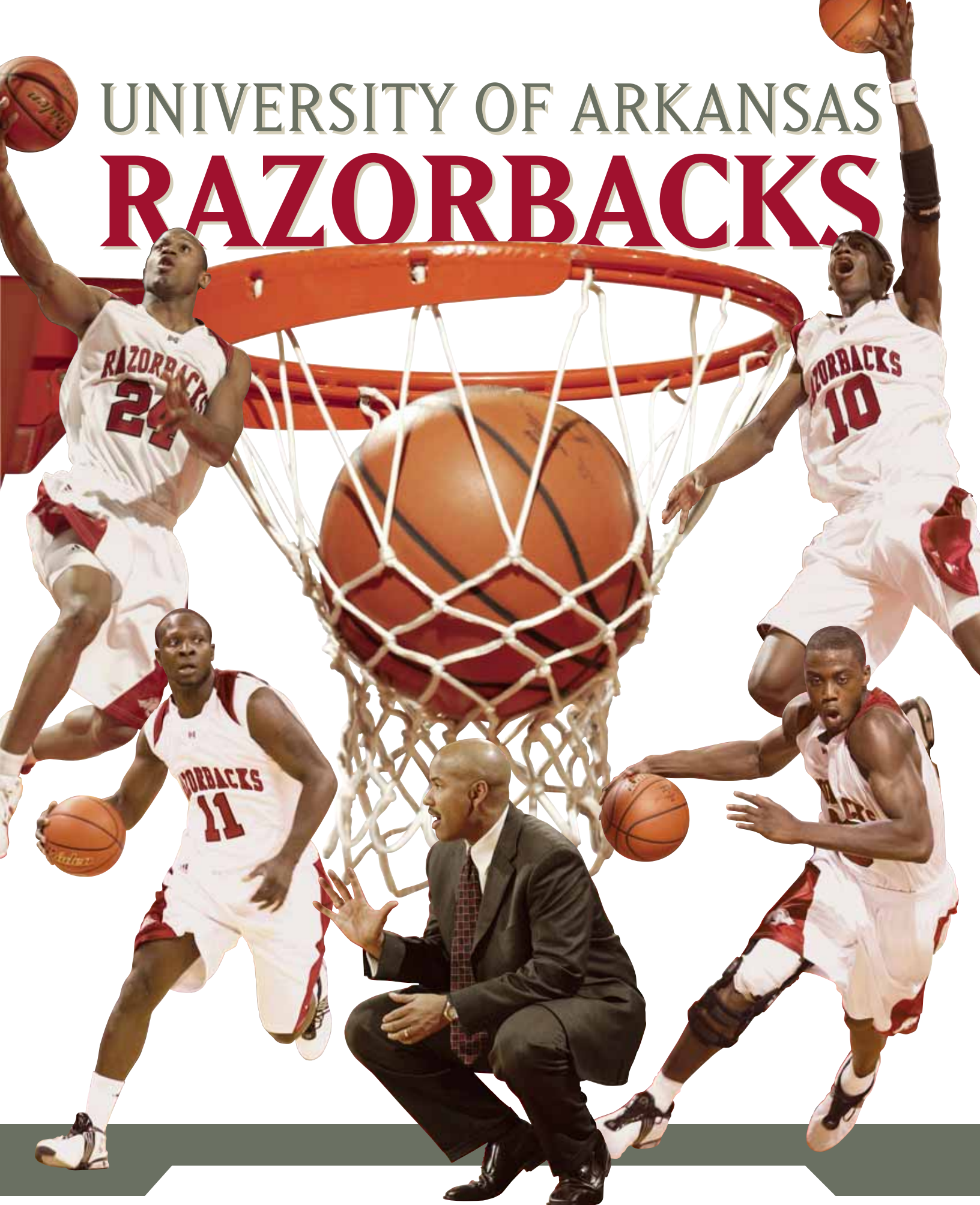


# UNIVERSITY OF ARKANSAS RAZORBACKS








Since moving into Bud Walton Arena 11 years ago, Arkansas has ranked among the nation's top 15 in attendance average each season. UA was No. 13 last season, and second in the Southeastern Conference, with an average of 14,792.

# INSIDE THE NUMBERS

# UA HOOPS



Arkansas' 2003 recruiting class was ranked No. 7 in the country by the Recruiting Services Consensus Index and *Hoop Scoop*, and No. 10 by CNNI.com. Last year's class includes, from left: Vincent Hunter, Ronnie Brewer, Olu Famutimi and Preston Cranford.

Arkansas' 2004 recruiting class is ranked No. 13 in the nation by Rivals.com, No. 15 by *Athlon Sports* and No. 16 by *Hoop Scoop*. This year's class includes, from left: Dontell Jefferson, Darian Townes, Sammy Munsey, Steven Hill and Charles Thomas. (Not pictured: Marcus Monk)

In head coach Stan Heath's two years, the Razorbacks have a 100 percent graduation rate. In that time, eight Razorbacks have completed their eligibility and all eight have earned degrees.



# 2004-05 RAZORBACKS SCHEDULE

DATE	OPPONENT	TV	SITE	TIME
<b>Saturday, Oct. 30</b>	<b>Red-White Game</b>		<b>Fayetteville, Ark.</b>	<b>2:05 p.m.</b>
<b>Saturday, Nov. 6</b>	<b>Texas A&amp;M Commerce (Exh.)</b>		<b>Fayetteville, Ark.</b>	<b>7:05 p.m.</b>
<b>Friday, Nov. 12</b>	<b>Abilene Christian (Exh.)</b>		<b>Fayetteville, Ark.</b>	<b>7:05 p.m.</b>
Fri.-Mon., Nov. 19-22	Paradise Jam		St. Thomas, Virgin Islands	
	(UA, Austin Peay, Eastern Michigan, Saint Louis, Troy St., Winthrop)			
Friday, Nov. 19	vs. Winthrop		St. Thomas, Virgin Islands	7 p.m.
Sunday, Nov. 21	vs. Troy St.		St. Thomas, Virgin Islands	7 p.m.
Monday, Nov. 22	vs. APU, EMU or SLU		St. Thomas, Virgin Islands	TBA
<b>Saturday, Nov. 27</b>	<b>Gardner-Webb</b>		<b>Fayetteville, Ark.</b>	<b>2:05 p.m.</b>
<b>Tuesday, Nov. 30</b>	<b>Tulsa</b>	<b>FSN/SUN</b>	<b>Fayetteville, Ark.</b>	<b>7:05 p.m.</b>
Saturday, Dec. 4	#Illinois	ESPN	N. Little Rock, Ark.	1 p.m.
Tuesday, Dec. 7	at Missouri	ARSN	Columbia, Mo.	7:05 p.m.
<b>Thursday, Dec. 16</b>	<b>Tennessee St.</b>	<b>ARSN</b>	<b>Fayetteville, Ark.</b>	<b>7:05 p.m.</b>
<b>Saturday, Dec. 18</b>	<b>Prairie View A&amp;M</b>	<b>ARSN</b>	<b>Fayetteville, Ark.</b>	<b>12:35 p.m.</b>
<b>Monday, Dec. 20</b>	<b>Lipscomb University</b>		<b>Fayetteville, Ark.</b>	<b>7:05 p.m.</b>
<b>Thursday, Dec. 23</b>	<b>Hartford University</b>	<b>ARSN</b>	<b>Fayetteville, Ark.</b>	<b>7:05 p.m.</b>
<b>Wednesday, Dec. 29</b>	<b>Jacksonville St.</b>	<b>ARSN</b>	<b>Fayetteville, Ark.</b>	<b>7:05 p.m.</b>
<b>Friday, Dec. 31</b>	<b>Louisiana-Monroe</b>	<b>ARSN</b>	<b>Fayetteville, Ark.</b>	<b>7:05 p.m.</b>
<b>Wednesday, Jan. 5</b>	<b>*Ole Miss</b>		<b>Fayetteville, Ark.</b>	<b>7:05 p.m.</b>
Saturday, Jan. 8	*at Florida	JP	Gainesville, Fla.	11 a.m.
<b>Tuesday, Jan. 11</b>	<b>*Alabama</b>	<b>ESPN</b>	<b>Fayetteville, Ark.</b>	<b>8:05 p.m.</b>
Saturday, Jan. 15	*at Mississippi St.		Starkville, Miss.	2 p.m.
Wednesday, Jan. 19	*at LSU		Baton Rouge, La.	7 p.m.
<b>Saturday, Jan. 22</b>	<b>*Auburn</b>	<b>JP</b>	<b>Fayetteville, Ark.</b>	<b>1:05 p.m.</b>
<b>Saturday, Jan. 29</b>	<b>*Kentucky</b>	<b>CBS</b>	<b>Fayetteville, Ark.</b>	<b>2:30 p.m.</b>
Wednesday, Feb. 2	*at South Carolina		Columbia, S.C.	6:30 p.m.
Saturday, Feb. 5	*at Ole Miss	FSN/SUN	Oxford, Miss.	4 p.m.
<b>Wednesday, Feb. 9</b>	<b>*Georgia</b>	<b>JP(s)</b>	<b>Fayetteville, Ark.</b>	<b>7:05 p.m.</b>
<b>Saturday, Feb. 12</b>	<b>*LSU</b>	<b>JP(s)</b>	<b>Fayetteville, Ark.</b>	<b>2:05 p.m.</b>
Wednesday, Feb. 16	*at Alabama	JP(s)	Tuscaloosa, Ala.	7 p.m.
Saturday, Feb. 19	*at Vanderbilt	FSN/SUN	Nashville, Tenn.	6 p.m.
<b>Saturday, Feb. 26</b>	<b>*Tennessee</b>	<b>JP(s)</b>	<b>Fayetteville, Ark.</b>	<b>3 p.m.</b>
<b>Tuesday, March 1</b>	<b>*Mississippi St.</b>	<b>ESPN</b>	<b>Fayetteville, Ark.</b>	<b>6:05 p.m.</b>
Saturday, March 5	*at Auburn		Auburn, Ala.	1 p.m.
Thur.-Sun., March 10-13	SEC Tournament		Atlanta, Ga.	TBA

Fayetteville games in bold  
# - game played at Alltel Arena  
\* - Southeastern Conference games

FSN/SUN - Fox Sports Net/Sunshine Network  
ARSN - Arkansas Razorback Sports Network  
JP - Jefferson-Pilot Sports

JP(s) - Jefferson-Pilot Sports split  
broadcast



Michael Jones is the only senior on this year's club.



The big scoreboard added to Bud Walton Arena last season is in the shape of a basketball hoop and features four video screens.



Head coach Stan Heath and the Razorbacks will have 19 regular-season games televised this year, including four national broadcasts.

# CONTENTS

2004-05 Schedule ..... 1  
 UA Athletic Department Directory ..... 4  
 Arkansas Basketball Quick Facts ..... 5

**THIS IS ARKANSAS BASKETBALL ..... 6-14**  
 Razorback Game Day ..... 6-7  
 Media Attention ..... 8-9  
 Arkansas' Great Tradition ..... 10-11  
 Northwest Arkansas ..... 12-13  
 Hog Great Corliss Williamson ..... 14

**COACHING STAFF ..... 15-26**  
 Head Coach Stan Heath ..... 16-19  
 Assistant Ronny Thompson ..... 20  
 Assistant Rob Flaska ..... 21  
 Assistant Oronde Taliaferro ..... 22  
 Assistant Darren Sorenson ..... 23  
 Trainer Dave England, Strength and Conditioning Coach Kelly Lambert ..... 24  
 Officer Manager Terry Mercer, Support Staff ..... 25  
 Student Support Staff ..... 26

**THE RAZORBACKS ..... 27-42**  
 Ronnie Brewer ..... 28  
 Preston Cranford ..... 29  
 Olu Famutimi ..... 30  
 Eric Ferguson ..... 31  
 Vincent Hunter ..... 32  
 Matt Jones ..... 33  
 Michael Jones ..... 34  
 Jonathon Modica ..... 35  
 Rashard Sullivan ..... 36  
 Steven Hill & Dontell Jefferson ..... 37  
 Marcus Monk & Sammy Munsey ..... 38  
 Charles Thomas & Darian Townes ..... 39  
 Returnees Career Game-by-Game Stats ..... 40-42

**2004 SEASON OUTLOOK ..... 43-48**  
 Radio/TV Chart ..... 44  
 Rosters ..... 45  
 Season Preview & Notes ..... 46-48

**UNIVERSITY OF ARKANSAS ..... 49-58**  
 University of Arkansas ..... 50-53  
 Academic Support/Student Services ..... 54-57  
 Home of Champions ..... 58

**RAZORBACK BASKETBALL ..... 59-98**  
 Bud Walton Arena ..... 60-62  
 Bud Walton Arena Records ..... 63  
 Other UA Facilities ..... 64  
 UA Basketball History, The Final Four, 1994  
     National Championship, Memorable Games ..... 65-75  
 All-Time Postseason Results ..... 76  
 Postseason Game Records ..... 77  
 All-Time NCAA Tournament Box Scores, UA's Sweet 16 Teams ..... 78-89  
 All-Time Final Poll Rankings ..... 90-91  
 NBA Razorbacks ..... 92  
 All-Americans ..... 93  
 All-Conference, Other Honors ..... 94-96  
 All-Time Lettermen ..... 97-98

**UA ADMINISTRATION ..... 99-108**  
 Athletic Administration ..... 100-108

**2004 OPPONENTS, SOUTHEASTERN CONFERENCE ..... 109-120**  
 Paradise Jam Tournament ..... 110  
 Alabama, Auburn, Florida ..... 111  
 Gardner-Webb, Georgia, Hartford ..... 112  
 Illinois, Jacksonville St., Kentucky ..... 113  
 Lipscomb, La.-Monroe, LSU ..... 114  
 Mississippi, Mississippi St., Missouri ..... 115  
 Prairie View, South Carolina, Tennessee ..... 116  
 Tennessee St., Tulsa, Vanderbilt ..... 117  
 The Southeastern Conference ..... 118  
 UA SEC Leaders ..... 119  
 SEC Tournament ..... 120

**2004 IN REVIEW ..... 121-138**  
 2004 Recap Notes ..... 122  
 2004 Results ..... 123  
 Individual Statistics ..... 124  
 Team Game-by-Game Statistics ..... 125  
 Individual Game-by-Game Points, Rebounds & Assists ..... 126  
 Superlatives, Departing Player Statistics ..... 127  
 2004 Box Scores ..... 128-133  
 Southeastern Conference Standings, Honors ..... 134  
 SEC Individual Statistics ..... 135-136  
 SEC Team Statistics ..... 137-138







ON THE INTERNET

**Hogwired.com** is the official web site of the University of Arkansas men's athletics. Hogwired.com features press releases, schedules, results, statistics, coach and student-athlete biographies and facility information on all eight men's sports. The site also provides links to radio broadcasts of Razorback football, basketball and baseball via Yahoo! Broadcast.




**RECORDS . . . . .139-184**  
 1,000-Point Scorers . . . . .140-142  
 Scoring . . . . .143-144  
 Three-Point Shooting . . . . .145  
 Field Goals . . . . .146-147  
 Free Throws . . . . .148-149  
 Rebounds . . . . .150-151  
 Steals . . . . .152  
 Assists . . . . .153  
 Blocked Shots . . . . .154  
 Team Records . . . . .155-159  
 Team Statistical Comparisons . . . . .160-162  
 100-Point Games . . . . .163  
 Miscellaneous Records . . . . .164  
 All-Time Series Results . . . . .166-171  
 Year-by-Year Records, Coaching Records . . . . .172-173  
 Season-by-Season Results . . . . .174-184

**MEDIA INFORMATION . . . . .185-192**  
 Media Policies . . . . .186-187  
 Arkansas Razorback Sports Network . . . . .188  
 Primary Media Outlets . . . . .189  
 Northwest Arkansas Directory . . . . .190  
 Fayetteville, Ark., Information . . . . .191  
 UA Hoops, Inside the Numbers . . . . .192

FEATURED ON THE COVER

**Clockwise from top right:** Ronnie Brewer, Olu Famutimi, head coach Stan Heath, Eric Ferguson and Jonathon Modica



EDITORIAL

UA Sports Information

Robby Edwards  
**EDITOR**

Meredith Adams, Erik Blumenfeld, Matt Dozier, Mary Lynn Gibson, Bob Grant, Kevin Trainor, Stephanie Wetzel, David Wright

ASSISTANT EDITORS

Other Contributors

Fayetteville Chamber of Commerce, Media Relations Offices of UA's 2005 Opponents, Southeastern Conference Media Relations, UA University Relations

Design & Production Management

DOXA Total Design Strategy, Fayetteville, Ark.

Printing

EBSCO Media, Birmingham, Ala.

Photography

Wesley Hitt and Gary Yandell

Contributing Photography and Images

Ray Amati, NBAE Photos; Walt Beasley; Jon Biever, *Sports Illustrated*; Detroit Pistons; Carrett Ellwood, NBAE Photos; Tom Ewart; *Hawks Illustrated*, NBAE Photos; Phoenix Suns; Philadelphia 76ers; Bill Smith, Chicago Bulls; James "Bone Crusher" Smith; *Sports Illustrated*

**NOTE:** All names, nicknames, logos and other indicia referring to the University of Arkansas are trademarks owned and protected by the university. Any unauthorized use of the university's trademark is prohibited.

**The 2003-04 Arkansas basketball media guide** was judged third-best in District VI last year. District VI includes all schools in Arkansas, Texas, Oklahoma, New Mexico, Louisiana and Mississippi.





# UA ATHLETIC DEPARTMENT DIRECTORY

(Area Code – 479) UA Switchboard – 575-2000



## ADMINISTRATION

<b>Frank Broyles</b> , Athletic Director	575-2755
<b>Dr. Derrick Gragg</b> , Senior Associate AD/Director of Compliance	575-4108
<b>Bill Gray</b> , Executive Associate AD/Game Management	575-2666
<b>Tom Dorre</b> , Associate AD	575-3755
<b>Jerry Pufall</b> , Associate AD/Facilities	575-4094
<b>Paul Kirkpatrick</b> , Assistant AD/Director of Student Life/Academic Support	575-5705
<b>Matt Shanklin</b> , Assistant AD/Director of Marketing/Licensing	575-7404
<b>Kevin Trainor</b> , Assistant AD/Sports Information Director	575-2751
<b>Howard Brill</b> , Faculty Athletics Representative	575-5358
<b>Andy Commer</b> , Video Coordinator	575-2704
<b>Robby Edwards</b> , Associate Sports Information Director	575-2751
<b>Dr. Candy Erbe</b> , Career Development Director	575-4782
<b>Bob Grant</b> , Assistant Sports Information Director	575-2751
<b>Rodger Hunter</b> , Student Life Coordinator	575-4056
<b>Justin Maland</b> , Facility Operations Manager	575-6768
<b>Jean Nail</b> , Spirit Coordinator	575-6534
<b>Donita Ritchie</b> , Associate for Administration	575-2755
<b>Mark Scobey</b> , Ticket Manager/Customer Relations	575-5152
<b>Kerry Shepard</b> , Guest Services Director	575-6904
<b>Jason Suitt</b> , Marketing Coordinator	575-5914
<b>Fred Vorsanger</b> , Walton Arena Manager	575-8618
<b>Stephanie Wetzel</b> , Assistant Sports Information Director	575-2751
<b>Jason Williamson</b> , Academic Coordinator	575-4047

## BASEBALL STAFF

<b>Dave Van Horn</b> , Head Coach	575-3655
<b>Matt Deggs</b> , Assistant Coach	575-3552
<b>Dave Jorn</b> , Assistant Coach	575-8626

## BASKETBALL STAFF

<b>Stan Heath</b> , Head Coach	575-4555
<b>Ronny Thompson</b> , Assistant Coach	575-3752
<b>Rob Flaska</b> , Assistant Coach	575-3754
<b>Oronde Taliaferro</b> , Assistant Coach	575-6388
<b>Darren Sorenson</b> , Assistant Coach	575-6819

## FOOTBALL STAFF

<b>Houston Nutt</b> , Head Coach	575-4849
<b>Bobby Allen</b> , Secondary	575-4106
<b>Clifton Ealy</b> , Tight Ends	575-3704
<b>Mike Markuson</b> , Offensive Line/Running Game Coordinator	575-3801
<b>Danny Nutt</b> , Running Backs	575-4508
<b>Tracy Rocker</b> , Defensive Line	575-3958
<b>James Shibest</b> , Wide Receivers/Specialists	575-4006
<b>Chris Vaughn</b> , Outside Linebackers/Strong Safeties/Recruiting Coordinator	575-4309
<b>Roy Wittke</b> , Quarterbacks/Passing Game Coordinator	575-5837
<b>Dave Wommack</b> , Defensive Coordinator/Inside Linebackers	575-4857
<b>Louis Campbell</b> , Director of Football Operations	575-5551
<b>Rob Taylor</b> , Assistant Director of Football Operations	575-6813

## OFFICE

## GOLF STAFF

<b>Mike Ketcham</b> , Head Coach	575-3803
<b>Grant Oswalt</b> , Assistant Coach	575-5801

## STRENGTH AND CONDITIONING STAFF

<b>Don Decker</b> , Strength & Conditioning Coach	575-3123
<b>Brent Lale</b> , Assistant Strength & Conditioning Coach	575-3650
<b>Kelly Lambert</b> , Assistant Strength & Conditioning Coach	575-3650

## TENNIS STAFF

<b>Robert Cox</b> , Head Coach	575-2758
<b>Darin Phelan</b> , Assistant Coach	575-4949

## TRACK & FIELD/ CROSS COUNTRY STAFF

<b>John McDonnell</b> , Head Coach	575-5403
<b>Dick Booth</b> , Assistant Coach	575-4948
<b>Lance Brauman</b> , Assistant Coach	575-6848
<b>Danny Green</b> , Administrative Assistant	575-2757

## TRAINING STAFF

<b>Dean Weber</b> , Director of Athletic Training	575-3756
<b>Dave England</b> , Head Basketball Trainer	575-4018
<b>Eric Linson</b> , Assistant Trainer	575-6395
<b>Dawn Didier</b> , Assistant Athletic Trainer	575-7584
<b>Chris Simmons</b> , Athletic Trainer Intern	575-7507
<b>Darrell Turner</b> , Graduate Assistant Athletic Trainer	575-7507

## BUD WALTON ARENA NUMBERS

Press Row	575-6622
Arena Manager	575-8618
Ticket Information	1-800-982-HOGS

## SOUTHEASTERN CONFERENCE

Media Relations Office	205-458-3010
Media Relations Fax	205-458-3030

## WEB SITES

Arkansas	www.Hogwired.com
SEC	www.secsports.com

**Note:** UA has separate men and women's departments, therefore only the men's staff is represented in this publication.







# RAZORBACK QUICK FACTS

## UNIVERSITY OF ARKANSAS INFORMATION

**Location:** Fayetteville, Ark.  
**Enrollment:** 17,269  
**Founded:** 1871  
**Colors:** Cardinal (PMS 200) and White  
**Nickname:** Razorbacks  
**Conference:** Southeastern (Western Division)  
**Arena (Capacity):** Bud Walton Arena (19,200)

## UA ADMINISTRATION

**UA Chancellor:** Dr. John A. White (Arkansas, 1961)  
**System President:** Dr. B. Alan Sugg (Arkansas, 1960)  
**Athletic Director:** Frank Broyles (Georgia Tech, 1947)  
**Faculty Representative:** Howard Brill (Duke, 1965)

## UA BASKETBALL STAFF

**Head Coach:** Stan Heath (Eastern Michigan, 1988)  
**Career Record:** 51-41 (.554), 3 years  
**Record at Arkansas:** 21-35 (.375), 2 years  
**NCAA Tournament Record:** 3-1 (.750)  
**Assistant Coaches:** Ronny Thompson (Georgetown, 1992)  
 Rob Flaska (Michigan Tech, 1982)  
 Oronde Taliaferro (Wayne State, 1994)  
 Darren Sorenson (Mount Senario College, 1995)

**Head Trainer:** Dave England  
**Strength & Conditioning Coach/Basketball:** Kelly Lambert  
**Academic Coordinator:** Jason Williamson  
**Office Manager:** Terry Mercer  
**Basketball Office Phone:** 479-575-6389  
**Basketball Office Fax:** 479-575-6525

## UA MEDIA INFORMATION

**Associate SID/Basketball:** Robby Edwards (Southern Miss., 1986)  
**Edward's E-mail:** robbye@uark.edu  
**Office Phone:** 479-575-2751  
**Office Fax:** 479-575-7481  
**Office Address:** Sports Information  
 University of Arkansas  
 Broyles Athletic Center  
 P.O. Box 7777  
 Fayetteville, AR 72702

**Athletic Web Site:** www.hogwired.com  
**Assistant AD/Sports Information Director:** Kevin Trainor (Arkansas, 1994)  
**Assistant SID:** Bob Grant (Auburn, 1998)  
**Assistant SID:** Stephanie Wetzel (Arkansas, 2001)  
**Secretary:** Mary Lynn Gibson  
**Bud Walton Arena Press Row:** 479-575-6622  
**Arkansas Ticket Office:** 479-575-5151; 800-982-HOGS (4647)

## 2003-04 REVIEW

**Record:** 12-16  
**SEC Record (Finish):** 4-12 (6th, West)  
**SEC Tournament Record:** 0-1  
**NCAA Tournament:** NA  
**Final Associated Press Ranking:** NA  
**Final ESPN/USA Today Ranking:** NA  
**Highest Ranking During Year:** NA

## 2004-05 PREVIEW

**Starters Returning:** 4  
 So. G Ronnie Brewer (12.2 ppg, 5.5 rpg, 3.4 apg, 2.0 spg)  
 So. G/F Olu Famutimi (7.0 ppg, 3.5 rpg)  
 Jr. PG Eric Ferguson (8.1 ppg, 2.6 rpg, 2.8 apg)  
 Jr. G/F Jonathon Modica (16.5 ppg, 4.5 rpg, 1.2 apg)  
**Starters Lost:** 1  
 Sr. F Billy Pharis (5.5 ppg, 2.9 rpg)  
**Other Returning Lettermen:** 5  
 So. G Preston Cranford (0.5 ppg, 0.1 rpg)  
 So. F Vincent Hunter (3.8 ppg, 3.2 rpg)  
 \*Jr. F Matt Jones (5.0 ppg, 4.5 rpg)  
 Sr. F Michael Jones (4.8 ppg, 1.7 rpg)  
 Jr. F Rashard Sullivan (1.2 ppg, 3.0 rpg)

## Other Lettermen Lost: 4

Sr. G Jamar Blackmon (0.2 ppg, 0.3 rpg)  
 So. G Kendrick Davis (5.4 ppg, 1.2 rpg)  
 So. F Wen Mukubu (1.2 ppg, 1.3 rpg)  
 Sr. G Charles Tatum (2.0 ppg, 0.7 rpg)

## Newcomers: 6

Fr. C Steven Hill (7-0, 233)  
 Jr. PG Dontell Jefferson (6-4, 181)  
 \*\*Fr. G/F Marcus Monk (6-6, 205)  
 Fr. G Sammy Munsey (6-1, 181)  
 Fr. F Charles Thomas (6-7, 243)  
 Fr. C Darian Townes (6-10, 250)

\* Matt Jones may join the team following football season.  
 \*\* Marcus Monk is on football scholarship but is expected to play basketball following football season.

## UA ALL-TIME RECORDS

**Overall:** 1,389-758 (.647), 81 years  
**Overall Conference:** 698-421 (.624), 81 years  
**Overall Conference Championships:** 24 (2 SEC, 22 Southwest Conference)  
**Southeastern Conference Record:** 117-91 (.563), 13 years  
**SEC Overall Championships:** 2 (1992, 1994)  
**SEC Divisional Championships:** 4 (1992, 1993, 1994, 1995)  
**Southwest Conference:** 581-330 (.638), 68 years  
**SWC Championships:** 22 (1926, 1927, 1928, 1929, 1930, 1935, 1936, 1938, 1941, 1942, 1944, 1949, 1950, 1958, 1977, 1978, 1979, 1981, 1982, 1989, 1990, 1991)

**Overall Conference Tournament:** 37-22 (.627)  
**Overall Conference Tournament Championships:** 7 (1 SEC, 6 SWC)  
**SEC Tournament:** 14-12 (.538)  
**SEC Tournament Championships:** 1 (2000)  
**SWC Tournament:** 23-10 (.697)  
**SWC Tournament Championships:** 6 (1977, 1979, 1982, 1989, 1990, 1991)

**NCAA Tournament Bids:** 27\*  
**NCAA Tournament Record:** 39-26 (.600)  
**National Championships:** 1 (1994)  
**National Runner-up Finishes:** 1 (1995)  
**NCAA Final Fours:** 6 (1941, 1945, 1978, 1990, 1994, 1995)  
**NCAA Regional Finals (Elite Eight):** 9 (1941, 1945, 1949, 1978, 1979, 1990, 1991, 1994, 1995)  
**NCAA Regional Semifinals (Sweet 16):** 14 (1941, 1945, 1949, 1958, 1978, 1979, 1981, 1983, 1990, 1991, 1993, 1994, 1995, 1996)

\* UA also received a bid in 1944 but was unable to participate due to a car accident. Total number of NCAA Tournament appearances is 26.

**NIT Appearances:** 5 (2 postseason, 3 preseason)  
**NIT Record:** 9-6  
**NIT Final Fours:** 2 (1 postseason, 1 preseason)

## UA HONORS

**All-America Selections:** 26 (12 different players)  
**Overall All-Conference (first-team selections):** 92  
**All-SEC (first team):** 8 (five different players)  
**All-SWC (first team):** 84 (55 different players)  
**All-Conference Tournament Selections:** 34  
**All-SEC Tournament:** 9 (7 different players)  
**All-SWC Tournament:** 25 (15 different players)

**2004 Home Attendance Average (national rank):** 14,792 (13th)  
**Bud Walton Arena Record (1994-2003):** 142-36 (.798)  
**Barnhill Arena Record (1958-93):** 304-94 (.764)





Since 1958, Arkansas is 446-130 at home (.774). Since moving into Bud Walton Arena in 1994, the Hogs are 142-36 over the last 11 seasons (.798).



# GAME

Since Bud Walton Arena opened in 1994, more than 3.1 million fans have attended Razorback games for an all-time average attendance of more than 17,600. Arkansas has ranked in the top 15 in national attendance average each of the last 11 years.





# DAY

The newest amenity in Bud Walton Arena is the custom scoreboard in the shape of a basketball hoop. The board, 24 feet, three inches wide by 22 feet tall, features four video screens, each 12 feet, six inches wide by eight feet, 10 inches tall. An LED ring at the top is used to display game statistics.





Arkansas has had 85 games televised over the last four seasons.



# MEDIA ATTENTION

A collage of sports-related media. On the left is a magazine cover for 'HAWKS' featuring a basketball player with the number 10 and the headline 'WORK IN PROGRESS'. In the center is an open magazine titled 'THE INSIDE ISSUE' from 'The Sporting News', with a sub-headline 'NFL Inside 1 player: 22 stars'. The main article is titled 'INSIDE ONE DRILL' and includes the text 'How to turn a soft college basketball team into a toughened rebounding machine: practice, practice, practice... and a little thing called War' by Jason Langsdorf. On the right is another magazine cover for 'HAWKS' featuring a man in a referee's uniform and the headline 'ARE YOU SURE?'. Below the magazine collage is a vertical advertisement for 'Her Soap' with the text 'YOU DON'T USE HER MASCARA. WHY USE HER SOAP?' and 'THE ONLY SOAP MADE JUST FOR GUYS - IN TWO GREAT SCENTS.' The advertisement also shows a bar of soap and the MASCAR logo.



**ESPN**

**CBS SPORTS**


**JEFFERSON PILOTSPORTS**

**FSN SOUTHWEST**


**ARKANSAS RAZORBACK ARSN SPORTS NETWORK**

The Razorbacks will appear on television 20 times this year, including three nationally televised games on ESPN and one on CBS.

Arkansas' six Final Four trips, 27 NCAA Tournament bids, 39 NCAA Tournament victories and 24 conference championships all rank ninth-best in the nation.







Since 1977, Arkansas has recorded 21 20-win seasons and earned 22 NCAA Tournament bids.

# TRADIT

Arkansas earned Final Four trips in 1941, 1945, 1978, 1990, 1994 and 1995. UA has earned a total of 27 NCAA Tournament bids and won 24 conference championships. All three totals rank ninth-best in the country.





# IONS

Fans have "Called the Hogs" for 142 wins in 178 games since moving into Bud Walton Arena in 1994. Arkansas has ranked among the top 15 in national average attendance every year since.

Ronnie Brewer is one of four Razorbacks who have earned freshman All-America honors and one of nine to make the SEC all-freshman squad. Arkansas has had 21 All-America selections, 22 All-SEC selections in 12 seasons and 22 NBA draft selections since 1978.






*USA Today* has listed Northwest Arkansas as one of the 10 fastest growing areas in the country. The area serves as home to Fortune 500 companies such as Wal-Mart, J.B. Hunt and Tyson Foods. Fayetteville is ranked by *Forbes* magazine as the 23rd-best place to live in the nation. *Forbes* also ranks Fayetteville No. 3 in the nation for “best places for business and careers” among cities with a population of less than 300,000.



# NORTHWEST ARKANSAS

Shopping opportunities include many nationally-known chains such as The Gap, Eddie Bauer, Barnes & Noble, Abercrombie & Fitch, Banana Republic, Old Navy, Kohl's, Target, Dillard's, Pier One, Circuit City, American Eagle, Best Buy, Home Depot, Office Depot, Lowe's, SAM's Club and Wal-Mart Supercenters. Other intriguing, locally owned shops are at the Northwest Arkansas Mall, Village on the Creeks and Steele Crossing, while the area also includes assorted other retail districts with an eclectic mix of fashionable and classic offerings.





The nearby Buffalo River in the Ozark National Forest was America's first nationally designated scenic river. Partners for Livable Communities, an offshoot of the National Endowment for the Arts and a Washington-based non-profit group, christened Fayetteville one of 30 of the country's "most livable" towns in April. Fayetteville's inclusion was based on a mix of positive lifestyle ingredients, from job creation and park space to schools and below-average living costs. Fayetteville, it said, is "a city poised to greet the new millennium with a wide, southern-style smile."



The Walton Arts Center, on Dickson Street in Fayetteville, has played host to recent performers such as Bill Cosby and B.B. King, and touring productions of "A Chorus Line," "Evita" and "Chicago."



The Northwest Arkansas metropolitan area, according to the Santa Monica-based Milken Institute, ranked first among the nation's top 200 metro areas in economic performance for 2002. The report stated: "While this may seem surprising to most of America, it isn't for the metro area's retail/distribution anchor, Wal-Mart." The report went on to say the growth is "more than just Wal-Mart, though. A wide agglomeration of suppliers, partner-firms, such as IT-intensive logistic firms and J.B. Hunt, are located there."



Mileage To Fayetteville From:

<b>Dallas, Texas</b>	325
<b>Fort Smith</b>	63
<b>Kansas City, Mo.</b>	213
<b>Little Rock</b>	192
<b>Memphis, Tenn.</b>	331
<b>Springfield, Mo.</b>	115
<b>St. Louis, Mo.</b>	365
<b>Tulsa, Okla.</b>	117





The NBA's Sixth Man of the Year in 2002 (13.6 ppg), Corliss Williamson helped the Detroit Pistons win the 2004 NBA championship.

Everyone walking through the concourse of Bud Walton Arena is reminded of Corliss Williamson's impact as a player for the Razorbacks from 1993-95.


# CORLISS WILLIAMSON

## NBA AND NCAA CHAMPION

### Active Hogs in the Pros

NAME	POS.	LAST YEAR AT UA	TEAM
Sunday Adebayo	G/F	1998	Perth (Australia)
Pat Bradley	G	1999	Arkansas (ABA)
Nick Davis	F	1998	Quebradillas (Puerto Rico)
Brandon Dean	G	2002	Atlanta (NBA)/Harlem Globetrotters
Alex Dillard	G	1995	Kentucky (WBA)
Dionisio Gomez	F	2003	Tecos de la UAG (Mexico)
Derek Hood	F	1999	Villeurbanne (France)
Joe Johnson	G/F	2001	Phoenix Suns (NBA)
Clint McDaniel	G	1995	Soproni Aszok (Hungary)
Oliver Miller	C	1992	Minnesota (NBA)
Jannero Pargo	G	2002	Chicago Bulls (NBA)
Billy Pharis	F	2004	Svenborg (Denmark)
Kareem Reid	G	1999	Arkansas (ABA)
Davor Rimac	F	1995	Geneve (Switzerland)
Dwight Stewart	F/C	1995	Circulo Badajoz (Spain)
Scotty Thurman	G/F	1995	Sporting Al Riyadi Beirut (Lebanon)
Corliss Williamson	F	1995	Philadelphia 76ers (NBA)
Lee Wilson	C	1997	Detal Met Notec (Poland)

Every year, former Razorback All-American and current Philadelphia 76er Corliss Williamson puts on a clinic in Little Rock for area children. He is the benefactor of the "Corliss Williamson Charitable Fund," which aids several organizations throughout the state.





As a player, Oronde Taliaferro was recruited by Stan Heath. Now Taliaferro is a key recruiter for his former coach.



Stan Heath and his staff have landed recruiting classes ranked No. 13 in the nation by Rivals.com and No. 16 by *Hoop Scoop* this year, and ranked No. 7 by *Hoop Scoop* and the Recruiting Services Consensus Index in 2003.



In addition to Rashard Sullivan, Ronny Thompson has Vincent Hunter, and newcomers Steven Hill, Charles Thomas and Darian Townes to work with in the post.

**HEAD COACH STAN HEATH . . . . .16**

**ASSISTANT**

**RONNY THOMPSON . . . . .20**

**ASSISTANT ROB FLASKA . . . . .21**

**ASSISTANT**

**ORONDE TALIAFERRO . . . . .22**


**ASSISTANT**

**DARREN SORENSON . . . . .23**

**TEAM SUPPORT STAFF . . . . .24**



# HEAD COACH STAN HEATH



**B**aby steps could turn into giant strides for head coach Stan Heath and his staff in 2005.

After showing steady improvement in his first two seasons, the Razorbacks could have a breakout year in Heath's third year at the helm.

When he became Arkansas' 10th head basketball coach on March 28, 2002, he inherited a team returning just 25.1 points and 16.8 rebounds a game from the previous season.

Despite an all-freshman backcourt, the Razorbacks enthusiastically bought into Heath's system and the results were evident. Heath's emphasis on defense resulted in UA holding opponents to 66.5 points a game, the lowest total since 1988 when the Razorbacks limited teams to 64.9 points. The biggest difference was on the boards. After ranking 12th in the Southeastern Conference in 2002 with a -8.7 rebounding margin, 10th with 8.0 offensive rebounds and 11th with 32.1 boards per game, Arkansas was the top rebounding team in the league with 38.0 per game.

The Hogs were also first with 14.54 offensive rebounds a game and third with a +5.5 rebounding margin.

Heath's second club was the eighth-youngest in the nation, based on players contributing quality minutes, but the Hogs continued to take steps in the right direction. The win total increased by three but there were many other signs the program is heading in the right direction. From 2003 to 2004, UA showed marked improvement in the team statistical categories of scoring, three-point percentage, free throw percentage, assists, turnovers, turnover margin, blocked shots and steals, among others.

Heath's coaching has a lot to do with those gains, but his recruiting is also a factor as he and his staff continue attracting several of the top players from across the country.

The 2003 class, which included Ronnie Brewer and Olu Famutimi, was ranked No. 7 in the nation in the Recruiting Services Consensus Index and by *Hoop Scoop*, and No. 10 by CNNNSI.com.



Heath and his staff earned praise last year for signing Al Jefferson, one of the most highly recruited players in the country. Jefferson signed with Arkansas during the fall recruiting period but was selected by the Boston Celtics with the 15th pick in the first round of the 2004 NBA Draft.

Even though Jefferson will not suit up for Arkansas, his signing made inroads with other recruits nationally and this year's Razorback class is still ranked No. 13 by Rivals.com and No. 16 by *Hoop Scoop*.

The 2003 class raised Arkansas' overall athletic ability. The 2004 class gives UA an inside presence with size in the form of 7-0 Steven Hill, 6-10 Darian Townes and 6-7 Charles Thomas.

Heath came to Arkansas after a record-setting season as the head coach at Kent State University. In 2001, his first year as a head coach, he led the Golden Flashes to a 30-6 record and to the Elite Eight in the NCAA Tournament.

Before going to KSU, he was an assistant for five years under Tom Izzo at Michigan State. He helped the Spartans advance to the Final Four three straight years (1999, 2000, 2001), win the 2000 national title, make another appearance in the Sweet 16 and go a combined 132-37.

On March 19, 2001, *Sports Illustrated* featured "five college coaches waiting in the wings." Heath was on that list, along with assistant Leonard Perry of Iowa State, Florida assistant John Pelphrey, head coach Jeff Ruland of Iona and Hofstra assistant Jay Wright.

A month later, he was the head coach at Kent State.

Under his guidance, the Golden Flashes won the Mid-American

### All-Time Best Career Starts for Head Coaches (by wins)

Rank	Name	Record	Pct.
1.	Bill Guthridge, North Carolina (1998)	34-4	.895
2.	Bill Hodges, Indiana St. (1979)	33-1	.970
<b>3.</b>	<b>Stan Heath, Kent St. (2002)</b>	<b>30-6</b>	<b>.833</b>
4.	John Warren, Oregon (1945)	30-13	.698
5.	Phil Johnson, Weber St. (1969)	27-3	.900



The Heath Family (front, L to R): Stan and Jordan. (Back, L to R): Joshua and Ramona.

## The Heath File

**Born:** Dec. 17, 1964 (38)

**Family:** wife Ramona (Webb); boys Jordan (12) and Joshua (nine)

**Head Coaching Record:**

51-41 (.554), three years; 21-35 (.375) at Arkansas, two years  
25-25 (.500) in conference games, three years, 8-24 (.250) against the SEC at Arkansas, two years

**Coaching Honors:**

MAC Coach of the Year (2002)  
CBSsportsline.com and CollegelInsider.com national Rookie Coach of the Year (2002)

**Named Head Coach at Arkansas:** March 28, 2002

**Years of Collegiate Coaching Experience:** 16

**Education:**

Wayne State (Detroit) University – master's in sports administration (1993)  
Eastern Michigan (Ypsilanti) University – bachelor's in social science (1988)  
Catholic Central High (Detroit, 1983)

**Coaching History:**

2003-Present – Arkansas - head coach  
2002 – Kent State (Ohio) University - head coach  
1997-01 – Michigan State (East Lansing) University - assistant  
1995-96 – Bowling Green State (Ohio) University - assistant  
1994 – Wayne State (Detroit, Mich.) University - associate head coach  
1992-93 – Wayne State (Detroit, Mich.) University - assistant  
1990-91 – Albion (Mich.) College, assistant and junior varsity head coach  
1989 – Hillsdale (Mich.) College - assistant  
1988 – Lincoln High (Ypsilanti, Mich.) - assistant, head freshman coach

**Player History:** 1984-87 Eastern Michigan, three-year letterman

**Season Records and Postseason Experience as a Collegiate Coach:**

at Arkansas 2004 (12-16)  
2003 (9-19)

at Kent State 2002 (30-6, Elite Eight, South Region final, MAC records for wins, conference mark [17-1] and consecutive wins [21])

at Michigan St. 2001 (28-5, Final Four, Big Ten regular-season champion, 44-game home winning streak)  
2000 (32-7, NCAA champion, Big Ten regular-season and tournament champion)  
1999 (33-5, Final Four, Big Ten regular-season and tournament champion, school-record 33 wins)  
1998 (22-8, Sweet 16, Big Ten regular-season champion)  
1997 (17-12, second round of NIT)

at Bowling Green 1996 (14-13)  
1995 (16-11)

at Wayne St. 1994 (25-5, won Great Lakes Intercollegiate Athletic Conference title, regional finals, school-record 25 wins)  
1993 (22-10, won Great Lakes Intercollegiate Athletic Conference title, Final Four)  
1992 (23-8, second round of NCAA Division II playoffs)

at Albion 1991 (12-13)  
1990 (13-11)

at Hillsdale 1989 (11-18)





## STAN HEATH VERSUS ALL OPPONENTS

	At Kent St.	At Arkansas	Total	Last Meeting (W or L)
Akron	2-0	--	2-0	2002 (W)
Alabama	1-0	1-3	2-3	2004 (L)
Auburn	--	1-3	1-3	2004 (W)
Ball St.	1-0	--	1-0	2002 (W)
Bowling Green	3-0	--	3-0	2002 (W)
Buffalo	1-1	--	1-1	2002 (W)
Cal-Irvine	1-0	--	1-0	2002 (W)
Centenary	--	1-0	1-0	2003 (W)
Central Michigan	1-0	--	1-0	2002 (W)
Chattanooga	1-0	--	1-0	2002 (W)
Cleveland St.	1-0	--	1-0	2002 (W)
Eastern Michigan	1-0	--	1-0	2002 (W)
Florida	--	0-2	0-2	2004 (L)
Georgia	--	0-2	0-2	2004 (L)
Grambling St.	--	1-0	1-0	2004 (W)
Hofstra	0-1	--	0-1	2002 (L)
Illinois	--	0-2	0-2	2004 (L)
Illinois St.	1-0	--	1-0	2002 (W)
Indiana	0-1	--	0-1	2002 (L)
Jackson St.	--	1-0	1-0	2003 (W)
Jacksonville University	--	1-0	1-0	2004 (W)
Kentucky	0-1	0-2	0-3	2004 (L)
La. Tech	--	2-0	2-0	2004 (W)
LSU	--	1-4	1-4	2004 (L)
Marshall	3-0	--	3-0	2002 (W)
Memphis	--	0-1	0-1	2003 (L)
Mercyhurst College	1-0	--	1-0	2002 (W)
Miami (Ohio)	2-0	--	2-0	2002 (W)
Mississippi St.	--	1-3	1-3	2004 (L)
Nicholls St.	--	1-0	1-0	2004 (W)
North Texas	--	1-0	1-0	2004 (W)
Northern Illinois	1-0	--	1-0	2002 (W)
Ohio	2-0	--	2-0	2002 (W)
Oklahoma St.	1-0	0-2	1-2	2004 (L)
Ole Miss (Mississippi)	--	1-3	1-3	2004 (L)
Oral Roberts	--	1-1	1-1	2004 (W)
Pittsburgh	1-0	--	1-0	2002 (W)
Robert Morris	1-0	--	1-0	2002 (W)
Sam Houston St.	--	1-0	1-0	2003 (W)
South Carolina	--	1-2	1-2	2004 (L)
Southeast Missouri St.	--	1-0	1-0	2004 (W)
Southwest Texas St.	--	1-0	1-0	2003 (W)
St. Bonaventure	1-0	--	1-0	2002 (W)
Tennessee	--	0-2	0-2	2004 (L)
Toledo	2-0	--	2-0	2002 (W)
Troy St.	--	0-1	0-1	2003 (L)
Tulsa	--	1-1	1-1	2004 (W)
Vanderbilt	--	2-0	2-0	2004 (W)
Western Carolina	--	0-1	0-1	2004 (L)
Western Michigan	1-0	--	1-0	2002 (W)
Xavier	0-1	--	0-1	2002 (L)
Youngstown St.	0-1	--	0-1	2002 (L)



### What Michigan State Head Coach Tom Izzo Says About Stan Heath

*"In his five years at Michigan State, he was a part of four straight Big Ten championships, three straight Final Fours and a national championship, so he has a blueprint and an understanding of what it takes to be successful. He took over a Kent State program that had high expectations, yet he found a way to exceed the expectations by winning championships and advancing to the NCAA Tournament Elite Eight.*

*"Stan has a great basketball mind and relates very well with kids. He's a people person, while also being well organized with an understanding of what he needs to do to accomplish his goals."*



Conference regular-season and tournament titles, and came within a victory of reaching the Final Four before falling to Indiana in the South Region finals.

Along the way, Kent set school and MAC records for wins (30), breaking the record of 29 set by Ball State in 1989; became the first MAC team to reach the Elite Eight since Ohio University in 1964; recorded a league-record 21-game winning streak, including a 17-1 mark in conference play; beat three ranked teams in the NCAA Tournament, including No. 20 Oklahoma State, 69-61, No. 8 Alabama, 71-58, and No. 9 Pittsburgh, 78-73 in overtime, before losing to Indiana, 81-69; went 12-0 at home with an average attendance of 4,928, Kent's best since 1970; led the MAC in scoring defense (64.0 ppg), scoring margin (+11.9 ppg), field goal percentage defense (.418), rebounding margin (+5.0 rpg) and assist-to-turnover ratio (1.24) while also ranking second in three-point field goal percentage defense (.326) and turnover margin (+2.78); and suffered its five regular season losses by a total of 15 points.

Individually, Heath's 30 wins ties for the third-most by a first-year head coach in NCAA Division I history with John Warren of Oregon (1945). Only Bill Guthridge of North Carolina (34 in 1998) and Bill Hodges of Indiana State (33 in 1979) won more. The Detroit native was also voted the MAC Coach of the Year and named the national Rookie Coach of the Year by both CBSSportsline.com and CollegeInsider.com.

Before going to Kent, the three-year letterman from Eastern Michigan helped Izzo and the Spartans post records of 17-12 in 1997, 22-8 in 1998, 33-5 in 1999, 32-7 in 2000 and 28-5 in 2001. In addition to the three trips to the Final Four, MSU also reached the Sweet 16 in 1998 and the second round of the NIT in 1997.

Heath, who earned his bachelor's in social science from Eastern Michigan in 1988 and his master's in sports administration from Wayne State (Detroit, Mich.) University in 1993, began his collegiate career at Hillsdale (Mich.) College in 1989 as an assistant. After one season, he moved to Albion (Mich.) College where he was an assistant and the junior varsity head coach for two years. He worked at Wayne State in Detroit the following three years, including serving as associate head coach in 1994 when WSU set a school record for victories (25-5), helping the Tartars win two Great Lakes Intercollegiate Athletic Conference titles with a trip to the Division II Final Four in 1993.

After two seasons as an assistant at Bowling Green State University, he joined Izzo at Michigan State. He began his coaching career on the prep level, working as assistant varsity and head freshman coach at Lincoln High in Ypsilanti, Mich.

An all-state performer at Catholic Central High in Detroit, he lettered in 1985, '86 and '87 at Eastern Michigan.

He is married to the former Ramona Webb and they have two sons, Jordan (12) and Joshua (nine).



## STAN HEATH'S RECORD (as a head coach)

- At Arkansas:** 21-35 (.375)
- At Kent St.:** 30-6 (2001)
- Home Games:** 30-14, 17-13 at Arkansas
- Away Games:** 12-20, 2-17 at Arkansas
- Neutral Site Games:** 9-7, 1-4 at Arkansas
- In Season Openers:** 3-0, 2-0 at Arkansas
- In Home Openers:** 3-0, 2-0 at Arkansas
- In Road Openers (away or neutral):** 1-1, 1-1 at Arkansas
- In Conference Openers:** 1-2, 0-2 at Arkansas
- In Conference Home Openers:** 1-2, 0-2 at Arkansas
- In Conference Road Openers:** 1-2, 0-2 at Arkansas
- Against Ranked Teams:** 7-12, 4-11 at Arkansas
- Against Ranked Teams at Home:** 4-4, all at Arkansas
- Against Ranked Teams on the Road:** 0-5, all at Arkansas
- Against Ranked Teams at Neutral Sites:** 3-3, 0-2 at Arkansas
- When Leading at the Half:** 42-9, 16-8 at Arkansas
- When Shooting 50% or Better from the Field:** 34-4, 5-0 at Arkansas
- When Shooting Better than Opponent from the Field:** 45-5, 19-4 at Arkansas
- When Outrebounding Opponent:** 35-18, 14-15 at Arkansas
- When Getting 10 or More Offensive Rebounds:** 42-35, 16-30 at Arkansas
- When Committing Same or Fewer Turnovers than Opponent:** 38-14, 13-10 at Arkansas
- When Scoring Less than 70 Points:** 8-38, 4-33 at Arkansas
- When Scoring 70-79 Points:** 25-2, 8-1 at Arkansas
- When Scoring 80 Points or More:** 18-1, 8-1 at Arkansas
- When Holding Opponents to Less than 70 Points:** 43-15, 17-12 at Arkansas
- When a Player Scores 30 or More Points:** 2-1, 0-1 at Arkansas
- When a Player Scores 20 or More Points:** 28-10, 7-7 at Arkansas
- When a Player Records a Double-Double (points-rebounds):** 13-7, 2-5 at Arkansas
- In Games Decided by Five Points or Less:** 8-10, 1-7 at Arkansas
- In Overtime Games:** 2-1, 0-1 at Arkansas
- Conference Games:** 25-25, 8-24 at Arkansas
- Conference Tournaments:** 3-2, 0-2 at Arkansas
- NCAA Tournaments:** 3-1, 0-0 at Arkansas







## ASSISTANT COACH RONNY THOMPSON

**R**onny Thompson is in his second season as an assistant coach after joining head coach Stan Heath's staff during the summer of 2003.

Thompson came to the Razorbacks with a pedigree second to none. He is the son of legendary Hall of Famer and former Georgetown head coach John Thompson. He is also the brother of current Georgetown head coach John Thompson III.

Thompson adds a wealth of knowledge and coaching experience to Heath's staff. He coached for five seasons as an assistant at Georgetown. In addition, he also worked with another Hall of Famer, head coach Larry Brown, and general manager Billy King as an NBA scout for the Philadelphia 76ers from 1996-98. While with the 76ers, Thompson was an integral part in assisting Brown and King in preparing for games as well as assisting in preparing for the NBA Draft.

Thompson, who played for his father from 1989-92, earned his bachelor's in sociology in 1992 and worked on Wall Street for Prudential Securities.


After working on Wall Street, he decided to pursue coaching and began his second career as an assistant to Jerry Green at the University of Oregon. From 1994-96, he was an assistant at Loyola before going to the NBA. Thompson joined his father's staff after the 1998 NBA season and remained with the Hoyas through 2003. Georgetown's 2001 squad reached the Sweet 16 of the NCAA Tournament. The 2003 team reached the finals of the NIT while the 2000 team advanced to the second round of the NIT.

At Georgetown, Thompson's duties included coordinating recruiting, preparing scouting reports and player development, in addition to on-floor coaching.

His coaching career to this point has been special with time spent working with two coaches who have won NCAA titles and been inducted into the Hall of Fame. Not surprisingly, Heath has Thompson, one of the bright young minds in the coaching profession, involved in all aspects of the Razorback program.

As a player at Georgetown, Thompson was a member of teams that went a combined 94-35, reached the Elite Eight once and the Sweet 16 twice.

Thompson and his wife Erica have a son, Dylan (two).



The Thompson family (L to R): Dylan, Ronny and Erica.

### THE THOMPSON FILE

#### Joined the staff

June 20, 2003

#### Arkansas Duties

Recruiting, monitors academic progress of student-athletes, player development, game preparation

#### Coaching Experience

2004-Present	Arkansas, Assistant
1999-03	Georgetown University, Assistant
1996-98	Scouting Coordinator, Philadelphia 76ers (NBA)
1994-96	Loyola (Md.), Assistant
1993-94	Oregon, Assistant

#### Playing Experience

1989-92	Georgetown University
1985-88	Flint Hill High School

#### Postseason Experience (Coaching and Playing)

2003	Georgetown, National Invitation Tournament (Runner-up)
2002	Georgetown, NIT invitation
2001	Georgetown, NCAA Tournament (Sweet 16)
2000	Georgetown, NIT (second round)
1992	Georgetown, NCAA Tournament, BIG EAST Conference champion
1991	Georgetown, NCAA Tournament
1990	Georgetown, NCAA Tournament
1989	Georgetown, NCAA Tournament (Elite Eight), BIG EAST Conference champion

#### Personal

**Education:** Georgetown University – bachelor's in sociology (1992); Flint Hill (Oakton, Va.) High School (1988)

**Date of Birth:** April 7, 1969

**Family:** wife, Erica; son Dylan (7-10-02)





## ASSISTANT COACH

# ROB FLASKA



### THE FLASKA FILE

#### Joined the staff

April 5, 2002

#### Arkansas Duties

Recruiting coordinator, coaches wing players, serves as staff compliance liaison

#### Coaching Experience

2003-Present	Arkansas, Assistant
1999-02	Texas Christian University, Assistant
1996-98	Florida Community College (Jacksonville, Fla.), Head Coach
1993-95	Trinity Valley Community College (Athens, Texas), Assistant
1991-92	Texas-Pan American, Assistant
1987-91	Mott Community College (Flint, Mich.), Head Coach
1985-86	Detroit Mercy, Assistant
1983-84	Indiana State, Assistant

#### Playing Experience

1979-82	Michigan Tech (Houghton, Mich.) University
1976-78	Maple City (Mich.) High School

#### Postseason Experience (Coaching)

1999	Texas Christian University, National Invitation Tournament (3rd round)
1998	Florida CC, NJCAA Region XIII Tournament
1997	Florida CC, NJCAA Region XIII finalist
1996	Florida CC, NJCAA Region XIII Tournament
1995	Trinity Valley CC, NJCAA national consolation champion, NJCAA Region VIII champion, Texas/New Mexico, Texas Eastern Conference champion
1994	Trinity Valley CC, NJCAA Region XIII Tournament
1991	Mott CC, NJCAA national finalist, Region XII champion, Michigan CC Final Four, conference champion
1990	Mott CC, NJCAA Region XII runner-up, MCC Final Four, state champion, conference champion
1989	Mott CC, NJCAA Region XII runner-up, MCC Final Four, conference champion
1988	Mott CC, NJCAA Region XII Tournament

#### Playing/Coaching Honors

2001	Texas Christian University, recruiting class ranked 34th in nation by <i>Hoop Scoop</i> magazine
1999	Texas Christian University, recruiting class ranked 13th in nation by <i>Hoop Scoop</i> and All-Star scouting service, and best in the Western Athletic Conference by <i>Basketball News</i> , <i>Basketball Times</i> , <i>Street &amp; Smith's</i> , <i>The Sporting News</i> and <i>Dick Vitale's</i>
1998	Florida CC, NJCAA Top 20 ranking, recruited FCC's first All-American and all-time leading scorer
1997	Florida CC, NJCAA Top 20 ranking
1995	Trinity Valley CC, NJCAA preseason No. 1 by <i>Basketball Times</i> , recruited three first-team All-Americans
1992	Texas-Pan American, recruited 1993 NCAA Division I scoring champion
1991	Mott CC, NJCAA Region XII, MCC, conference coach of the year, top 20 ranking
1990	Mott CC, MCC, conference coach of the year, NJCAA top 20 ranking
1989	Mott CC, conference coach of the year, NJCAA top 20 ranking
1982	Michigan Tech, team captain, set school season and career records for steals and assists
1980	Michigan Tech, Northern Intercollegiate Conference champion

#### Personal

**Education:** Indiana State University – MBA (1984); Michigan Tech University – B.S. in business administration (1982); Glen Lake (Maple City, Mich.) High School (1978)

**Date of Birth:** March 23, 1960

**Family:** wife Joni; son Charlie (1-26-89), daughter Riley Nicole (7-4-04)

In his third season as an assistant at Arkansas, Rob Flaska brings a wealth of experience to the Razorback staff. His experience includes eight years as a highly successful college head coach at two schools and 11 years as a Division I assistant coach with his most recent previous stop at TCU from 1999 to 2002.

Flaska, who serves as UA's recruiting coordinator, has been listed by *Basketball Times* and *Hoop Scoop* magazine as one of the top assistant coaches in college basketball.

At TCU, he worked under Billy Tubbs, helping lead the Horned Frogs to four of the 10 winning seasons in the school's history with records of 21-11 in 1999, 18-14 in 2000, 20-10 in 2001 and 16-14 in 2002. TCU finished first or second in the nation in team scoring average each of his four seasons in Forth Worth.

Flaska helped put together recruiting classes at TCU which were ranked four straight years as the best in the Western Athletic Conference (WAC) by all major recruiting rating services and magazines, including *Basketball Times*, *Basketball News*, *Street and Smith's*, *The Sporting News* and *Dick Vitale's*. The 1998 class was voted as high as 12th-best, the '99 class 13th-best and the '01 class 34th-best in the nation.

As a head coach, Flaska led programs for three seasons (1996-98) at Florida Community College in Jacksonville, Fla. (FCCJ) to a record of 64-31. He was also the head coach at Mott Community College in Flint, Mich., for five seasons (1986-91), posting a record of 121-44. At FCCJ, his team earned top 20 national rankings and reached the Region XII finals in 1997. At Mott, his teams won the Michigan Eastern Conference Championships in '89, '90 and '91, the state title in 1990, and a Region XII championship with a national finalist finish in 1991. He was voted conference coach of the year in '89, '90 and '91, state coach of the year in 1990 and Region XII coach of the year in 1991.

Flaska, who earned a master's in business administration (MBA) from Michigan Tech University in 1984, has had more than 50 players earn scholarships to four-year schools. At FCCJ, he signed the school's all-time leading scorer and only player ever to be named to the NJCCA All-America team. At Mott, 16 of his last 17 players graduated.

He also served as an assistant coach at Trinity Valley Community College (1992-95) for Hall of Fame Coach Leon Spencer, where he recruited five first-team All-Americans. Prior to Trinity, he served as an assistant coach and assistant athletic director at Texas-Pan American (1991-92), where he recruited Grey Guy, the 1993 NCAA Division I scoring champion.

Flaska prepped at Glen Lake High School in Maple City, Mich., under Hall of Fame Coach Don Miller and led his team to the 1997 state championship while earning all-state honors. He played at Michigan Tech, leading the team to its first four winning records in school history and setting school records for assists and steals along the way.

He began his coaching career as an assistant coach at Indiana State University (1982-84) and as an assistant at the University of Detroit (1984-86).

Flaska, who has a son Charlie (15), is married to Joni of Fort Worth and they have a girl, Riley Nicole, born July 4, 2004.



The Flaska family: Joni, Riley Nicole and Rob.





# ASSISTANT COACH ORONDE TALIAFERRO

**A** former player for Stan Heath, Oronde Taliaferro (O-ron-day Ta-la-fair-o) is beginning his third season as an assistant at Arkansas under his former head coach and his fourth overall.

After playing for Heath at Wayne State University in Detroit, Taliaferro, following a very successful prep coaching stint, also in Detroit, was a part of Heath's staff at

Kent State and the great run the Golden Flashes had in the 2002 NCAA Tournament.

Taliaferro helped guide the Golden Flashes to a 30-6 record, a berth in the Elite Eight and within one win of the Final Four, and the Mid-American Conference regular-season and tournament championships as Kent led the MAC in scoring defense (64.0 ppg), scoring margin (+11.9 ppg), field goal percentage defense (.418), rebounding margin (+5.0) and assist-to-turnover ratio (1.24) while also ranking second in three-point field goal percentage defense (.326) and turnover margin (+2.78).

Taliaferro followed Heath to Arkansas after the 2002 season at Kent State.

One of his players, Ronnie Brewer, earned freshman All-America honors last year from Rivals.com and *College Basketball News*.

He went to KSU after five years as the boys varsity head coach at Detroit Central High School where his teams posted a combined record of 101-25. During the 1998 season, he guided Central to a 23-4 record and the Class A state championship in earning *Detroit News & Free Press* "Dream Team" Coach of the Year honors.

A two-time Public School League Coach of the Year, he also coached Central to the state semifinals in his first season (1997) while the 2001 squad went 20-4 for his second 20-win season in five years.

As a player, he led Wayne State to three Great Lakes Intercollegiate Conference titles, three NCAA Division II Sweet 16 appearances and a combined record of 71-20. He helped the Tartars reach the Final Four in 1993 and set a school record for victories in 1994 (25-5).

Heath originally recruited Taliaferro to Albion (Mich.) College, where he was an assistant in 1990 and 1991. Taliaferro played at Albion as a freshman before transferring to Wayne State.

Taliaferro prepped at Detroit Mumford High School where he was an honorable mention all-city selection as a senior after helping his team reach the city playoffs for the first time in 24 years. His coach at Mumford was the late Jim Boyce, the former Eastern Michigan University coach who recruited Heath to EMU in the mid-1980s.

Taliaferro and his wife, Kim, are the parents of three daughters, Errin, Kaela and Lynsey.



The Taliaferro family (front, L to R): Lynsey, Kim and Kaela. (Back, L to R): Errin and Oronde.

## THE TALIAFERRO FILE

### Joined the staff

April 5, 2002

### Arkansas Duties

Coaches guards, recruiting, monitors the strength and conditioning program, assists with player development

### Coaching Experience

- 2003-Present Arkansas, Assistant
- 2002 Kent State, Assistant
- 1997-01 Detroit Central High School, Head Coach
- 1996 Detroit Mumford High School, Assistant, Junior Varsity Head Coach

### Playing Experience

- 1992-94 Wayne State
- 1991 Albion College
- 1987-90 Detroit Mumford High School

### Postseason Experience (Coaching)

- 2002 Kent State, NCAA Tournament (Elite Eight), Mid-American Conference regular-season and tournament champion
- 2001 Detroit Central High School, state, district, regional and Southeast Division champion
- 1998 Detroit Central High School, state champion

### Coaching Honors

- 2001 Detroit Central High School, Southeast Division Coach of the Year
- 1998 Detroit Central High School, Detroit Public School League Coach of the Year, *Detroit News and Free Press* Michigan High School Coach of the Year
- 1997 Detroit Central High School, Detroit Public School League Southeast Division Coach of the Year

### Personal

**Education:** Wayne State University – B.A. in psychology (1994); Detroit Mumford High School (1990)

**Date of Birth:** Jan. 11, 1972

**Family:** wife Kim; daughters Errin (10-22-94), Kaela (4-20-99) and Lynsey (5-24-01)





## ASSISTANT COACH

# DARREN SORENSON



### THE SORENSON FILE

#### Joined the staff

May 17, 2002

#### Arkansas Duties

Individual instruction, budgeting and equipment, video coordinator, camp director

#### Coaching Experience

2003-Present	Arkansas, Assistant
2002	Jacksonville (Ala.) State University, Assistant, Director of Basketball Operations
2001	Qatar Junior National Team, Head Coach
2000	Georgia State University, Director of Basketball Operations
1999	UCLA, Administrative Assistant
1997-98	Mount Senario (Ladysmith, Wis.) College, Head Assistant Coach
1996	Weyerhaeuser (Wis.) High School, Head Coach

#### Playing Experience

1991-95	Mount Senario College, basketball
1991-95	Mount Senario College, baseball

#### Postseason Experience (Coaching)

2001	Qatar Junior National Team, Gulf Coast Countries Tournament champion, Young Men's Under 21 Championship
2000	Georgia State, NCAA Tournament (second round), Trans America Athletic Conference regular-season and tournament champion
1999	UCLA, NCAA Tournament (first round)
1997	Mount Senario College, NSCAA national championship

#### Playing/Coaching Honors

2001	Qatar National Team, first ever GCC championship
2000	Georgia State, school-record 29-5 record
1999	UCLA, nation's No.1-rated recruiting class
1995	Mount Senario College basketball, 1994 National Small College Athletic Association national champion, four-year starter, ended career as school's all-time leader in games played with 163, rebounds with 930 and sixth with 1,292 points scored.
1995	Mount Senario College baseball, all-conference pitcher

#### Personal

**Education:** Jacksonville State University – M.A. in general studies (2002); Mount Senario (Ladysmith, Wis.) College – B.A. in business administration (1995); LaSalle (St. Ignace, Mich.) High School (1990)

**Date of Birth:** July 13, 1972

Another staff member with head coaching experience, Darren Sorenson is entering his third year as an assistant coach.

His experience includes stints working with Lefty Driesel, Steve Lavin and Mike LaPlante, in addition to serving as head coach of a junior national team.

Sorenson joined Stan Heath's staff after working the 2002 season as the director of basketball operations at Jacksonville (Ala.) State University, where he earned his master's in general studies.

He was the director of basketball operations in 2000 at Georgia State University under Driesel where his responsibilities included travel budget, equipment budget, coordinating team travel, recruiting organization, databases for recruiting, alumni and boosters, video exchange and team scouting.

In 1999, he was the administrative assistant at UCLA under Lavin where he was part of a staff that recruited the top class in the nation. He also had responsibility for the recruiting database, creation of recruiting mailouts, video scouting, and personal and business correspondence for the head coach.

After beginning his career as the head coach at Weyerhaeuser High School, Sorenson was the head assistant coach at Mount Senario College in Ladysmith, Wis., from 1997-98. He earned his bachelor's in business administration from Mount Senario in 1995.

He also served as the head coach of the Qatar Junior National Team and as an assistant on the national team in 2001. The national team went undefeated and won the country's first championship in the Gulf Coast Countries Tournament.



Darren Sorenson





# SUPPORT STAFF



**DAVE ENGLAND**  
HEAD BASKETBALL TRAINER

In his 21st year as a member of the Arkansas training staff, Dave England is in his 16th season as the head trainer for basketball and baseball.

This summer, he received the District 6 Athletic Trainer Service Award from the National Athletic Trainers Association.

England also worked at Arkansas as a student and graduate assistant trainer. He returned to Fayetteville following a stint in the St. Louis Cardinals baseball organization.

He handles all training duties for Razorback basketball and baseball, and was honored in 2000 as the Arkansas Athletic Trainers' Association Trainer of the Year.

A 1980 graduate of Arkansas with a bachelor's of science degree in education, England worked the 1976 Cotton Bowl and 1978 Orange Bowl football games as a student trainer. He was a graduate assistant for Dean Weber in 1980-81 and went with the Hogs to the 1980 Hall of Fame Bowl. He also worked with baseball during those days and went to the 1979



Dave England checks on Olu Famutimi during a game last year.

College World Series where the Razorbacks finished second.

He then accepted an offer to work with the Cardinals. After spending some time in the lower levels of the organization, he worked his way up to the position of head trainer for the Cardinals' Double-A team in Little Rock. He returned to Arkansas in the fall of 1984 as assistant trainer and was promoted to head trainer in 1989.

In working with Razorback basketball, England has been to 13 NCAA Tournaments and two NITs. He's made three trips to the Final Four and worked with the 1994 NCAA champions and the 1995 national runners-up. He returned to the College World Series with the baseball Hogs in 1985 and 1987 while the 2002 club advanced to a Super Regional and the 2004 team reached the College World Series. While working with football he has been to the Liberty and Cotton bowls twice, and the Orange, Holiday and Hall of Fame bowls.

One of seven founding members of the Arkansas Athletic Trainers' Association in 1987, England was inducted into the AATA Hall of Fame in 1999.

He has two daughters, Jennifer, 21 and a student at UA, and Alyson, 12.



**KELLY LAMBERT**  
ASSISTANT STRENGTH AND  
CONDITIONING COACH

Kelly Lambert is in his second season supervising the strength and conditioning of the Razorback basketball program while assisting with football after becoming a full-time staff member in 2003.

Lambert has been with the program three years – first as a volunteer strength and conditioning coach with basketball and football in 2000, and then as a graduate assistant from 2001-03.

His responsibilities include assisting with the design of the strength and conditioning program, including speed, plyometrics, flexibility, strength and nutrition, and the implementation for basketball, football, golf and tennis. The Hampton, Ark., native is in charge of the basketball program's daily workouts and updates.

A 1999 graduate of Central Arkansas with a bachelor's in kinesiology with an emphasis in athletic training, he earned his master's in sport management from UA during the summer of 2003. A member of the Collegiate Strength and Conditioning Coaches Association, he is the first person in his family to earn a master's degree.

Lambert, who has also helped the Razorback football team reach the Cotton Bowl in 2001, the Las Vegas Bowl in 2001, the Music City Bowl in 2002 and the Independence Bowl in 2003, graduated from Hampton High School in 1994.



Arkansas' new weight room will be completed this year.



**TERRY MERCER**  
OFFICE MANAGER

**A** major component of the University of Arkansas basketball program, Terry Mercer is in her 27th year as the office manager for Razorback basketball. Her friendly demeanor welcomes visitors to the basketball offices at Bud Walton Arena.

Mercer is in her third season working for head coach Stan

Heath. She worked with Nolan Richardson for 17 years after working the previous seven years for Eddie Sutton.

She handles all correspondence and helps with the administrative details of the Stan Heath Razorback Basketball Camp. Her behind-the-scenes contributions include coordinating Heath's hectic schedule.

Mercer has enjoyed the success of the Razorback program, making four trips to the Final Four and 20 NCAA Tournament excursions.

A native of Saratoga, N.C., where she graduated from high school in 1972, she worked for Southern Piping Company in Wilson, N.C., for six years before her husband, Elton, was transferred to Fayetteville.

She and Elton have a daughter, Heather, 25, a son, Jacob, 19, and a granddaughter. Heather is married to Dennis Starr, and they are the parents of Caitlyn, two.



The hallway leading to the basketball offices is a hardwood replica of a basketball court.



**Johnecia Mitchell**  
Administrative Support



**Jason Stanley**  
Administrative Support



2004-05 team physicians (left to right): Nurse Lyn Edington, Dr. Steve Whitelaw, Dr. Mark Bonner, Dr. Duke Harris, Dr. David Clay, nurse practitioner Carol Meadows, Dr. Eric Walker, Dr. Bryan Abernathy, Dr. Jason Pleimann, Dr. Al Gordon, Dr. Bryan Benafield, Dr. Tom Coker and Dr. Mark Cameron.



The pep band is a big part of Arkansas' homecourt advantage at Bud Walton Arena.





# Student Support Staff



**Brian Abendroth**  
Manager



**Dane Dahlke**  
Manager



**Antonio Dixon**  
Manager



**Richard Edstrom**  
Manager



**Alexander Hausladen**  
Manager



**Justin Johnson**  
Manager



**John McIntire**  
Graduate Assistant




**Jacob Porter**  
Manager




**Lance Tucker**  
Trainer



The pom squad's halftime routine is part of the Bud Walton Arena game day experience.



Rashard Sullivan and the Hogs' other frontcourt players hope for plenty of shots like this one.



Jonathon Modica was seventh in the SEC in shooting last year, hitting 46.2 percent of his shots.

The addition of Darian Townes, Steven Hill and Charles Thomas to the front line could free up Michael Jones for more three-pointers like this one.

**RONNIE BREWER** .....28

**PRESTON CRANFORD** .....29

**OLU FAMUTIMI** .....30

**ERIC FERGUSON** .....31

**VINCENT HUNTER** .....32

**MATT JONES** .....33

**MICHAEL JONES** .....34

**JONATHON MODICA** .....35

**RASHARD SULLIVAN** .....36

**STEVEN HILL & DONTRELL JEFFERSON** .....37

**MARCUS MONK & SAMMY MUNSEY** .....38

**CHARLES THOMAS & DARIAN TOWNES** .....39

**CAREER GAME-BY-GAME STATS** .....40



# #10 RONNIE BREWER

Guard - 6-7 - 210 - Sophomore - 1L - Fayetteville, Ark. (Fayetteville HS)



**2004-05 Preview:**

Brewer is expected to be the catalyst for the team. He ranked among league leaders in rebounding, assists and steals as a freshman and should continue doing everything again this year. He may not be the point guard, but will be involved in handling the ball on the offensive end.

**As a Freshman in 2003-04:**

The only player to start all 28 games, he averaged 12.2 points, and team highs of 5.5 rebounds, 3.4 assists and 2.0 steals for the year while shooting 48.1 percent from the floor (125-260), another team high, in earning second-team freshman All-America honors from Rivals.com and third-team freshman All-America honors from *College Basketball News*. He also made the SEC all-freshman squad. He led the team in scoring four times, in rebounding a team-high eight times and in assists a team-best 15 times. He scored in double figures 18 times.

Voted the team's MVP, he was fourth in the SEC in steals, eighth in assists and 18th in rebounding. In SEC play only, he was second in steals (2.38), ninth in assists (3.19), 19th in rebounding (5.3) and seventh in assist-to-turnover ratio (1.27). Among the league's freshmen, Brewer was second in scoring, rebounding and free throws made (74), first in assists, steals and field goals made (125), and sixth in blocked shots (0.71).

Brewer's assist average is the best at UA since Kareem Reid in 1999 (5.32) and his steal average the best since T.J. Cleveland in 2000 (2.7). His six steals against Florida (2/28) are the second-most for a Razorback in an SEC game, and his 38 steals in SEC play the third-most in a season. His 54 made free throws in an SEC season are the fifth-most in school history.

If he had led the team in scoring, he would have been the first Razorback to lead the club in scoring, rebounding, assists and steals in the same season since Sidney Moncrief in 1979.

In his debut against Nicholls State (11/21), he had 18 points (the most for a Razorback in his first game since junior Jesse Pate [23] in 1996), a game-high eight assists (the most in

a UA season-opener since Alvin Robertson [10] in 1984) and a team-high seven rebounds. He led the team in rebounding and assists again in his second outing with nine boards and four assists, to go with eight points, in the win over Grambling (11/25). He made six of eight shots for 12 points and led the team in assists for the third time in three games with seven in the win over Jacksonville University (11/29).

Against Western Carolina (12/22), he recorded his first double-double with 15 points and 10 rebounds, and also had four assists and four steals. He became the first Razorback since Derek Hood in 1999 to record consecutive double-doubles when he had 14 points and 10 rebounds, along with five assists and three steals, in the win at Tulsa (12/30).

At No. 22 Mississippi State (1/10), he had 14 points and team highs of seven rebounds and five assists. Against Ole Miss (1/17), he

made 10-of-12 free throws, and had 16 points, six rebounds and two assists. In the win over No. 22 Vanderbilt (1/24), he scored a game-high 21 points on seven of nine shooting, and added four assists and three rebounds.

In the win over No. 25 South Carolina (2/21), he had 17 points on six of 10 shooting, five rebounds, and game highs of five assists, four steals and three blocked shots. Against Florida (2/28), he had game highs of 23 points and six steals along with team highs of seven rebounds and four assists. Against Alabama (3/3), he had 12 points, seven rebounds and two steals, and game highs of five assists and two blocked shots.

He was ill at the SEC Tournament and had just two points and no rebounds, assists or steals against South Carolina (3/11).

**In High School:**

He earned *Parade* All-America honors after averaging 26.8 points, 7.5 rebounds and 4.0 assists a game for Coach Barry Gebhart at Fayetteville High School, leading the Bulldogs to a 24-5 finish and into the Class 5A semifinals for the second straight year. He was named the state's Gatorade Player of the Year, Mr. Basketball by the *Arkansas Democrat-Gazette* and was a finalist for McDonald's All-America honors. He also earned all-conference and all-state honors three times each.

As a junior, Brewer averaged 25.3 points, 7.5 rebounds and 3.2 assists per game. He averaged 15.0 points, 4.0 rebounds and 5.0 assists as a sophomore.

In the 5A West Conference, he scored 973 career points, breaking the previous record of 810 set by former UA All-American Corliss Williamson at Russellville High School.

He helped Fayetteville go 14-0 in conference play in each of his last two years.

Brewer was rated the No. 18 player in the nation by ESPN and was in the top 65 of every major list. He signed with Arkansas after also considering Oklahoma, Oklahoma State and Kansas, among others.

**Personal:**

Born March 20, 1985, in Portland, Ore., he is the son of Ron and Carolyn Brewer. His father teamed with Sidney Moncrief and Marvin Delph to form the famed "Triplets," who led the Razorbacks to the 1978 Final Four when Brewer earned All-America honors. Ron was the seventh pick in the first round of the 1978 NBA Draft by Portland. Carolyn also played basketball at Arkansas.

Brewer has two brothers and two sisters, and is majoring in journalism. His father also wore No. 10 for the Razorbacks.


**Stan Heath on Ronnie Brewer:**

*"Ronnie is one of the more versatile players, not only in the SEC, but in the country. He played as many as four positions last year and we expect him to play three this year. We feel he is a guy capable of making the players around him better."*

**CAREER HIGHS (from 2004)**

<b>Points:</b>	23, Florida (2/28)
<b>FG Attempts:</b>	17, WCU (12/22)
<b>FG Made:</b>	8, Nicholls St. (11/21)
<b>3 Pt FGA:</b>	5, LSU (2/7)
<b>3 Pt FGM:</b>	3, LSU (2/7)
<b>FT Attempts:</b>	12, Ole Miss (1/17), Florida (2/28)
<b>FT Made:</b>	10, Ole Miss (1/17)
<b>Off. Rebounds:</b>	6, MSU (1/10)
<b>Def. Rebounds:</b>	8, Grambling St. (11/25)
<b>Total Rebounds:</b>	10, WCU (12/22), Tulsa (12/30)
<b>Assists:</b>	8, Nicholls St. (11/21)
<b>Steals:</b>	6, Florida (2/28)
<b>Blocks:</b>	3, USC (2/21)
<b>Minutes:</b>	42, Florida (3/3)

**NOTE:** See page 40 for career game-by-game statistics.



**RONNIE BREWER'S CAREER STATISTICS (Overall)**

Season	GP	GS	Min	Avg	TOTAL			3-PT			REBOUNDS			Pct	PF	FO	A	TO	Blk	Stl	Pts	Avg			
					FG	FGA	Pct	3FG	FGA	Pct	FT	FTA	Pct										Off	Def	Tot
2003-04	28	28	907	32.4	125	260	.481	17	64	.266	74	129	.574	59	94	153	5.5	47	1	94	72	20	57	341	12.2
<b>Totals</b>	<b>28</b>	<b>28</b>	<b>907</b>	<b>32.4</b>	<b>125</b>	<b>260</b>	<b>.481</b>	<b>17</b>	<b>64</b>	<b>.266</b>	<b>74</b>	<b>129</b>	<b>.574</b>	<b>59</b>	<b>94</b>	<b>153</b>	<b>5.5</b>	<b>47</b>	<b>1</b>	<b>94</b>	<b>72</b>	<b>20</b>	<b>57</b>	<b>341</b>	<b>12.2</b>

**(SEC Only)**

Season	GP	GS	Min	Avg	TOTAL			3-PT			REBOUNDS			Pct	PF	FO	A	TO	Blk	Stl	Pts	Avg			
					FG	FGA	Pct	3FG	FGA	Pct	FT	FTA	Pct										Off	Def	Tot
2003-04	16	16	544	34.0	63	142	.444	10	38	.263	54	86	.628	30	55	85	5.3	24	0	51	40	13	38	190	11.9
<b>Totals</b>	<b>16</b>	<b>16</b>	<b>544</b>	<b>34.0</b>	<b>63</b>	<b>142</b>	<b>.444</b>	<b>10</b>	<b>38</b>	<b>.263</b>	<b>54</b>	<b>86</b>	<b>.628</b>	<b>30</b>	<b>55</b>	<b>85</b>	<b>5.3</b>	<b>24</b>	<b>0</b>	<b>51</b>	<b>40</b>	<b>13</b>	<b>38</b>	<b>190</b>	<b>11.9</b>



# #22 PRESTON CRANFORD

Guard – 6-7 – 195 – Sophomore – 1L – Heber Springs, Ark. (Heber Springs HS)



**2004-05 Preview:**

A big guard with long-range shooting ability, Cranford could earn more time this year as a three-point threat. He has improved his strength since last season and could also play on the wing at small forward.

**As a Freshman in 2003-04:**

He played a total of 28 minutes in 15 games, averaging 0.5 points and 0.1 rebounds per game.

He went one of two at the line to score his first point as a Razorback at No. 11 Illinois (12/6). He had three points, a rebound and a blocked shot against North Texas (1/3). He played two minutes at Georgia (1/31) and had one rebound. Against Auburn (2/4), he hit his only field goal attempt, a three, and made one of two free throws for four points.

**In High School:**

He averaged 21.0 points and 8.3 rebounds a game as a senior at Heber Springs High School for Coach Keith Cornett. He earned all-state, all-region and all-conference honors three times each, and made the state all-tournament team twice.

**Personal:**

Born Jan. 20, 1985, in Anderson, Ind., he is majoring in history. The son of Stuart and Paula Cranford, his father played basketball at Gulf Coast Bible College.

**Stan Heath on Preston Cranford:**

*"Preston learned a lot last year. He is a very good shooter who works very hard every day in practice. We expect him to continue to improve and give us added depth to the wing as a three-point shooter."*



**CAREER HIGHS (from 2004)**

**Points:** 4, Auburn (2/4)  
**FG Attempts:** 1, Grambling St. (11/25), Jacksonville (11/29), North Texas (1/3), Georgia (1/31), Auburn (2/4)  
**FG Made:** 1, North Texas (1/3), Auburn (2/4)  
**3 Pt FGA:** 1, Grambling St. (11/25), Jacksonville (11/29), North Texas (1/3), Georgia (1/31), Auburn (2/4)  
**3 Pt FGM:** 1, North Texas (1/3), Auburn (2/4)  
**FT Attempts:** 2, Auburn (2/4)  
**FT Made:** 1, Illinois (12/6), Auburn (2/4)  
**Off. Rebounds:** 0  
**Def. Rebounds:** 1, North Texas (1/3), Georgia (1/31)  
**Total Rebounds:** 1, North Texas (1/3), Georgia (1/31)  
**Assists:** 1, Nicholls St. (11/21)  
**Steals:** 0  
**Blocks:** 1, Grambling St. (11/25), North Texas (1/3)  
**Minutes:** 7, North Texas (1/3)

NOTE: See page 40 for career game-by-game statistics.

**PRESTON CRANFORD'S CAREER STATISTICS (Overall)**

Season	GP	GS	Min	Avg	TOTAL			3-PT			REBOUNDS			PF	FO	A	TO	Blk	Stl	Pts	Avg				
					FG	FGA	Pct	3FG	FGA	Pct	Off	Def	Tot									Avg			
2003-04	15	0	28	1.9	2	7	.286	2	6	.333	2	4	.500	0	2	2	0.1	1	0	1	0	2	0	8	0.5
Totals	15	0	28	1.9	2	7	.286	2	6	.333	2	4	.500	0	2	2	0.1	1	0	1	0	2	0	8	0.5

**(SEC Only)**

Season	GP	GS	Min	Avg	TOTAL			3-PT			REBOUNDS			PF	FO	A	TO	Blk	Stl	Pts	Avg				
					FG	FGA	Pct	3FG	FGA	Pct	Off	Def	Tot									Avg			
2003-04	8	0	11	1.4	1	3	.333	1	3	.333	1	2	.500	0	1	1	0.1	0	0	0	0	0	0	4	0.5
Totals	8	0	11	1.4	1	3	.333	1	3	.333	1	2	.500	0	1	1	0.1	0	0	0	0	0	4	0.5	





# #23 OLU FAMUTIMI

Guard / Forward – 6-5 – 212 – Sophomore – 1L – Flint, Mich. (Northwestern HS)



**2004-05 Preview:**

Famutimi has fully recovered from the high school knee injury which slowed him last year. He is expected to start on the wing this season and become one of the team's leading scorers.

**As a Freshman in 2003-04:**

He started 13 of 27 games and finished fourth on the team in scoring (7.0) and rebounding (3.5) in earning honorable mention freshman All-America honors from

Rivals.com and making the SEC's all-freshman team. He led the team in scoring once and in rebounding five times, and was in double-digits scoring seven times. Over the last three games of the year, he averaged 9.0 points a game.

Named the team's most improved player last year, he put up better numbers over the last half of the season than he did the first. In his first 14 games, he shot 30.3 percent from the floor (27-89) and 58.8 percent at the line (20-34) while averaging 5.6 points and 3.6 rebounds a game. Over the last 13 games, he shot 41.3 percent from the field (43-104) and 72 percent at the line (18-25) while averaging 8.5 points and 3.3 boards. He had 22 assists and 49 turnovers, but over the last 10 games of the year, he had 13 assists with only 14 turnovers.

Among league freshmen, he was fifth in scoring and field goals made (70), sixth in rebounding and steals (0.85), and seventh in free throws made (38).

He had seven points and four rebounds in the opener against Nicholls (11/21). In his second outing, against Grambling (11/25), he scored in double figures for the first time, making four of seven shots for 10 points. He followed with eight points, three rebounds, three assists and two steals in the win over Jacksonville University (11/29).

He had 11 points and a team-high eight rebounds along with two assists and two steals in 27 minutes at No. 11 Illinois (12/6).

At Auburn (1/21), he had 14 points on five of 10 shooting, seven rebounds and two steals. In the win over No. 22 Vanderbilt (1/24), he had five points and two rebounds.

At Tennessee (2/11), he was eight of 15 from the field and scored a team-high 18 points



while adding five rebounds and three steals.

In the win over No. 25 South Carolina (2/21), he had 10 points on four of five shooting, a game-high six rebounds and four assists. He had nine points and three assists against Florida (2/28). Against Alabama (3/3), he had 10 points on four of eight shooting. In the SEC Tournament against South Carolina (3/11), he had 13 points and seven rebounds. He made just two of 10 shots but was nine of 10 at the line.

**In High School:**

As a senior, he earned McDonald's and Parade All-America honors after averaging 25.0 points, 14.0 rebounds, 4.5 assists and 3.0 steals per game. He also earned all-city, all-state and MVP honors for Coach David Bush.

As a junior, Famutimi, who grew up in Toronto, Ontario, averaged 23.0 points, 13.0 rebounds, 4.0 blocked shots, 3.0 assists and 2.0 steals a game.

According to ESPN, he was the sixth-best player in the nation. Rivals.com listed him as a five-star prospect and the No. 4 shooting guard in the country, and rated him the No. 17 overall prospect in the nation. Hoop Scoop magazine listed him as the No. 7 senior prospect in the nation and the No. 3 participant at the adidas ABCD Camp. Prep Stars Recruiter's Handbook and Van Coleman's FutureStars rated him the No. 11 overall prospect in the country. While playing AAU ball for the Michigan Hurricanes, he was named to the adidas Big Time All-Tournament team.

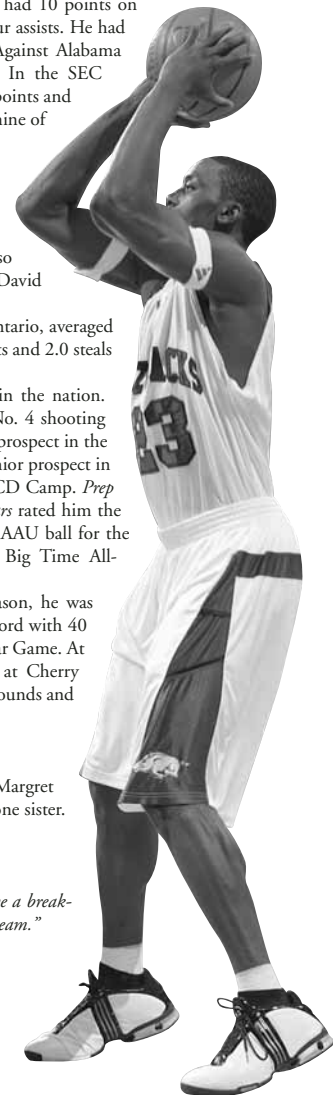
In seven AAU tournaments prior to his senior season, he was named MVP three times and he tied Kobe Bryant's record with 40 points in the ABCD Adidas All-American Camp All-Star Game. At Rick Barret's Annual Gym Rats Midnight Madness at Cherry Hill, N.J., in September 2002, he had 37 points, 12 rebounds and four assists.

**Personal:**

Born Feb. 21, 1984, he is the son of Yemi and Margret Famutimi. He was born in Toronto, Ontario, and has one sister. "O-boy" is majoring in business management.

**Stan Heath on Olu Famutimi:**

"We saw flashes of Olu last year. We expect him to have a breakout year and emerge as a consistent scoring threat on our team."



**CAREER HIGHS (from 2004)**

- Points: 18, Tennessee (2/11)
- FG Attempts: 15, Tennessee (2/11)
- FG Made: 8, Tennessee (2/11)
- 3 Pt FGA: 6, Tennessee (2/11)
- 3 Pt FGM: 2, SEMO (12/9), Auburn (1/21), Tennessee (2/11)
- FT Attempts: 10, South Carolina (3/11)
- FT Made: 9, South Carolina (3/11)
- Off. Rebounds: 5, South Carolina (3/11)
- Def. Rebounds: 5, Illinois (12/6)
- Total Rebounds: 8, Illinois (12/6)
- Assists: 4, Auburn (2/4), USC (2/21)
- Steals: 3, Tennessee (2/11)
- Blocks: 2, ORU (12/3)
- Minutes: 32, South Carolina (3/11)

NOTE: See page 40 for career game-by-game statistics.

**OLU FAMUTIMI'S CAREER STATISTICS**

**(Overall)**

Season	GP	GS	Min	Avg	TOTAL			3-PT			FT	FTA	Pct	REBOUNDS				PF	FO	A	TO	Blk	Stl	Pts	Avg
					FG	FGA	Pct	3FG	FGA	Pct				Off	Def	Tot	Avg								
2003-04	27	13	569	21.1	70	193	.363	12	51	.235	38	59	.644	38	56	94	3.5	55	1	22	49	9	23	190	7.0
Totals	27	13	569	21.1	70	193	.363	12	51	.235	38	59	.644	38	56	94	3.5	55	1	22	49	9	23	190	7.0

**(SEC Only)**

Season	GP	GS	Min	Avg	TOTAL			3-PT			FT	FTA	Pct	REBOUNDS				PF	FO	A	TO	Blk	Stl	Pts	Avg
					FG	FGA	Pct	3FG	FGA	Pct				Off	Def	Tot	Avg								
2003-04	16	9	327	20.4	48	117	.410	8	33	.242	9	16	.563	21	27	48	3.0	28	0	14	20	3	15	113	7.1
Totals	16	9	327	20.4	48	117	.410	8	33	.242	9	16	.563	21	27	48	3.0	28	0	14	20	3	15	113	7.1



# #15 ERIC FERGUSON

Point Guard – 6-1 – 203 – Junior – 2L – Long Island, N.Y. (Milford [Conn.] Academy)

## 2004-05 Preview:

The best defensive perimeter player on the team Ferguson is the leading candidate to start at point guard. He improved his ball-handling last year and is also the team's top returning three-point shooter. If not playing the point, he could also move over to shooting guard.

## As a Sophomore in 2003-04:

He was third on the team in scoring (8.1) and added 2.6 rebounds while dishing out 78 assists (2.8) with just 55 turnovers. He led the team in scoring three times, in rebounding once and in assists eight times, and was in double figures scoring 11 times.

After recording 91 assists with 109 turnovers in 2003, he improved those numbers to 78 assists and just 55 turnovers in '04. He had more assists than turnovers in a game 15 times.

Ferguson was named the team's defensive player of the year and he also received the free throw award after shooting 85.7 percent at the line (48-56), a major improvement from 60 percent in 2003 (51-85).

Through two years, he has 93 assists in SEC play, which is the fifth-most in school history. His eight-of-eight free throw performance against Ole Miss (1/17) ties the school record for an SEC game.

In the win over Oral Roberts (12/3), he sparked the team off the bench with 18 points on six of 11 shooting, and had two assists, four rebounds and four steals. He started against Southeast Missouri (12/9), and had 18 points on five of 10 shooting and three assists. In the win at Tulsa (12/30), he had 12 points, seven rebounds and four assists.

Against Ole Miss (1/17), he was eight-of-eight at the line and led the team with 19 points and three assists. At Auburn (1/21), he had a game-high 18 points, and added two assists, two rebounds and four steals. In the SEC Tournament against South Carolina (3/11), he had 13 points, five rebounds and two assists.

## As a Freshman in 2002-03:

As the team's only true point guard, he was the starter from the beginning. Due to a lack of depth, he logged a team-high 932 minutes, almost 34 a game, which was more than 200 minutes more than the next closest player (Dionisio Gomez – 714).

Ferguson also led the team in assists (3.3), steals (1.9) and three-point buckets (46) while averaging 10.9 points and 3.1 rebounds. His assist total (91) would have led the team in two of the previous three years while his 46 threes would have topped the club in three of the previous five seasons.

He shot 35.1 percent from the floor (104-296), 30.7 percent on threes (46-150) and 60 percent at the line (51-85). Ferguson led the team in scoring a team-high nine times and was in double figures 17 times, and led the team in assists 19 times.

After scoring nine points in the opener against Jackson State, he reached double figures in the next eight games with a team-high 14 points against No. 22 Tulsa (11/30) and a team-high 15 against Troy State (12/3). He had 11 points, four rebounds, two assists and two steals against No. 20 Illinois (12/7).

Against Louisiana Tech (12/10), he had 16 points, four rebounds, five assists and three steals, joining Jonathon Modica (19), Kendrick Davis (16) and Rashard Sullivan (10) in double figures. That game marked the first time four UA freshmen scored in double-digits in the same game since Philip McKellar, Mario Credit, Ron Huery and Cannon Whitby pulled it off in a 93-76 loss to SMU on March 1, 1987.

In the win over LSU (1/22), he hit

six of 10 shots, including three of five three-pointers, and had 19 points, three rebounds, two assists and three steals in 35 minutes.

Ferguson had a huge game at South Carolina (2/15), hitting eight of 14 shots, including four three-pointers, and finished with 20 points, six assists, three rebounds and three steals with just two turnovers. Against No. 2 Kentucky (2/19), he scored a team-high 13 points and had two assists and two steals with only two turnovers.

In the win at Vanderbilt (2/26), he had 14 points, five assists and eight rebounds, and made seven of eight free throws in the final 1:20. In the win over No. 20 Mississippi State (3/1), he led the team with 15 points, 13 in the second half, and added five rebounds and two assists.

## In High School:

Ferguson prepped at Hempstead (N.Y.) High School but played at Milford (Conn.) Academy in 2001. As a senior in 2000 at Hempstead, he averaged 22.5 points, 9.0 rebounds, 5.5 assists and 5.0 steals a game for Coach Ted Adems.

At Milford, a prep school, he averaged 16.0 points, 7.0 assists and 6.0 rebounds per contest for Coach Bob Regen.

Ferguson signed with Villanova following his high school career and later enrolled at Milford.

## Personal:

Born Jan. 13, 1982, he is the son of Margaret Ferguson. Nicknamed "E-Star," he is majoring in arts and sciences. Ferguson signed with Arkansas after also considering Villanova, DePaul, Oklahoma, Iowa State, North Carolina State, Providence, East Carolina and Iona.

## Stan Heath on Eric Ferguson:

*"Entering his third year, he has the most experience at the guard position. A very good defender with speed, his free throw shooting and three-point shooting were a strong point for us last season."*



NOTE: See page 40 for career game-by-game statistics.

### 2003-04 SEASON HIGHS

<b>Points:</b>	19, Ole Miss (1/17)
<b>FG Attempts:</b>	17, Auburn (1/21)
<b>FG Made:</b>	8, Auburn (1/21)
<b>3 Pt FGA:</b>	6, LSU (1/6)
<b>3 Pt FGM:</b>	3, Ole Miss (1/17)
<b>FT Attempts:</b>	8, Tulsa (12/30), Ole Miss (1/17)
<b>FT Made:</b>	8, Ole Miss (1/17)
<b>Off. Rebounds:</b>	2, Tulsa (12/30), LSU (2/7), South Carolina (3/11)
<b>Def. Rebounds:</b>	5, LTU (12/17), Tulsa (12/30), Auburn (2/4)
<b>Total Rebounds:</b>	7, Tulsa (12/30)
<b>Assists:</b>	8, North Texas (1/3)
<b>Steals:</b>	4, Nicholls St. (11/21), ORU (12/3), North Texas (1/3), Auburn (1/21)
<b>Blocks:</b>	1, Grambling St. (11/25), Illinois (12/6), Tulsa (12/30), LSU (1/6), Kentucky (2/18)
<b>Minutes:</b>	35, LSU (1/6)

### 3 Pt FGA:

9, Southwest Texas (12/21/02), at South Carolina (2/15/03)	
<b>3 Pt FGM:</b>	4, at South Carolina (2/15/03)
<b>FT Attempts:</b>	9, at Vanderbilt (2/26/03)
<b>FT Made:</b>	8, Ole Miss (1/17/04)
<b>Off. Rebounds:</b>	2, SHSU (12/18/02), LSU (1/22/03), Tulsa (12/30), LSU (2/7/04), South Carolina (3/11/04)
<b>Def. Rebounds:</b>	7, at Vanderbilt (2/26/03), Tulsa (12/30)

### Total Rebounds:

8, at Vanderbilt (2/26/03)	
<b>Assists:</b>	8, North Texas (1/3/04)
<b>Steals:</b>	4, Jackson St. (11/22/02), SHSU (12/18/02), Memphis (1/2/03), at Miss. St. (2/8/03), Nicholls St. (11/21/03), North Texas (1/3/04), Auburn (1/21/04)
<b>Blocks:</b>	1, Troy St. (12/3/02), Kentucky (2/19/03), Grambling St. (11/25/03), Illinois (12/6/03), Tulsa (12/30), LSU (1/6/04), Kentucky (2/18/04)

### CAREER HIGHS

<b>Points:</b>	20, at South Carolina (2/15/03)
<b>FG Attempts:</b>	17, Auburn (1/21/04)
<b>FG Made:</b>	8, at South Carolina (2/15/03), Auburn (1/21/04)

### Minutes:

39, Miss. St. (3/1/03)
------------------------

### ERIC FERGUSON'S CAREER STATISTICS (Overall)

Season	GP	GS	Min	Avg	TOTAL					3-PT					REBOUNDS					PF	FO	A	TO	Blk	Stl	Pts	Avg
					FG	FGA	Pct	3FG	FGA	Pct	FT	FTA	Pct	Off	Def	Tot	Avg										
2002-03	28	26	932	33.3	104	296	.351	46	150	.307	51	85	.600	13	73	86	3.1	70	3	91	109	2	52	305	10.9		
2003-04	28	20	724	25.9	75	202	.371	29	85	.341	48	56	.857	12	61	73	2.6	60	3	78	55	6	37	227	8.1		
<b>Totals</b>	<b>56</b>	<b>46</b>	<b>1,656</b>	<b>29.6</b>	<b>179</b>	<b>498</b>	<b>.359</b>	<b>75</b>	<b>235</b>	<b>.319</b>	<b>99</b>	<b>141</b>	<b>.702</b>	<b>25</b>	<b>134</b>	<b>159</b>	<b>2.8</b>	<b>130</b>	<b>6</b>	<b>169</b>	<b>164</b>	<b>2</b>	<b>89</b>	<b>532</b>	<b>9.5</b>		

### (SEC Only)

Season	GP	GS	Min	Avg	TOTAL					3-PT					REBOUNDS					PF	FO	A	TO	Blk	Stl	Pts	Avg
					FG	FGA	Pct	3FG	FGA	Pct	FT	FTA	Pct	Off	Def	Tot	Avg										
2002-03	16	14	560	35.0	57	162	.352	27	85	.318	28	48	.583	8	39	47	2.9	32	2	48	56	1	28	169	10.6		
2003-04	16	11	418	26.1	35	108	.324	15	44	.341	20	23	.870	7	28	35	2.2	31	1	45	37	3	17	105	6.6		
<b>Totals</b>	<b>32</b>	<b>25</b>	<b>978</b>	<b>30.6</b>	<b>92</b>	<b>270</b>	<b>.341</b>	<b>42</b>	<b>129</b>	<b>.326</b>	<b>48</b>	<b>71</b>	<b>.676</b>	<b>15</b>	<b>67</b>	<b>82</b>	<b>2.6</b>	<b>63</b>	<b>3</b>	<b>93</b>	<b>93</b>	<b>4</b>	<b>45</b>	<b>274</b>	<b>8.6</b>		



# #33 VINCENT HUNTER

Forward / Center – 6-10 – 214 – Sophomore – 1L – Little Rock, Ark. (J.A. Fair HS)



**2004-05 Preview:**

Hunter has added weight and strength since last season and will be a key part of UA's frontcourt. He may start at forward and may also slide out to the wing position.

**As a Freshman in 2003-04:**

Slowed by a dislocated right shoulder early in the season, he played in 24 games with nine starts, averaging 3.8 points and 3.2 rebounds a game. He led the team in rebounding three times and scored in double

figures twice.

He suffered a dislocated right shoulder after playing 14 minutes at No. 11 Illinois (12/6). He missed the Southeast Missouri (12/9), Louisiana Tech (12/17), Oklahoma State (12/20) and Western Carolina (12/22) games. He returned against Tulsa (12/30), but was hampered by the injury the remainder of the season.

Through the first four games, prior to the injury, he averaged 7.8 points and 4.5 rebounds while shooting 72.2 percent from the floor (13-18).

Among the SEC's freshmen, he was fifth in blocked shots (0.92), eighth in rebounding and 14th in scoring.

He had nine points, five rebounds and two blocked shots in the opener against Nicholls State (11/21). He had eight points and three rebounds against Grambling (11/25). In the win over Oral Roberts (12/3), he had eight points on four of four shooting and a team-high seven rebounds in just 16 minutes.

At Alabama (1/14), he made three of five shots and had seven points, four rebounds and two blocked shots. Against Ole Miss (1/17), he made 12-of-14 free throws, and had 14 points and a game-high nine rebounds.

He had six points, six rebounds and two blocked shots at Auburn (1/21). In the SEC Tournament against South Carolina (3/11), he had 10 points and six rebounds, going two of four from the field and six of six at the line.

**In High School:**

As a senior, he averaged 15.0 points, 12.0 rebounds and 8.0 blocked shots a game in leading J.A. Fair to the state finals. He was named MVP of the Class 4A state tournament.

As a junior, Hunter averaged 18.0 points, 12.0 rebounds, 5.7 blocked shots, 3.0 assists and 2.0 steals per game.

He earned all-state honors as a sophomore, junior and senior.

Hunter, who was rated the 103rd-best prospect in the nation by *Hoop Scoop* magazine, signed with Arkansas after also considering Oklahoma State, Cincinnati, Iowa, Mississippi State, Tennessee and Penn State.

**Personal:**

Born Oct. 22, 1984, in Little Rock, he is the son of Vincent and Shirley Hunter. He has one sister and is enrolled in the Fulbright College of Arts and Sciences. His nickname is "V-Mac."

**Stan Heath on Vincent Hunter:**

*"Vincent has added 20 pounds to his frame over the summer. We expect him to help us on the front line and provide us an athletic big man who can make outside shots."*



**CAREER HIGHS (from 2004)**

<b>Points:</b>	14, Ole Miss (1/17)
<b>FG Attempts:</b>	7, Grambling St. (11/25)
<b>FG Made:</b>	4, Grambling St. (11/25), ORU (12/3)
<b>3 Pt FGA:</b>	0
<b>3 Pt FGM:</b>	0
<b>FT Attempts:</b>	14, Ole Miss (1/17)
<b>FT Made:</b>	12, Ole Miss (1/17)
<b>Off. Rebounds:</b>	5, Illinois (12/6)
<b>Def. Rebounds:</b>	5, Ole Miss (1/17)
<b>Total Rebounds:</b>	9, Ole Miss (1/17)
<b>Assists:</b>	1, Nicholls St. (11/21), Jacksonville (11/29), North Texas (1/3), Alabama (1/14), Auburn (1/21), Georgia (1/31), Auburn (2/4)
<b>Steals:</b>	1, Jacksonville (11/29), MSU (1/10)
<b>Blocks:</b>	3, Vanderbilt (1/24)
<b>Minutes:</b>	29, Georgia (1/31)

**NOTE:** See page 41 for career game-by-game statistics.

**VINCENT HUNTER'S CAREER STATISTICS**

Season	GP	GS	Min	Avg	TOTAL			3-PT			REBOUNDS			Pct	PF	FO	A	TO	Blk	Stl	Pts	Avg			
					FG	FGA	Pct	3FG	FGA	Pct	FT	FTA	Pct										Off	Def	Tot
2003-04	24	9	369	15.4	26	53	.491	0	0	.000	38	55	.691	38	38	76	3.2	66	6	7	19	22	6	90	3.8
<b>Totals</b>	<b>24</b>	<b>9</b>	<b>369</b>	<b>15.4</b>	<b>26</b>	<b>53</b>	<b>.491</b>	<b>0</b>	<b>0</b>	<b>.000</b>	<b>38</b>	<b>55</b>	<b>.691</b>	<b>38</b>	<b>38</b>	<b>76</b>	<b>3.2</b>	<b>66</b>	<b>6</b>	<b>7</b>	<b>19</b>	<b>22</b>	<b>6</b>	<b>90</b>	<b>3.8</b>
<b>(SEC Only)</b>																									
Season	GP	GS	Min	Avg	TOTAL			3-PT			REBOUNDS			Pct	PF	FO	A	TO	Blk	Stl	Pts	Avg			
2003-04	16	4	225	14.1	11	26	.423	0	0	.000	22	33	.667										21	22	43
<b>Totals</b>	<b>16</b>	<b>4</b>	<b>225</b>	<b>14.1</b>	<b>11</b>	<b>26</b>	<b>.423</b>	<b>0</b>	<b>0</b>	<b>.000</b>	<b>22</b>	<b>33</b>	<b>.667</b>	<b>21</b>	<b>22</b>	<b>43</b>	<b>2.7</b>	<b>44</b>	<b>4</b>	<b>4</b>	<b>13</b>	<b>16</b>	<b>4</b>	<b>44</b>	<b>2.8</b>



# MATT JONES

Forward - 6-6 - 237 - Junior - 2L - Fort Smith, Ark. (Northside HS)

**2004-05 Preview:**

If Jones is not pursuing a professional football career, he will join the basketball team following football season. If he plays, he will once again be a key part of UA's front line and may also see time on the wing.

**2003-04 Basketball (Sophomore):**

He played in 17 games with 10 starts and averaged 5.0 points and 4.5 rebounds, tying for second on the team. He led the team in scoring once, in assists once and in rebounding four times, and he scored in double digits three times.

He shot 47.6 percent from the field, third on the club, and was fifth with 27 assists (1.6) and third with 24 steals (1.4), despite playing in only 17 games. In seven games in January, he played less than 12 minutes a game with averages of 2.1 points and 2.1 rebounds. In seven February games, he played almost 32 minutes a game with his numbers improving to 7.7 points and 6.6 rebounds with a .511 field goal percentage in those contests. In five games against ranked teams, he averaged 4.0 points and a team-high 6.2 rebounds.

In his first game, against North Texas (1/3), he had two points, two rebounds and two assists with no turnovers and a blocked shot in 11 minutes. He played three days after quarterbacking UA to a 27-14 win over Missouri in the Independence Bowl.

In the win over No. 22 Vanderbilt (1/24), he had four points and then a career-high six rebounds. Against Auburn (2/4), he had 11 points on four-of-five shooting, and added two assists and three steals.

At LSU (2/7), he made seven of 11 shots and recorded his first double-double with team highs of 14 points and 10 rebounds. At Tennessee (2/11), he had seven points, seven rebounds and seven assists with no turnovers. Against No. 6 Mississippi State, he had nine points, 10 rebounds, four assists and three steals. He had four points and a game-high nine rebounds at No. 9 Kentucky (2/18).

**2003 Football (Junior):**

Jones helped the Razorbacks cap a 9-4 season with a 27-14 win over Missouri in the Independence Bowl (12/31) by rushing seven times for 74 yards and a touchdown, and completing six of 14 passes for 49 yards.

For the season, he ran 96 times for 707 yards and eight touchdowns.

He completed 132 of 230 passes for 1,917 yards with 18 touchdowns and seven interceptions. He also caught one pass for 12 yards. He broke his own school record for rushing yards by a quarterback for the second time.

**2003 Basketball:**

He did not play in order to rest his sore right (throwing) shoulder.

**2002 Football (Sophomore):**

He broke his school record for rushing yards by a quarterback by gaining 614 and five touchdowns on 129 carries, helping UA win the SEC Western Division championship and earn a bid to the Music City Bowl. He completed 122 of 234 passes for 1,592 yards and 16 touchdowns with eight interceptions.

**2002 Basketball (Freshman):**

He saw action in 11 of 16 games after joining the team, and averaged 4.2 points and 2.3 rebounds while shooting 47.7 percent (21-44) from the floor. He also had 10 assists, eight turnovers one blocked shot and five steals.

In the win over No. 5 Alabama (2/20), he had eight points on four of seven shooting and four rebounds. He had seven points, four rebounds and a team-high four assists at Tennessee (2/13). He had six points, four rebounds (all offensive), two assists and two steals at No. 12 Kentucky (2/23).

He joined the team on Jan. 7 following the Cotton Bowl and played one

minute in a game against Mississippi State the next night, scoring on a dunk with eight seconds remaining.

**2001 Football (Freshman):**

As a true freshman quarterback, he helped lead the Razorbacks to the Cotton Bowl by rushing for 592 yards and five touchdowns on 74 carries (8.0), setting a school record for rushing yards by a quarterback. He also threw for 275 yards and four scores (27-12-3).

**In High School:**

An all-state basketball player, he led Northside in scoring (18.9), rebounding (7.6) and assists as a senior after doing the same as a junior at Van Buren HS when he broke former UA All-American Corliss Williamson's conference scoring average record by averaging 24.5 points a game. As a senior at Northside, he shot 63 percent from the field.

In football, he was rated the No. 21 quarterback nationally by Rivals100.com and the No. 13 quarterback/super athlete in the nation by Max Emfinger. As a senior, he completed 62 of 137 passes for 830 yards and seven touchdowns, and ran for 939 yards and 13 TDs on 105 carries. He was named all-conference, all-area and all-state.

**Personal:**

Born April 22, 1983, he is the son of Steve and Paula Jones. Majoring in middle school education, he was a member of the 2002 SEC Academic Honor Roll.

**Stan Heath on Matt Jones:**

*"He really helped us last year. If he chooses to play basketball, he will give us front-line depth with experience. He is a great athlete with terrific passing skills on the basketball court as well."*



**NOTE:** See page 41 for career game-by-game statistics.

**2003-04 SEASON HIGHS**

**Points:** 14, LSU (2/7)  
**FG Attempts:** 11, LSU (2/7), MSU (2/14)  
**FG Made:** 7, LSU (2/7)  
**3 Pt FGA:** 4, MSU (2/14)  
**3 Pt FGM:** 1, Auburn (2/4), Tennessee (2/11), MSU (2/14)  
**FT Attempts:** 4, Georgia (1/31)  
**FT Made:** 2, Auburn (2/4)  
**Off. Rebounds:** 5, LSU (2/7)  
**Def. Rebounds:** 8, MSU (2/14), Kentucky (2/18)  
**Total Rebounds:** 10, LSU (2/7), MSU (2/14)  
**Assists:** 7, Tennessee (2/11)  
**Steals:** 4, Florida (2/28)  
**Blocks:** 1, North Texas (1/3), Ole Miss (1/17), Florida (2/28)  
**Minutes:** 42, Florida (3/3)

**CAREER HIGHS**

**Points:** 14, LSU (2/7/04)  
**FG Attempts:** 11, LSU (2/7/04), MSU (2/14/04)  
**FG Made:** 7, LSU (2/7/04)  
**3 Pt FGA:** 4, MSU (2/14/04)  
**3 Pt FGM:** 1, Auburn (2/4/04)  
**FT Attempts:** 4, Alabama (2/20/02)  
**FT Made:** 2, Auburn (2/4/04)  
**Off. Rebounds:** 5, LSU (2/7/04)  
**Def. Rebounds:** 8, MSU (2/14/04), Kentucky (2/18/04)  
**Total Rebounds:** 10, LSU (2/7/04), MSU (2/14/04)  
**Assists:** 7, Tennessee (2/11/04)  
**Steals:** 4, Florida (2/28/04)  
**Blocks:** 1, Ole Miss (2/9/02), North Texas (1/3/04), Ole Miss (1/17/04), Florida (2/28/04)  
**Minutes:** 42, Florida (3/3/04)

**MATT JONES' CAREER STATISTICS**

Season	POINTS										REBOUNDS																	
	GP	GS	Min	Avg	TOTAL	FGA	Pct	3-PT	FGA	Pct	FT	FTA	Pct	Off	Def	Tot	Avg	PF	FO	A	TO	Blk	Stl	Pts	Avg			
2001-02	11	2	118	10.7	21	44	.477	0	0	0.000	4	21	.190	9	16	25	2.3	11	0	10	8	1	5	46	4.2			
2002-03	Did not play																											
2003-04	17	10	385	22.6	39	82	.476	4	15	.267	3	9	.333	22	54	76	4.5	31	1	27	26	3	24	85	5.0			
<b>Totals</b>	<b>28</b>	<b>12</b>	<b>503</b>	<b>18.0</b>	<b>60</b>	<b>126</b>	<b>.476</b>	<b>4</b>	<b>15</b>	<b>.267</b>	<b>7</b>	<b>30</b>	<b>.233</b>	<b>31</b>	<b>70</b>	<b>101</b>	<b>3.6</b>	<b>42</b>	<b>1</b>	<b>37</b>	<b>34</b>	<b>4</b>	<b>29</b>	<b>131</b>	<b>4.7</b>			

Season	POINTS										REBOUNDS																	
	GP	GS	Min	Avg	TOTAL	FGA	Pct	3-PT	FGA	Pct	FT	FTA	Pct	Off	Def	Tot	Avg	PF	FO	A	TO	Blk	Stl	Pts	Avg			
2001-02	10	2	113	11.3	20	41	.488	0	0	0.000	4	21	.190	8	15	23	2.3	11	0	10	8	1	5	44	4.4			
2002-03	Did not play																											
2003-04	15	9	358	23.9	37	76	.487	4	14	.286	3	9	.333	22	52	74	4.9	31	1	24	26	2	23	81	5.4			
<b>Totals</b>	<b>25</b>	<b>11</b>	<b>471</b>	<b>18.8</b>	<b>57</b>	<b>117</b>	<b>.487</b>	<b>4</b>	<b>14</b>	<b>.286</b>	<b>7</b>	<b>30</b>	<b>.233</b>	<b>30</b>	<b>67</b>	<b>97</b>	<b>3.9</b>	<b>42</b>	<b>1</b>	<b>34</b>	<b>34</b>	<b>3</b>	<b>28</b>	<b>125</b>	<b>5.0</b>			





# #1 MICHAEL JONES

Guard / Forward – 6-9 – 222 – Senior – 3L – Little Rock, Ark. (Parkview HS)



**2004-05 Preview:**

One of the team's better outside shooters, the addition of Steven Hill and Darian Townes may allow Jones to spend more time on the perimeter to take advantage of his three-point range.

**As a Junior in 2003-04:**

He came on at the middle of the year and ended with averages of 4.8 points and 1.7 rebounds, seeing action in 26 games with two starts. He led the team in scoring three times

and in rebounding twice, and was in double figures scoring four times. Over the last two games of the year, he averaged 12.0 points despite playing a total of 21 minutes.

In the 17 games in which he played five or more minutes, his numbers improved to 6.8 points and 2.4 rebounds a game with a .384 field goal percentage (38-99) and a .731 free throw mark (19-26). If his averages were calculated over 40 minutes of playing time per game, he would have been the team's second-leading scorer (19.2) to Jonathon Modica (22.3).

His five-of-six three-point effort (.833) against Auburn (2/4), is the second-best percentage in school history in an SEC game.

He led the team with six rebounds in the win over Jacksonville University (11/29) while adding four points.

At Alabama (1/14), he made three of five shots and scored seven points in nine minutes. In the win over No. 22 Vanderbilt (1/24), he got his first start of the year and responded with an 18-point, seven-rebound effort in 33 minutes.

Against Auburn (2/4), he made six-of-seven shots, including five-of-six threes, for a game-high 17 points. He also had four rebounds and two assists. He had seven points, four rebounds, and one assist, one steal and one blocked shot at LSU (2/7). At Tennessee (2/11), he had 13 points and four rebounds. He had six points and three rebounds against Florida (2/28). He played just three minutes at Ole Miss (3/6), but had nine points on three of six shooting. In the SEC Tournament against South Carolina (3/11), he came off the bench and scored a team-high 15 points on five of 13 shooting, including three of eight on threes. He also had two rebounds and a blocked shot in 18 minutes.

**As a Sophomore in 2002-03:**

Jones was fifth on the team with 5.3 points and eighth with 2.5 rebounds a game. He was fourth on the club with 29 three-pointers and third with a .349 three-point percentage (29-83).

In three November games, he shot 50 percent from the floor (10-20) and from three-point (5-10), and 71.4 percent from the line (5-7) while averaging 10.0 points and 4.3 rebounds. In six January games, he averaged 8.8 points and 4.4 rebounds while making 12 of 30 threes (.400).

He scored 12 points in the season-opener against JSU (11/22). At Oral Roberts (11/26), he hit five of seven shots for 14 points and added six rebounds. Jones made a career-high seven shots in 10 attempts, including four of six three-pointers, and matched his career high with 18 points against Memphis (1/2).

Jones started against LSU (1/22) and hit six of 10 shots, including four of seven three-pointers, for 16 points. He also had seven rebounds and one blocked shot in a career-high 37 minutes. Jones had eight points in

the win over No. 22 Alabama (2/5). At No. 23 Mississippi State (2/8), he had 11 points and five rebounds in just 19 minutes.

**As a Freshman in 2001-02:**

Jones was the only regular to not start a game, but he saw action in 25 contests. He averaged 4.6 points and 1.6 rebounds while shooting 48.3 percent from the field and 77.8 percent at the line. He made 33.3 percent of his three-point attempts.

In seven games against ranked teams, he shot 50 percent (20-40) and averaged 7.7 points and 2.9 rebounds.

In the loss at No. 7 Alabama (1/30), he recorded his first double-double with career highs of 18 points and 10 rebounds.

In the 94-91 loss at No. 5 Illinois (12/8), he had nine points on four of seven shooting and a team-high five rebounds in 22 minutes. In the overtime win over No. 4 Florida (1/26), he scored 15 points on five of nine shooting and added three rebounds.

He shot 50 percent or better in 13 of his 25 games.

**2000-01:** He redshirted.

**In High School:**

As a senior at Parkview High School, he averaged 14.3 points, 6.8 rebounds and 2.8 blocked shots a game. He closed his Parkview career with a 29-point, 16-rebound game. He averaged 10.0 points and 8.0 rebounds as a junior. Jones was also a member of Parkview's Honor Society.


Jones averaged 20.0 points and 8.0 rebounds for the AAU Arkansas Wings.

**Personal:**

Majoring in communication, he is the son of Jerry and Rhonda Jones. He has two brothers and one sister. He was born May 25, 1982.

**Stan Heath on Michael Jones:**

*"Michael may be our best three-point shooter. He is very capable of getting hot and has worked hard this summer at becoming a consistent threat inside as well as outside. Entering into his fifth year, Michael is focused and ready to have a strong year."*



**NOTE:** See page 41 for career game-by-game statistics.

**2003-04 SEASON HIGHS**

**Points:** 18, Vanderbilt (1/24)  
**FG Attempts:** 15, Vanderbilt (1/24)  
**FG Made:** 6, Auburn (2/4)  
**3 Pt FGA:** 9, Tennessee (2/11)  
**3 Pt FGM:** 5, Auburn (2/4)  
**FT Attempts:** 6, Vanderbilt (1/24)  
**FT Made:** 6, Vanderbilt (1/24)  
**Off. Rebounds:** 2, Florida (2/28)  
**Def. Rebounds:** 6, Vanderbilt (1/24)  
**Total Rebounds:** 7, Vanderbilt (1/24)  
**Assists:** 2, Auburn (2/4), LSU (2/7), Florida (3/3)  
**Steals:** 1, Vanderbilt (1/24), LSU (2/7), Tennessee (2/11)  
**Blocks:** 1, Grambling St. (11/25), Illinois (12/6), LSU (2/7), South Carolina (3/11)  
**Minutes:** 33, Vanderbilt (1/24)

**FG Attempts:** 15, Vanderbilt (1/24/04)  
**FG Made:** 7, Memphis (1/2/03)  
**3 Pt FGA:** 9, Tennessee (2/11/04)  
**3 Pt FGM:** 5, Auburn (2/4/04)  
**FT Attempts:** 7, Alabama (1/30/02)  
**FT Made:** 6, Vanderbilt (1/24/04)  
**Off. Rebounds:** 3, at Miss. St. (2/8/03)  
**Def. Rebounds:** 9, Alabama (1/30/02)  
**Total Rebounds:** 10, Alabama (1/30/02)  
**Assists:** 2, Southwest Texas (12/4/01), Miss. St. (1/8/02), at Florida (2/1/03), at South Carolina (2/15/03), Florida (3/3/04)  
**Steals:** 1, Florida (1/26/02), at ORU (11/26/02), Alabama (2/5/03), at Vanderbilt (2/26/03), Vanderbilt (1/24/04), LSU (2/7/04), Tennessee (2/11/04)  
**Blocks:** 2, UNC-Greensboro (12/10/01), Troy St. (12/3/02)  
**Minutes:** 37, LSU (1/22/03)

**MICHAEL JONES' CAREER STATISTICS**

**(Overall)**

Season	GP	GS	Min	Avg	TOTAL			3-PT			FT	FTA	Pct	REBOUNDS			PF	FO	A	TO	Blk	Stl	Pts	Avg	
					FG	FGA	Pct	3FG	FGA	Pct				Off	Def	Tot									Avg
2001-02	25	0	221	8.8	42	87	.483	10	30	.333	21	27	.778	10	31	41	1.6	31	2	8	18	3	1	115	4.6
2002-03	27	4	444	16.4	49	139	.353	29	83	.349	16	23	.696	15	52	67	2.5	33	0	10	34	8	4	143	5.3
2003-04	26	2	262	10.1	42	112	.375	23	68	.385	19	27	.704	9	34	43	1.7	35	1	8	13	4	3	126	4.8
<b>Totals</b>	<b>78</b>	<b>6</b>	<b>927</b>	<b>11.9</b>	<b>133</b>	<b>338</b>	<b>.393</b>	<b>62</b>	<b>181</b>	<b>.343</b>	<b>56</b>	<b>77</b>	<b>.727</b>	<b>34</b>	<b>117</b>	<b>151</b>	<b>1.9</b>	<b>99</b>	<b>3</b>	<b>26</b>	<b>65</b>	<b>15</b>	<b>8</b>	<b>384</b>	<b>4.9</b>

**(SEC Only)**

Season	GP	GS	Min	Avg	TOTAL			3-PT			FT	FTA	Pct	REBOUNDS			PF	FO	A	TO	Blk	Stl	Pts	Avg	
					FG	FGA	Pct	3FG	FGA	Pct				Off	Def	Tot									Avg
2001-02	13	0	112	8.6	22	50	.440	5	15	.333	12	15	.800	5	15	20	1.5	14	1	2	10	1	1	61	4.7
2002-03	15	3	243	16.2	27	79	.342	15	46	.326	8	11	.727	8	28	36	2.4	20	0	6	17	2	2	77	5.1
2003-04	15	2	163	10.9	27	71	.380	16	46	.348	13	16	.813	6	20	26	1.7	20	0	7	6	1	3	83	5.5
<b>Totals</b>	<b>43</b>	<b>5</b>	<b>518</b>	<b>12.0</b>	<b>76</b>	<b>200</b>	<b>.380</b>	<b>36</b>	<b>107</b>	<b>.336</b>	<b>33</b>	<b>42</b>	<b>.786</b>	<b>19</b>	<b>63</b>	<b>82</b>	<b>1.9</b>	<b>54</b>	<b>1</b>	<b>15</b>	<b>33</b>	<b>4</b>	<b>6</b>	<b>221</b>	<b>5.1</b>



# #24 JONATHON MODICA

Guard / Forward - 6-4 - 212 - Junior - 2L - Smackover, Ark. (Smackover HS)



**2004-05 Preview:**

Modica improved his shooting last year and responded by finishing eighth in the SEC in scoring (16.5 ppg) and seventh in field goal percentage (.462), and earned second-team All-SEC honors. This year he's worked on his ball-handling and defense, and will once again be counted on for his scoring, both inside and out.

**As a Sophomore in 2003-04:**

A second-team All-Southeastern Conference selection by the league's coaches, he led the team in scoring with 16.5 points a game while shooting 46.2 percent from the floor (157-340), 32.5 percent on threes (37-114) and 78.2 percent at the line (111-142). He became the first Razorback since Kareem Reid (116-169, .686) in 1996 to make 100 free throws in a season and his scoring average is UA's second-highest since Corliss Williamson scored 19.7 points per game in 1995 (Jannero Pargo averaged 16.6 in 2002).

Modica led the team in scoring a team-high 16 times, and in rebounding and assists twice each. He was in double figures scoring 22 times and had nine 20-point games. His 33-point outing against Mississippi State (2/14) was the third-highest in the SEC during the year and tied for the highest point total in a league game. He averaged 6.7 rebounds over the last three games of the year.

Modica was eighth in the SEC in scoring, seventh in field goal percentage and ninth in free throw percentage.

In the opener against Nicholls State (11/21), he nailed 11 of 16 shots and matched his career high of 26 points. He was five of seven from the field and eight of eight at the line for a team-high 19 points in the win over Grambling (11/25). He made 10 of 13 shots for a game-high 23 points in the win over Jacksonville University (11/29).

In the win over Oral Roberts (12/3), he made six of 12 shots and had 18 points along with two assists and three steals. He led the team in scoring for the fifth straight time in the game at No. 11 Illinois (12/6), becoming the first player since Pat Bradley in 1997 to do so. He had 20 points on six of 11 shooting. Against Southeast Missouri (12/9), he led the team in scoring with 20 points and added eight rebounds.

Against Louisiana Tech (12/17), he had a game-high 22 points. He followed with a game-high 23 points against Oklahoma State (12/20). Against OSU, Modica also led the team with six rebounds and four assists. His eight-game streak of leading the team in scoring ended when he was limited to four points on one of seven shooting and five rebounds against Western Carolina (12/22). His streak matches Joe Kleine (1985) and Marvin Delph (1977) for the second longest at UA since 1976. Todd Day led the team in scoring in nine consecutive games in 1991.

In the win at Tulsa (12/30), he scored 28 points and added seven rebounds. Against North Texas (1/3), he had 13 points. In the win over No. 22 Vanderbilt (1/24), he made seven of 12 shots, including four of six threes, and scored a game-high 21 points. Against No. 6 Mississippi State (2/14), he made 12 of 19 shots and finished with a career-high 33 points and four rebounds.

**As a Freshman in 2002-03:**

He led the team in scoring (11.5 ppg) and three-point percentage (.360, 31-86), was second in rebounding (4.5 rpg), shooting (.464, 117-252) and with 29 steals, and led the team with 58 free throws made while shooting 65.9 percent at the line (58-88).

He averaged 12.8 points in nine games against ranked opponents and 11.5 in 17 games against NCAA Tournament teams, both team highs.



Modica led the team in scoring seven times, was in double figures scoring 15 times and led the club in assists twice.

He had 11 points and a game-high 13 rebounds in the opener against Jackson State (11/22), becoming the first Razorback in 20 years to begin his UA career with a double-double. Joe Kleine had 15 points and 10 rebounds in the 74-57 win over Southeast Missouri State on Nov. 27, 1982.

He scored 19 points on seven of 11 shooting, and added three rebounds against Louisiana Tech (12/10). He joined Kendrick Davis (16), Eric Ferguson (16) and Rashard Sullivan (10) in double figures. That game marked the first time four UA freshmen scored in double-digits in the same game since Philip McKellar, Mario Credit, Ron Huery and Cannon Whitby pulled it off in a 93-76 loss to SMU on March 1, 1987.

In a game featuring the top five scoring freshmen in the SEC at No. 4 Florida (2/1), Modica stole the show with a game-high 26 points on seven of 12 shooting. He also had five rebounds

and two steals.

In his next outing, the win over No. 22 Alabama (2/5), he had another 26-point outing on eight of 19 shooting, including four of six on threes. He was also six of seven at the line, and added five rebounds, two assists and two steals. He became the first Arkansas freshman to record back-to-back 25-point games since former All-American Todd Day turned the trick in 1989.

**In High School:**

A three-time all-state selection and Union County player of the year, and a four-time all-conference pick, Modica was named KATV-TV's Mr. Basketball as a senior and he was ranked the No. 1 player in the state.

As a senior, he averaged 33.2 points, 13.2 rebounds and 3.1 steals for Coach Mike Poff in leading Class 2A Smackover to a 20-7 finish. As a junior, he averaged 32.3 points, 9.3 rebounds and 3.2 steals on a 21-8 club.

In his first game at UA's Bud Walton Arena, he scored a game-high 17 points in 18 minutes to lead the East to an 88-79 win over the West in the state all-star game.

During the spring, Modica had 28 points and eight rebounds in helping his team to a 149-120 victory in the Kentucky Derby Festival Classic, a national all-star game at Freedom Hall in Louisville, Ky.

He scored 20 points and had 10 rebounds in leading the Arkansas Hawks to the AAU state title in 2001. Modica also played for the South at the 2001 USA Basketball Men's Youth Developmental Festival.


He played football until his senior season and then devoted all of his attention to basketball. As a junior, he completed 126 of 246 passes for 1,573 yards and 13 touchdowns, ran 85 times for 424 yards and six scores, and caught three passes for 61 yards and three TDs.

**Personal:**

Born Sept. 26, 1984, he is the son of Amanda Stephens. Majoring in business, his nickname is "Pookie." He signed with Arkansas over Tennessee, Kentucky and Florida, among others.

**Stan Heath on Jonathon Modica:**

*"Jonathon has continued to develop each year. He's worked hard to improve his ball-handling and defense over the summer to go along with his scoring ability. When it all comes together, he could be special."*



2003-04 SEASON HIGHS										CAREER HIGHS									
<b>Points:</b>	33, MSU (2/14)	<b>Points:</b>	33, MSU (2/14/04)																
<b>FG Attempts:</b>	19, Tulsa (12/30), MSU (2/14)	<b>FG Attempts:</b>	19, Alabama (2/5/03), Tulsa (12/30/03), MSU (2/14/04)																
<b>FG Made:</b>	12, MSU (2/14)	<b>FG Made:</b>	12, MSU (2/14/04)																
<b>3 Pt FGA:</b>	7, Tulsa (12/30), LSU (1/6), MSU (2/14)	<b>3 Pt FGA:</b>	7, Tulsa (12/30/03), MSU (2/14/04)																
<b>3 Pt FGM:</b>	5, Tulsa (12/30)	<b>3 Pt FGM:</b>	5, at Florida (2/1/03), Tulsa (12/30/03)																
<b>FT Attempts:</b>	11, Tulsa (12/30), MSU (2/14)	<b>FT Attempts:</b>	11, Tulsa (12/30/03)																
<b>FT Made:</b>	9, LTU (12/17), Tulsa (12/30)	<b>FT Made:</b>	9, LTU (12/17/03), Tulsa (12/30/03)																
<b>Off. Rebounds:</b>	5, South Carolina (3/11)	<b>Off. Rebounds:</b>	6, at LSU (2/22/03)																
<b>Def. Rebounds:</b>	6, SEMO (12/9), Florida (3/3)	<b>Def. Rebounds:</b>	8, Jackson St. (11/22/02)																
<b>Total Rebounds:</b>	8, SEMO (12/9), South Carolina (3/11)	<b>Total Rebounds:</b>	13, Jackson St. (11/22/02)																
<b>Assists:</b>	4, Okla. St. (12/20)	<b>Assists:</b>	4, SHSU (12/18/02), Okla. St. (12/20/03)																
<b>Steals:</b>	4, Ole Miss (1/17)	<b>Steals:</b>	4, Ole Miss (1/17/04)																
<b>Blocks:</b>	1, SEMO (12/9), Tulsa (12/30), Vanderbilt (1/24)	<b>Blocks:</b>	1, Memphis (1/2/03), at Ole Miss (1/25/03), Vanderbilt (1/24/04)																
<b>Minutes:</b>	37, Okla. St. (12/20), MSU (2/14)	<b>Minutes:</b>	37, Alabama (2/5/03), MSU (2/14/04)																

NOTE: See page 42 for career game-by-game statistics.

JONATHON MODICA'S CAREER STATISTICS																									
(Overall)										(SEC Only)															
Season	GP	GS	Min	Avg	TOTAL FG	FGA	Pct	3-PT FGA	3-PT FGA	Pct	FT	FTA	Pct	REBOUNDS Off	REBOUNDS Def	Tot	Avg	PF	F0	A	TO	Blk	Stl	Pts	Avg
2002-03	28	19	688	24.6	117	252	.464	31	86	.360	58	88	.659	56	69	125	4.5	73	3	17	53	2	29	323	11.5
2003-04	28	23	828	29.6	157	340	.462	37	114	.325	111	142	.782	59	66	125	4.5	65	1	34	62	2	21	462	16.5
<b>Totals</b>	<b>56</b>	<b>42</b>	<b>1,516</b>	<b>27.1</b>	<b>274</b>	<b>592</b>	<b>.463</b>	<b>68</b>	<b>200</b>	<b>.340</b>	<b>169</b>	<b>230</b>	<b>.735</b>	<b>115</b>	<b>135</b>	<b>250</b>	<b>4.5</b>	<b>138</b>	<b>4</b>	<b>51</b>	<b>115</b>	<b>4</b>	<b>50</b>	<b>785</b>	<b>14.0</b>
2002-03	16	12	414	25.9	61	155	.394	20	57	.351	36	52	.692	31	40	71	4.4	43	2	8	33	1	17	178	11.1
2003-04	16	11	479	29.9	81	190	.426	21	73	.288	49	65	.754	33	37	70	4.4	38	1	16	28	1	10	232	14.5
<b>Totals</b>	<b>32</b>	<b>23</b>	<b>893</b>	<b>27.9</b>	<b>142</b>	<b>345</b>	<b>.412</b>	<b>41</b>	<b>130</b>	<b>.315</b>	<b>85</b>	<b>117</b>	<b>.726</b>	<b>64</b>	<b>77</b>	<b>141</b>	<b>4.4</b>	<b>81</b>	<b>3</b>	<b>24</b>	<b>61</b>	<b>2</b>	<b>27</b>	<b>410</b>	<b>12.8</b>



# #20 RASHARD SULLIVAN

Forward – 6-8 – 239 – Junior – 2L – Ft. Lauderdale, Fla. (St. Thomas Aquinas HS)



**2004-05 Preview:**

Sullivan has added weight and strength to his frame for the second straight year. He will be a key part of UA's frontcourt rotation and will be looked to for his defense and rebounding.

**As a Sophomore in 2003-04:**

He played in 26 games and made 10 starts, averaging 1.2 points, 3.0 rebounds and a team-high 1.1 blocked shots per game. He led the team in rebounding twice. Over the last four games of the year, he had 14 rebounds

and no points. He was scoreless in 16 games and had four or more rebounds eight times.

He had five blocked shots at Ole Miss (3/6), the fourth-most in an SEC game in school history.

In the win over Oral Roberts (12/3), he had three rebounds and three assists, but did not take a shot. He hit both of his shots from the floor for four points, and added five rebounds, one assist and one block at No. 11 Illinois (12/6). Against Louisiana Tech (12/17), he had two points, four rebounds and two blocked shots.

Against Oklahoma State (12/20), he didn't score, but he had five rebounds, two assists, two steals and three blocked shots. He had a game-high 12 rebounds and three blocked shots to go with three points against Western Carolina (12/22).

In the win at Tulsa (12/30), he had five points, five rebounds, two blocked shots, two assists and a steal. Against North Texas (1/3), he had six points on three of three shooting, three rebounds, two assists, two blocked shots and a steal in just 14 minutes.

Against LSU (1/6), he had two points, seven rebounds and two blocked shots. He had a streak of nine straight games with one or more blocked shots snapped at Alabama (1/14). He had four rebounds and a steal in 10 minutes against Florida (2/28).

He started at Ole Miss (3/6) and did not score, but he had a game-high nine rebounds, and a career and game-high five blocked shots.

**As a Freshman in 2002-03:**

He averaged 2.4 points and 3.2 rebounds a game while shooting 40 percent from the floor (28-70) and 35.3 percent at the line (12-34). Over the last six games of the year, when he averaged 20 minutes a game and played 120 of his 374 total minutes, he averaged a team-best 6.8 rebounds and hit 12 of 26 shots (.462) to score 4.0 points a game.

In UA's wins, he made 55.2 percent of his shots (16-29), and averaged 3.9 points and 3.3

rebounds. In seven December games, he made 14 of 21 shots (.667) and averaged 4.4 points.

Against Louisiana Tech (12/10), he had 10 points on five of six shooting in his first start, and added two rebounds, an assist, a blocked shot and a steal. He joined Jonathon Modica (19), Kendrick Davis (16) and Eric Ferguson (16) in double figures. That game marked the first time four UA freshmen scored in double-digits in the same game since Philip McKellar, Mario Credit, Ron Huery and Cannon Whitby pulled it off in a 93-76 loss to SMU on March 1, 1987.

He hit three of five shots, and had seven points, four rebounds, two assists, one block and one steal against Sam Houston State (12/18). He had a team-high nine rebounds along with four points in the win at Vanderbilt (2/26).

At Auburn (3/6), he had eight points and a season-high 10 rebounds, including a personal-best five offensive boards, and played a season-high 33 minutes.

**In High School:**

Sullivan was his team's MVP after averaging 15.0 points, 12.0 rebounds and 5.0 blocked shots a game in helping Coach Steve Strand's club go 27-6. *Street & Smith's* listed Sullivan as a high honorable mention All-American.

As a junior, he averaged 13.0 points, 11.0 rebounds and 2.0 blocks on an 18-9 club. As a sophomore, he helped St. Thomas Aquinas go 22-7 with averages of 10.0 points, 8.0 rebounds and 2.0 blocks.



He also participated in track and was his team's MVP.

**Personal:**

Born July 2, 1984, he is the son of Anthony Sullivan and Hyacinth Madden. He was born in Queens, N.Y., and has six brothers and sisters. Sullivan is majoring in arts and sciences.

**Stan Heath on Rashard Sullivan:**

*"Rashard could be a great rebounder and defender, and really help us in those areas. He has gotten stronger and experienced over the years. He could be really solid competing on the front line for us."*



**2003-04 SEASON HIGHS**

Points:	6, North Texas (1/3)
FG Attempts:	5, Tulsa (12/30), LSU (1/6)
FG Made:	3, North Texas (1/3)
3 Pt FGA:	0
3 Pt FGM:	0
FT Attempts:	4, WCU (12/22)
FT Made:	2, Grambling St. (11/25)
Off. Rebounds:	5, WCU (12/22)
Def. Rebounds:	7, WCU (12/22)
Total Rebounds:	12, WCU (12/22)
Assists:	3, ORU (12/3)
Steals:	2, Okla. St. (12/20)
Blocks:	5, Ole Miss (3/6)
Minutes:	32, WCU (12/22)

**CAREER HIGHS**

Points:	10, La. Tech (12/10/02)
FG Attempts:	9, LSU (SEC, 3/13/03)
FG Made:	5, La. Tech (12/10/02)
3 Pt FGA:	0
3 Pt FGM:	0
FT Attempts:	8, Jackson St. (11/22/02)
FT Made:	3, at Miss. St. (2/8/03)
Off. Rebounds:	5, at Auburn (3/6/03), WCU (12/22/03)
Def. Rebounds:	7, at Vanderbilt (2/26/03), WCU (12/22/03)
Total Rebounds:	12, WCU (12/22)
Assists:	3, Centenary (12/28/02), ORU (12/3/03)
Steals:	2, Jackson St. (11/22/02), Ole Miss (3/8/03), LSU (SEC, 3/13/03), Okla. St. (12/20/03)
Blocks:	5, Ole Miss (3/6/04)
Minutes:	33, at Auburn (3/6/03)

NOTE: See page 42 for career game-by-game statistics.

**RASHARD SULLIVAN'S CAREER STATISTICS (Overall)**

Season	GP	GS	Min	Avg	TOTAL			3-PT			FT	FTA	Pct	REBOUNDS				PF	FO	A	TO	Blk	Stl	Pts	Avg
					FG	FGA	Pct	3FG	FGA	Pct				Off	Def	Tot	Avg								
2002-03	28	10	374	13.4	28	70	.400	0	0	.000	12	34	.353	32	57	89	3.2	51	3	11	33	14	13	68	2.4
2003-04	26	10	354	13.6	13	33	.394	0	0	.000	4	17	.235	30	47	77	3.0	64	2	19	18	28	16	30	1.2
<b>Totals</b>	<b>54</b>	<b>20</b>	<b>728</b>	<b>13.5</b>	<b>41</b>	<b>103</b>	<b>.398</b>	<b>0</b>	<b>0</b>	<b>.000</b>	<b>16</b>	<b>51</b>	<b>.314</b>	<b>62</b>	<b>104</b>	<b>166</b>	<b>3.1</b>	<b>115</b>	<b>5</b>	<b>30</b>	<b>51</b>	<b>42</b>	<b>29</b>	<b>98</b>	<b>1.8</b>

**(SEC Only)**

Season	GP	GS	Min	Avg	TOTAL			3-PT			FT	FTA	Pct	REBOUNDS				PF	FO	A	TO	Blk	Stl	Pts	Avg
					FG	FGA	Pct	3FG	FGA	Pct				Off	Def	Tot	Avg								
2002-03	16	4	192	12.0	11	33	.333	0	0	.000	8	15	.533	17	32	49	3.1	20	0	3	13	7	5	30	1.9
2003-04	14	6	139	9.9	4	16	.250	0	0	.000	0	6	.000	13	19	32	2.3	26	0	5	5	11	6	8	0.6
<b>Totals</b>	<b>30</b>	<b>10</b>	<b>331</b>	<b>11.0</b>	<b>15</b>	<b>49</b>	<b>.306</b>	<b>0</b>	<b>0</b>	<b>.000</b>	<b>8</b>	<b>21</b>	<b>.381</b>	<b>30</b>	<b>51</b>	<b>81</b>	<b>2.7</b>	<b>46</b>	<b>0</b>	<b>8</b>	<b>18</b>	<b>18</b>	<b>11</b>	<b>38</b>	<b>1.3</b>



# RAZORBACK NEWCOMERS



## #51 STEVEN HILL

Center – 7-0 – 233  
Freshman – HS – Branson, Mo.  
(Branson HS)

### 2004-05 PREVIEW:

One of two key newcomers at center along with Darian Townes, Hill may start. Even if he doesn't start, he will see significant playing time.

### IN HIGH SCHOOL:

A Nike All-American after being rated one of the top 20 players at the Nike Camp, he was rated the No. 7 center in the nation and the No. 33 overall prospect by TheInsidersHoops.com.

A four-time all-conference and all-district selection, he earned all-state honors as a junior and senior. He averaged 20.0 points, 10.0 rebounds and 6.0 blocked shots a game as a senior for head coach Randy Bishop, helping his club go 20-6.

Listed as the best high school shot blocker in the country by Bob Gibbons' All-Star Sports, he broke the blocked shot record at the USA Basketball Sports Festival at Colorado Springs, Colo., during the summer of 2003 competing against 50 of the top players in the nation.

As a junior, he averaged 18.0 points, 9.0 rebounds and 7.0 blocked shots on a 19-11 club. His sophomore team was 15-13 and his freshman club 18-9.

A four-year member of the honor roll, he also made academic all-state and all-conference. Hill signed with Arkansas after also considering Kansas and Missouri.

Hill signed with Arkansas after also considering Kansas and Missouri.

### PERSONAL:

Born Nov. 14, 1985, in Chanute, Kan., he is the son of Troy and the late Penny Hill. He is enrolled in the Fulbright College of Arts and Sciences. He played AAU ball with the Arkansas Wings. His father played basketball at Oral Roberts.

### Stan Heath on Steven Hill:

*"We're really excited about Steven and his future as a Razorback. His size, mobility and smarts allow him to grow at a fast rate and potentially be a force for years to come."*



## #4 DONTRELL JEFFERSON

Point Guard – 6-4 – 181  
Junior – JC – Lithonia, Ga. (Atlanta Metropolitan College)

### 2004-05 PREVIEW:

Jefferson should challenge for the starting point guard position. A true point guard, he will definitely be in the backcourt rotation.

### IN JUNIOR COLLEGE:

He was named to the All-Georgia Junior College Athletic Association Region XVII team after helping Atlanta Metropolitan College go 21-7 and finish second in the district at 8-4.

As a sophomore, he averaged 16.4 points, 6.7 rebounds, 9.2 assists and 3.4 steals per game. He ranked eighth in the GJCAA in scoring, 10th in rebounding, second in assists and third in steals. He was also fourth with an .804 free-throw percentage and 12th with a .454 field goal percentage.

As a freshman, Jefferson averaged 17.0 points and 6.0 assists per game for head coach Robert Prichett.

### IN HIGH SCHOOL:

Jefferson played four years at Stephenson High in Stone Mountain, Ga., for head coach Kerry Sandifer.

### PERSONAL:

Born Dec. 15, 1983, in Cordele, Ga., he is the son of Marvin Collier and Altanese Williams. He is majoring in sociology.

### Stan Heath on Dontrell Jefferson:

*"Dontrell is a pure point guard. He sees the floor well and gets the ball to teammates in great position. His two years of junior college should help him transition to major college."*







**#3 MARCUS MONK**

Guard / Forward – 6-6 – 225  
 Freshman – HS – Lepanto, Ark. (East Poinsett County HS)

**2004-05 PREVIEW:**

Monk is expected to join the basketball team following football season. He will play quality minutes and could make an immediate impact with his defense on the wing.

**IN HIGH SCHOOL:**

An all-state selection in both football and basketball, he plans to play both sports at Arkansas. The valedictorian of his class, he is considered by some publications as the top basketball prospect in the state. He was named the *Arkansas Democrat-Gazette's* Athlete of the Year for his senior season.

As a senior, he averaged 20.8 points, 16.4 rebounds, 4.9 assists, 3.8 blocked shots and 2.5 steals, and was named the *Arkansas Democrat-Gazette's* Mr. Basketball. He led his team to the Class AAA state championship and was named MVP of the tournament.

As a junior, he averaged 25.8 points and 15.7 rebounds after also averaging a double-double as a sophomore.

He won state basketball titles as a senior and a freshman.

Rivals.com rated him the No. 37 wing in the nation and the No. 142 overall prospect in the country.

As a senior in football, he made 72 receptions for 1,074 yards and 12 touchdowns. He caught 52 passes for 1,104 yards and 19 scores as a junior. Earlier this fall, he was named one of just four National High School Scholar-Athletes of the Year by The National Football Foundation and College Hall of Fame. The NFF selects four honorees from around the country who have exemplified the team "scholar-athlete" by succeeding in academics, football and citizenship during their high school careers.

**PERSONAL:**

Born April 26, 1986, he is the son of Dewayne Perry and Jackie Monk. A member of the national honor society, the math and science clubs, and the student council, he was the valedictorian of his class, graduating first.

**Stan Heath on Marcus Monk:**

*"He is a talented, versatile, smart athlete. He could end up being one of our best defensive players on the perimeter. The jury is still out as to how the football season will allow him to transition quickly, but I expect him to be a strong contributor."*



**#2 SAMMY MUNSEY**

Guard – 6-1 – 181  
 Freshman – HS – Little Rock, Ark. (Pulaski Academy)

**2004-05 PREVIEW:**

A good shooter and a good all-around athlete, he may earn minutes as a three-point threat.

**IN HIGH SCHOOL:**

A two-time all-state selection, he earned first-team All-Arkansas honors as a senior and was nominated for McDonald's All-America honors.

He averaged 23.0 points, 8.0 rebounds and 5.0 steals per game as a senior, leading Matt Daniel's club to a 31-5 finish. He averaged 18.0 points and 6.0 rebounds as a junior on a 34-1 team, and 15.0 points and 5.0 rebounds as a sophomore on another 34-1 team, both for head coach Scott Loucks.


A member of the Fellowship of Christian Athletes, he lettered in basketball four times and in track twice.

**PERSONAL:**

Born Jan. 6, 1986, in Little Rock, he is the son of Ruth Ann and David Munsey. He is enrolled in the Fulbright College of Arts and Sciences.

**Stan Heath on Sammy Munsey:**

*"Sammy is a very good three-point shooter. He's very deceptive in his athleticism and strength. We're very excited to have him and feel like he will help our team, especially in practice, but who knows what the future holds for him."*





**#21 CHARLES THOMAS**

Guard / Forward – 6-7 – 243  
 Freshman – HS – Jackson, Miss.  
 (Callaway HS)

**2004-05 PREVIEW:**

Thomas is expected to see considerable playing time this year. He may start out at power forward but also see time on the wing.

**IN HIGH SCHOOL:**

Thomas earned Nike All-America honors after being rated one of the top 20 players at the Nike Camp. He was rated the No. 13 power forward and the No. 45 overall prospect in the country by TheInsidersHoops.com. Rivals.com ranked him the No. 15 power forward and No. 56 overall prospect.

A first-team All-Mississippi selection by the *Clarion-Ledger*, Thomas averaged 27.4 points, 12.0 rebounds, 4.0 assists and 2.0 steals as a senior at Callaway for head coach Robert Stewart. He led his team to a 17-10 record and scored a school-record 56 points against Jim Hill High. As a junior, he played at Lanier and averaged 14.3 points and 7.4 rebounds. He was at Callaway as a sophomore and averaged 17.0 points and 8.0 rebounds.

He signed with Arkansas after also considering Florida State, Penn State, Georgia and Ole Miss.

**PERSONAL:**

Born Jan. 21, 1986, in Jackson, Miss., he is the son of Lynda Thomas and Billie Banks. He is enrolled in the Fulbright College of Arts and Sciences. His nickname is "Manimal."

**Stan Heath on Charles Thomas:**

*"He is a tough and rugged, but skilled frontcourt player. He's more comfortable as a power forward at this time, but he could eventually become a small forward. We're excited about the energy and intensity he brings to the court."*



**#5 DARIAN TOWNES**

Center – 6-10 – 250  
 Freshman – HS – Alexandria, Va.  
 (Hargrave Military Acad.)

**2004-05 PREVIEW:**

One of two key newcomers at center along with Steven Hill, Townes may start. Even if he doesn't start, he will see extensive playing time.

**IN HIGH SCHOOL:**

At Hargrave, a prep school in Chatham, Va., he averaged 12.0 points, 10.0 rebounds and 8.0 blocked shots last year.

As a senior at Archbishop Carroll High in Washington, D.C., he averaged 13.8 points, 11.0 rebounds and 8.0 blocked shots.

Following his senior season, Townes was rated the No. 59 overall prospect in the country by *Hoop Scoop*, No. 62 by TheInsidersHoops.com, No. 64 by *FutureStars*, No. 81 by *Prepstars* and No. 87 by Bob Gibbons' All-Star Sports. He was also ranked the No. 18 power forward by TheInsidersHoops.com.

Townes averaged 16.0 points and 11.0 rebounds as a junior. As a sophomore, he set the Virginia state record of 187 blocked shots, breaking the previous mark held by Alonzo Mourning. He had a single-game high of 16.

Playing for the U.S. All-Stars against the Baltimore All-Stars in the Marines Charm City Challenge on April 4 at Towson University, he had seven points, eight rebounds and five blocked shots in his team's 98-79 victory.

Townes signed with Georgetown before enrolling at Hargrave. Before signing with Arkansas, he also considered George Washington and Southern Cal.

**PERSONAL:**

Born July 31, 1984, he is the son of Youlanda Townes and John Deere. He is enrolled in the Fulbright College of Arts and Sciences.

**Stan Heath on Darian Townes:**

*"He is a multidimensional big man. He runs the court, has good hands and a good shooting touch, and along with his size, that makes him a player with a very good upside. As he continues to learn the game and gain experience, his talents could allow him great success during his Razorback career."*





**Ronnie Brewer Career Game-By-Game**

2003-04	Opponent	MP	FG	3FG	FT	REB	A	TO	Bl	St	Pts
+Nicholls St.	31	8-12	1-3	1-2	7	8	2	2	0	1	8
+Grambling St.	33	3-7	1-2	1-2	9	4	2	0	1	8	
+vs. Jacksonville	30	6-8	0-2	0-0	3	7	4	0	2	12	
+Oral Roberts	36	6-10	1-1	1-7	6	5	2	1	2	14	
+vs. Illinois	26	5-9	0-1	1-1	3	3	7	2	1	11	
+SE Missouri St.	24	6-8	1-1	1-3	4	2	0	0	2	14	
+La. Tech	34	6-12	0-1	2-4	5	1	3	0	2	14	
+Oklahoma St.	35	5-13	0-3	5-9	6	1	3	0	4	15	
+W. Carolina	35	5-17	0-4	5-11	10	4	1	1	4	15	
+at Tulsa	36	5-10	1-4	3-4	10	5	4	0	3	14	
+North Texas	21	6-11	2-4	0-0	5	3	1	0	3	14	
+LSU	31	3-8	0-3	0-4	7	1	1	0	2	6	
+at Mississippi St.	36	5-9	1-3	3-5	7	5	3	1	2	14	
+at Alabama	32	3-8	2-3	1-3	9	4	6	2	5	9	
+Ole Miss	35	3-9	0-2	10-12	6	2	3	0	1	16	
+at Auburn	32	2-9	0-3	2-3	5	3	3	0	2	6	
+Vanderbilt	33	7-9	1-2	6-6	3	4	4	0	1	21	
+at Georgia	34	6-13	1-2	2-6	3	4	1	1	5	15	
+Auburn	34	4-8	0-1	2-7	5	3	1	1	1	10	
+at LSU	37	3-6	3-5	4-8	6	0	3	1	0	13	
+at Tennessee	31	1-6	0-0	3-4	2	1	2	0	1	5	
+Mississippi St.	35	4-9	1-2	0-0	3	8	1	0	1	9	
+at Kentucky	24	2-7	0-3	5-7	4	1	4	1	1	9	
+South Carolina	36	6-10	1-4	4-5	5	5	2	3	4	17	
+Florida	38	7-13	0-3	9-12	7	4	1	0	6	23	
+Alabama	42	5-12	0-1	2-2	7	5	0	2	2	12	
+at Ole Miss	34	2-6	0-1	1-2	6	2	2	1	4	5	
+vs. South Carolina	22	1-1	0-0	0-0	0	0	3	1	0	2	
<b>Totals</b>	<b>907</b>	<b>125-260</b>	<b>17-64</b>	<b>74-129</b>	<b>153</b>	<b>94</b>	<b>72</b>	<b>20</b>	<b>57</b>	<b>341</b>	

+ - games started  
 \* - Southeastern Conference games  
 # - SEC Tournament games

**Preston Cranford Career Game-By-Game**

2003-04	Opponent	MP	FG	3FG	FT	REB	A	TO	Bl	St	Pts
Nicholls St.	1	0-0	0-0	0-0	0	1	0	0	0	0	0
Grambling St.	4	0-1	0-1	0-0	0	0	0	1	0	0	0
vs. Jacksonville	2	0-1	0-1	0-0	0	0	0	0	0	0	0
Oral Roberts	DNP										
vs. Illinois	2	0-0	0-0	1-2	0	0	0	0	0	1	
SE Missouri St.	DNP										
La. Tech	1	0-0	0-0	0-0	0	0	0	0	0	0	0
Oklahoma St.	DNP										
W. Carolina	DNP										
at Tulsa	DNP										
North Texas	7	1-1	1-1	0-0	1	0	0	1	0	3	
*LSU	DNP										
*at Mississippi St.	1	0-0	0-0	0-0	0	0	0	0	0	0	0
*at Alabama	DNP										
*Ole Miss	1	0-0	0-0	0-0	0	0	0	0	0	0	0
*at Auburn	DNP										
*Vanderbilt	DNP										
*at Georgia	2	0-1	0-1	0-0	1	0	0	0	0	0	0
*Auburn	1	1-1	1-1	1-2	0	0	0	0	0	4	
*at LSU	0	0-0	0-0	0-0	0	0	0	0	0	0	0
*at Tennessee	DNP										
*Mississippi St.	3	0-0	0-0	0-0	0	0	0	0	0	0	0
*at Kentucky	DNP										
*South Carolina	DNP										
*Florida	2	0-1	0-1	0-0	0	0	0	0	0	0	0
*Alabama	DNP										
*at Ole Miss	0	0-0	0-0	0-0	0	0	0	0	0	0	0
*vs. South Carolina	0	0-1	0-0	0-0	0	0	0	0	0	0	0
<b>Totals</b>	<b>28</b>	<b>2-7</b>	<b>2-6</b>	<b>2-4</b>	<b>2</b>	<b>1</b>	<b>0</b>	<b>2</b>	<b>0</b>	<b>8</b>	

+ - games started  
 \* - Southeastern Conference games  
 # - SEC Tournament games

**Eric Ferguson Career Game-By-Game**

2003-04	Opponent	MP	FG	3FG	FT	REB	A	TO	Bl	St	Pts
Nicholls St.	25	4-7	2-4	2-3	2	3	2	0	4	12	
Grambling St.	26	3-4	1-2	0-0	1	2	1	1	1	7	
+vs. Jacksonville	13	3-8	2-3	0-0	3	1	1	0	0	8	
Oral Roberts	34	6-11	1-5	5-6	4	2	1	0	4	18	
+vs. Illinois	23	0-3	0-2	2-2	1	1	1	0	2		
+SE Missouri St.	34	5-10	2-5	6-7	2	3	2	0	1	18	
+La. Tech	13	2-5	0-2	0-0	5	2	0	1	4		
+Oklahoma St.	28	4-11	2-5	0-0	2	2	0	0	3	10	
+W. Carolina	26	3-9	1-2	0-1	3	3	3	0	0	7	
+at Tulsa	34	2-9	1-4	7-8	7	4	3	1	1	12	
+North Texas	25	4-7	1-3	2-2	3	8	1	0	4	11	
+LSU	35	4-14	2-6	0-0	3	6	4	1	0	10	
+at Mississippi St.	32	1-5	0-3	2-2	0	0	3	0	0	4	
+at Alabama	14	0-6	0-1	0-0	3	1	5	0	0	0	
+Ole Miss	30	4-7	3-4	8-8	3	3	4	1	0	19	
+at Auburn	31	8-17	2-5	0-0	2	6	0	4	18		
+Vanderbilt	20	0-3	0-1	0-0	2	5	1	0	1	0	
+at Georgia	21	0-4	0-3	1-2	4	0	1	0	1	1	
*Auburn	31	3-7	2-2	1-2	5	1	0	3	9		
*at LSU	31	1-6	0-3	0-0	4	5	2	0	1	2	
*at Tennessee	31	0-5	0-1	0-0	1	5	0	0	2	0	
*Mississippi St.	28	3-7	2-4	0-0	0	3	3	0	4	11	
+at Kentucky	24	4-6	2-2	2-2	0	0	2	1	0	12	
+South Carolina	15	2-4	1-3	0-0	4	2	3	0	1	5	
+Florida	18	1-4	0-2	0-0	1	1	1	0	0	2	
*Alabama	24	2-4	1-2	2-2	1	3	0	0	1	8	
+at Ole Miss	33	2-9	0-2	4-5	2	4	1	0	1	8	
+vs. South Carolina	25	4-10	1-4	4-4	5	2	1	0	1	13	
<b>Totals</b>	<b>724</b>	<b>75-202</b>	<b>29-85</b>	<b>48-56</b>	<b>73</b>	<b>78</b>	<b>55</b>	<b>6</b>	<b>37</b>	<b>227</b>	

+ - games started  
 \* - Southeastern Conference games  
 # - SEC Tournament games



Preston Cranford saw action in 15 games last year, including eight conference contests.


**Olu Famutimi Career Game-By-Game**

2003-04	Opponent	MP	FG	3FG	FT	REB	A	TO	Bl	St	Pts
Nicholls St.	20	1-6	0-0	5-6	4	0	2	1	1	7	
Grambling St.	17	4-7	0-0	2-2	3	1	1	0	1	10	
vs. Jacksonville	22	2-4	1-2	3-4	3	3	3	1	2	8	
Oral Roberts	17	1-5	1-2	0-0	4	0	3	2	0	3	
vs. Illinois	27	3-11	0-2	5-9	8	2	5	0	2	11	
+SE Missouri St.	27	4-10	2-5	2-2	3	0	4	1	0	12	
+La. Tech	31	4-8	0-1	1-3	7	2	2	1	1	9	
+Oklahoma St.	18	0-4	0-1	2-7	1	0	3	0	1	2	
W. Carolina	13	0-4	0-1	0-0	4	0	4	0	0	0	
at Tulsa	DNP										
North Texas	18	1-7	0-1	0-0	2	0	0	0	0	2	
*LSU	13	1-7	0-1	0-0	1	0	2	0	0	2	
*at Mississippi St.	16	2-5	0-1	0-0	3	0	2	1	1	4	
*at Alabama	17	4-8	1-3	0-1	5	0	0	1	0	9	
*Ole Miss	16	0-3	0-1	0-0	3	0	1	0	0	0	
*at Auburn	21	5-10	2-4	2-2	7	0	1	0	2	14	
*Vanderbilt	23	2-4	1-3	0-0	2	1	1	0	1	5	
*at Georgia	20	3-7	0-2	0-1	5	0	2	0	1	6	
+Auburn	23	3-8	1-3	0-0	2	4	0	0	2	7	
+at LSU	19	2-5	0-0	2-2	1	0	2	0	0	6	
+at Tennessee	30	8-15	2-6	0-0	5	1	3	0	3	18	
*Mississippi St.	22	2-7	0-1	0-0	1	0	1	0	2	4	
+at Kentucky	27	3-11	0-2	0-0	3	0	1	0	1	6	
+South Carolina	24	4-5	0-0	2-2	6	4	1	0	0	10	
+Florida	18	4-11	0-2	1-2	1	3	1	0	0	9	
+Alabama	25	4-8	1-3	1-2	2	1	1	0	1	10	
+at Ole Miss	13	1-3	0-1	1-4	1	0	2	0	1	3	
+vs. South Carolina	32	2-10	0-3	9-10	7	0	2	0	0	13	
<b>Totals</b>	<b>569</b>	<b>70-193</b>	<b>12-51</b>	<b>38-59</b>	<b>94</b>	<b>22</b>	<b>49</b>	<b>9</b>	<b>23</b>	<b>190</b>	

+ - games started  
 \* - Southeastern Conference games  
 # - SEC Tournament games

**2002-03**

Opponent	MP	FG	3FG	FT	REB	A	TO	Bl	St	Pts
+Jackson St.	22	3-7	1-4	2-3	6	4	3	0	4	9
+at Oral Roberts	31	4-16	1-4	2-3	4	1	4	0	2	11
+Tulsa	30	4-13	3-7	3-4	1	2	1	0	0	14
+Troy St.	38	6-13	3-7	0-2	4	6	6	1	0	15
+Illinois	30	4-12	3-6	0-0	4	2	9	0	2	11
+La. Tech	33	5-15	3-8	3-5	4	5	2	0	3	16
+Sam Houston St.	33	4-9	1-4	2-4	4	5	4	0	4	11
+Southwest Texas St.	34	3-15	1-9	7-8	5	7	6	0	2	14
+Centenary	29	5-10	2-6	1-2	2	5	5	0	3	13
+at Oklahoma St.	33	3-9	0-5	2-3	4	1	6	0	0	8
+Memphis	36	6-12	1-3	1-3	1	2	2	0	4	14
+at Alabama	28	1-6	0-3	0-0	3	2	3	0	0	2
*Auburn	34	2-9	0-5	0-2	3	4	7	0	3	4
*Georgia	36	5-12	2-6	5-8	1	4	1	0	0	17
+LSU	35	6-10	3-5	4-6	3	2	7	0	3	19
+at Ole Miss	37	2-5	1-2	4-5	6	3	11	0	1	9
+at Florida	35	3-10	1-6	0-0	3	3	1</			



**Vincent Hunter Career Game-By-Game**

2003-04	MP	FG	3FG	FT	REB	A	TO	BI	St	Pts
Opponent										
+Nicholls St.	24	2-2	0-0	5-6	5	1	1	2	0	9
+Grambling St.	20	4-7	0-0	0-0	3	0	0	1	0	8
+vs. Jacksonville	26	3-5	0-0	0-0	3	1	1	1	1	6
+Oral Roberts	16	4-4	0-0	0-4	7	0	1	1	0	4
+vs. Illinois	14	0-3	0-0	2-2	6	0	3	0	0	2
DNP										
SE Missouri St.	DNP									
La. Tech	DNP									
Oklahoma St.	DNP									
W. Carolina	DNP									
at Tulsa	8	0-0	0-0	0-0	1	0	0	0	0	0
North Texas	14	0-2	0-0	3-4	2	1	0	1	1	3
*LSU	13	1-3	0-0	1-2	3	0	1	2	0	3
*at Mississippi St.	8	0-0	0-0	1-2	2	0	3	0	1	1
*at Alabama	21	3-5	0-0	1-2	4	1	0	2	0	7
*Ole Miss	27	1-3	0-0	12-14	9	0	0	1	0	14
*at Auburn	23	2-2	0-0	2-4	6	1	2	2	0	6
*Vanderbilt	22	0-1	0-0	1-2	4	0	0	3	0	1
*at Georgia	29	1-1	0-0	1-2	5	1	2	2	1	3
*+ Auburn	19	1-2	0-0	0-0	4	1	3	2	0	2
*+ at LSU	11	0-2	0-0	0-0	1	0	0	0	0	0
*+ at Tennessee	6	0-2	0-0	0-0	0	0	0	1	0	0
*Mississippi St.	1	0-0	0-0	0-0	0	0	0	0	0	0
*at Kentucky	7	0-0	0-0	0-0	0	0	0	1	0	0
*South Carolina	4	1-2	0-0	1-1	3	0	1	0	0	3
*Florida	3	0-0	0-0	0-0	0	0	0	0	0	0
*+ Alabama	21	0-2	0-0	1-2	1	0	1	0	2	1
*at Ole Miss	10	1-1	0-0	1-2	1	0	0	0	0	3
*vs. South Carolina	22	2-4	0-0	6-6	6	0	0	0	0	10
Totals	369	26-53	0-0	38-55	76	7	19	22	6	90

+ - games started  
 \* - Southeastern Conference games  
 # - SEC Tournament games



Vincent Hunter shot 50 percent from the floor at home last year (14-28), 53.8 percent on the road (7-13) and 41.7 percent at neutral sites (5-12).

**Matt Jones Career Game-By-Game**

2003-04	MP	FG	3FG	FT	REB	A	TO	BI	St	Pts
Opponent										
Nicholls St.	Playing football									
Grambling St.	Playing football									
+vs. Jacksonville	Playing football									
Oral Roberts	Playing football									
+vs. Illinois	Playing football									
SE Missouri St.	Playing football									
La. Tech	Playing football									
Oklahoma St.	Playing football									
W. Carolina	Playing football									
at Tulsa	Playing football									
North Texas	11	1-4	0-1	0-0	2	2	0	1	0	2
*LSU	DNP									
*at Mississippi St.	15	0-3	0-0	0-0	2	3	1	0	3	0
*at Alabama	1	0-0	0-0	0-0	0	0	0	0	0	0
*Ole Miss	6	1-2	0-0	0-0	0	0	0	1	0	2
*at Auburn	13	2-3	0-1	0-0	2	0	0	0	1	4
*Vanderbilt	16	2-3	0-0	0-0	6	0	1	0	1	4
*at Georgia	20	1-1	0-0	1-4	3	1	3	0	1	3
*+ Auburn	24	4-5	1-1	2-2	0	2	2	0	3	11
*+ at LSU	34	7-11	0-1	0-1	10	1	4	0	2	14
*+ at Tennessee	36	3-8	1-1	0-0	7	7	0	2	1	7
*+ Mississippi St.	35	4-11	1-4	0-0	10	4	1	0	3	9
*+ at Kentucky	28	2-3	0-1	0-1	9	0	2	0	1	4
*+ South Carolina	34	1-3	1-2	0-0	4	3	3	0	1	3
*+ Florida	31	3-6	0-1	0-1	6	1	2	1	4	6
*+ Alabama	42	5-10	0-1	0-0	8	2	5	0	1	10
*+ at Ole Miss	23	2-7	0-1	0-0	7	0	2	0	1	4
*+vs. South Carolina	16	1-2	0-0	0-0	0	1	0	0	1	2
Totals	385	39-82	4-15	3-9	76	27	26	3	24	85

2002-03 - Did not play basketball

2001-02	MP	FG	3FG	FT	REB	A	TO	BI	St	Pts
Opponent										
Maine	Playing football									
Wake Forest	Playing football									
Oral Roberts	Playing football									
at Tulsa	Playing football									
Oklahoma	Playing football									
Southwest Texas St.	Playing football									
at Illinois	Playing football									
UNC-Greensboro	Playing football									
UT-Chattanooga	Playing football									
Oklahoma St.	Playing football									
Elon	Playing football									
at Memphis	Playing football									
*at Auburn	Playing football									
*Mississippi St.	1	1-1	0-0	0-0	0	0	0	0	0	2
*at LSU	DNP									
*South Carolina	DNP									
*Ole Miss	1	0-0	0-0	0-0	0	0	0	0	0	0
*at Georgia	3	1-1	0-0	0-3	1	0	1	0	0	2
*Florida	DNP									
*at Alabama	DNP									
*Auburn	DNP									
*+ at Ole Miss	14	3-5	0-0	1-2	3	0	1	1	0	7
*+ at Tennessee	21	3-10	0-0	1-2	4	4	2	0	0	7
*LSU	18	1-5	0-0	1-3	2	2	1	0	0	3
*Alabama	15	4-7	0-0	0-4	4	1	1	0	0	8
*at Kentucky	18	3-7	0-0	0-3	4	2	1	0	2	6
*at Mississippi St.	14	2-3	0-0	0-1	4	1	0	0	2	4
*Vanderbilt	8	2-2	0-0	1-3	1	0	1	0	1	5
*Tennessee	5	1-3	0-0	0-0	2	0	0	0	0	2
Totals	118	21-44	0-0	4-21	25	10	8	1	5	46

+ - games started  
 \* - Southeastern Conference games  
 # - SEC Tournament games

**Michael Jones Career Game-By-Game**

2003-04	MP	FG	3FG	FT	REB	A	TO	BI	St	Pts
Opponent										
Nicholls St.	10	1-2	1-2	0-0	1	0	0	0	0	3
Grambling St.	10	0-3	0-2	1-2	1	0	2	1	0	1
+vs. Jacksonville	13	2-5	0-1	0-0	6	0	0	0	0	4
Oral Roberts	15	1-4	1-4	1-2	2	1	0	0	0	4
+vs. Illinois	6	0-2	0-1	1-2	0	0	1	1	0	1
SE Missouri St.	DNP									
La. Tech	4	1-2	0-0	0-1	1	0	1	0	0	2
Oklahoma St.	1	0-1	0-1	0-0	0	0	0	0	0	0
W. Carolina	12	2-3	1-1	0-0	2	0	2	0	0	5
at Tulsa	3	0-2	0-1	0-0	0	0	0	0	0	0
North Texas	7	3-4	1-1	1-1	2	0	0	0	0	8
*LSU	1	0-0	0-0	0-0	0	0	0	0	0	0
*at Mississippi St.	7	0-1	0-1	0-0	0	0	0	0	0	0
*at Alabama	9	3-5	1-2	0-0	0	0	0	0	0	7
*Ole Miss	2	0-0	0-0	0-0	0	0	0	0	0	0
*at Auburn	1	0-1	0-1	0-0	0	0	0	0	0	0
*+ Vanderbilt	33	5-15	2-7	6-6	7	1	2	0	1	18
*+ at Georgia	7	1-3	0-1	0-0	1	0	0	0	0	2
*Auburn	23	6-7	5-6	0-0	4	2	2	0	0	17
*at LSU	21	2-10	2-8	1-2	4	1	2	1	1	7
*at Tennessee	23	5-13	3-9	0-0	4	0	0	0	1	13
*Mississippi St.	11	0-2	0-2	2-2	1	0	0	0	0	2
*at Kentucky	6	0-2	0-1	2-2	1	1	0	0	0	2
*South Carolina	DNP									
*Florida	17	2-6	0-3	2-4	3	0	0	0	0	6
*Alabama	5	0-0	0-0	0-0	0	2	0	0	0	0
*at Ole Miss	3	3-6	3-5	0-0	1	0	0	0	0	9
*vs. South Carolina	18	5-13	3-8	2-3	2	0	1	1	0	15
Totals	262	42-112	23-68	19-27	43	8	13	4	3	126

2002-03

2002-03	MP	FG	3FG	FT	REB	A	TO	BI	St	Pts
Opponent										
Jackson St.	20	3-7	1-2	5-6	5	0	4	1	0	12
at Oral Roberts	28	5-7	4-6	0-1	6	1	4	1	1	14
Tulsa	23	2-6	0-2	0-0	2	1	1	0	0	4
+Troy St.	18	1-5	1-4	2-2	1	0	2	2	1	5
Illinois	15	1-3	1-1	0-0	0	1	1	0	0	3
La. Tech	7	0-2	0-2	0-0	0	0	0	0	0	0
Sam Houston St.	18	1-6	1-4	0-0	4	0	1	1	0	3
Southwest Texas St.	8	0-3	0-3	1-2						



Rashard Sullivan Career Game-By-Game

Opponent	MP	FG	3FG	FT	REB	A	TO	Bl	St	Pts
Nicholls St.	12	0-0	0-0	0-0	3	0	1	0	1	0
Grambling St.	21	0-2	0-0	2-2	3	1	1	1	1	2
vs. Jacksonville	11	0-1	0-0	0-0	0	0	0	1	1	0
Oral Roberts	19	0-0	0-0	0-0	3	3	0	0	0	0
vs. Illinois	21	2-2	0-0	0-2	5	1	0	1	0	4
+SE Missouri St.	13	0-0	0-0	0-0	2	2	1	1	1	0
La. Tech	12	1-1	0-0	0-0	4	1	4	2	1	2
Oklahoma St.	24	0-1	0-0	0-0	5	2	0	3	2	0
+W. Carolina	32	1-2	0-0	1-4	12	0	2	3	1	3
+at Tulsa	30	2-5	0-0	1-2	5	2	2	2	1	5
+North Texas	14	3-3	0-0	1-1	3	2	0	2	1	6
+LSU	27	1-5	0-0	0-2	7	1	0	2	1	2
+at Mississippi St.	6	0-0	0-0	0-2	0	0	2	1	0	0
+at Alabama	11	0-1	0-0	0-0	2	1	0	0	1	0
+Ole Miss	5	0-1	0-0	0-0	1	0	1	1	0	0
+at Auburn	7	0-0	0-0	0-0	0	0	0	0	0	0
*Vanderbilt	DNP									
*at Georgia	3	0-0	0-0	0-0	1	0	0	0	1	0
*Auburn	2	1-1	0-0	0-0	1	0	0	0	0	2
*at LSU	9	0-2	0-0	0-0	3	0	0	0	0	0
*at Tennessee	DNP									
*at Kentucky	9	1-1	0-0	0-0	0	2	0	0	0	2
*Mississippi St.	9	0-1	0-0	0-1	2	0	0	0	0	0
*South Carolina	4	1-2	0-0	0-0	1	0	1	1	1	2
*Florida	10	0-0	0-0	0-0	4	0	0	0	1	0
*Alabama	7	0-0	0-0	0-0	1	0	0	0	0	0
+at Ole Miss	30	0-2	0-0	1-1	9	1	2	5	0	0
#vs. South Carolina	6	0-0	0-0	0-0	0	0	2	1	0	0
<b>Totals</b>	<b>354</b>	<b>13-33</b>	<b>0-0</b>	<b>4-17</b>	<b>77</b>	<b>19</b>	<b>18</b>	<b>28</b>	<b>16</b>	<b>30</b>

2002-03

Opponent	MP	FG	3FG	FT	REB	A	TO	Bl	St	Pts
Jackson St.	14	0-3	0-0	1-8	4	0	3	1	2	1
at Oral Roberts	13	0-3	0-0	0-0	5	1	0	1	0	0
Tulsa	5	0-1	0-0	0-0	3	0	0	0	0	0
Troy St.	6	0-1	0-0	0-2	0	0	0	0	0	0
Illinois	22	1-1	0-0	0-0	4	0	3	0	0	2
+La. Tech	30	5-6	0-0	2-1	2	1	3	1	1	10
+Sam Houston St.	17	3-5	0-0	1-3	4	2	2	1	1	7
+Southwest Texas St.	18	1-2	0-0	1-2	4	1	3	0	1	3
+Centenary	19	3-4	0-0	0-0	5	3	2	3	0	6
+at Oklahoma St.	15	1-2	0-0	1-2	2	0	2	0	0	3
Memphis	5	0-0	0-0	0-0	0	0	1	0	1	0
*at Alabama	5	0-1	0-0	0-0	1	0	1	0	0	0
*Auburn	11	0-1	0-0	0-0	2	1	2	0	0	0
*Georgia	20	0-3	0-0	2-2	6	0	3	1	0	2
*LSU	10	1-3	0-0	0-0	0	0	1	0	0	2
*at Ole Miss	8	1-3	0-0	2-3	1	0	0	1	0	4
*at Florida	2	0-0	0-0	1-2	0	0	0	0	0	1
*Alabama	3	0-0	0-0	0-0	0	0	0	0	0	0
*at Mississippi St.	20	0-5	0-0	3-4	2	2	0	0	1	3
*Tennessee	5	0-0	0-0	0-2	1	0	0	0	0	0
*at South Carolina	1	0-0	0-0	0-0	0	0	0	0	0	0
*Kentucky	5	0-0	0-0	0-0	2	0	1	0	1	0
*at LSU	13	2-4	0-0	0-0	8	0	1	2	1	4
*at Vanderbilt	23	2-5	0-0	0-0	9	0	1	0	0	4
*Mississippi St.	11	1-1	0-0	0-0	2	0	2	0	0	2
*at Auburn	33	4-6	0-0	0-2	10	0	1	1	0	8
*Ole Miss	22	0-1	0-0	0-0	5	0	0	2	0	0
#LSU	18	3-9	0-0	0-2	7	0	1	0	2	6
<b>Totals</b>	<b>374</b>	<b>28-70</b>	<b>0-0</b>	<b>12-34</b>	<b>89</b>	<b>11</b>	<b>33</b>	<b>14</b>	<b>13</b>	<b>68</b>

+ - games started  
\* - Southeastern Conference games  
# - SEC Tournament games

2002-03

Opponent	MP	FG	3FG	FT	REB	A	TO	Bl	St	Pts
Jackson St.	18	4-9	1-2	2-4	13	0	4	0	3	11
at Oral Roberts	19	2-6	0-1	0-1	2	0	0	0	2	4
Tulsa	15	5-6	1-2	1-2	6	0	1	0	1	12
Troy St.	24	3-6	0-2	4-9	6	1	1	0	0	10
+Illinois	22	4-5	1-2	2-2	6	0	1	0	0	11
+La. Tech	26	7-11	2-4	3-6	3	0	0	0	0	19
+Sam Houston St.	24	8-12	1-3	2-2	3	4	2	0	1	19
+Southwest Texas St.	11	4-5	0-1	0-0	0	2	0	0	0	8
+Centenary	28	7-11	1-2	0-0	4	1	3	0	1	15
+at Oklahoma St.	32	3-7	1-3	2-2	2	2	4	0	2	9
+Memphis	33	3-7	0-2	3-4	5	1	2	1	1	9
+*at Alabama	25	4-7	1-3	1-2	4	0	4	0	3	10
*Auburn	19	3-7	0-2	0-1	4	0	4	0	0	6
*Georgia	22	3-10	1-4	1-3	5	0	0	0	0	8
*LSU	16	1-2	1-2	5-6	2	0	2	0	1	8
+*at Ole Miss	30	5-8	0-2	3-4	3	3	3	1	2	13
+*at Florida	34	7-12	5-6	7-9	5	0	2	0	2	26
+*Alabama	37	8-19	4-6	6-7	5	2	3	0	2	26
+*at Mississippi St.	30	1-11	0-4	2-2	4	0	0	0	0	4
+*Tennessee	33	7-12	1-4	2-3	4	1	2	0	2	17
+*at South Carolina	28	6-10	2-2	3-4	5	0	3	0	2	17
+*Tennessee	28	3-13	1-4	3-5	5	0	2	0	0	10
+*at LSU	21	4-15	0-3	0-0	6	0	0	0	0	8
+*at Vanderbilt	19	4-9	2-4	2-2	6	0	2	0	1	12
+*Mississippi St.	27	3-7	2-5	0-2	7	2	1	0	0	8
+*at Auburn	24	1-7	0-2	0-0	2	0	3	0	2	2
*Ole Miss	21	1-6	0-4	1-2	4	0	2	0	0	3
*LSU	22	6-12	3-5	3-4	4	0	0	0	1	18
<b>Totals</b>	<b>688</b>	<b>117-252</b>	<b>31-86</b>	<b>58-88</b>	<b>125</b>	<b>17</b>	<b>53</b>	<b>2</b>	<b>29</b>	<b>323</b>

+ - games started  
\* - Southeastern Conference games  
# - SEC Tournament games

2001-02

Opponent	MP	FG	3FG	FT	REB	A	TO	Bl	St	Pts
Maine	8	2-5	0-0	0-0	2	0	0	0	0	4
Wake Forest	1	0-1	0-1	0-0	0	0	0	0	0	0
Oral Roberts	4	0-1	0-0	0-0	2	0	1	0	0	0
at Tulsa	1	0-0	0-0	0-0	0	0	0	0	0	0
Oklahoma	5	2-4	1-3	0-0	1	0	0	0	0	5
Southwest Texas St.	14	2-3	0-0	3-5	2	2	2	0	0	7
at Illinois	22	4-7	1-4	0-0	5	1	1	0	0	9
UNC-Greensboro	18	4-5	0-0	4-4	3	1	1	2	0	12
UT-Chattanooga	13	2-4	0-2	1-2	4	0	1	0	0	5
Oklahoma St.	9	1-2	1-2	0-0	0	1	2	0	0	3
Elon	7	2-4	1-2	1-1	1	0	0	0	0	6
at Memphis	7	1-1	1-1	0-0	1	1	0	0	0	3
*at Auburn	3	0-1	0-0	0-0	1	0	1	0	0	0
*Mississippi St.	5	2-4	0-0	0-0	2	2	0	0	0	4
*at LSU	3	0-2	0-0	0-0	0	0	0	0	0	0
*South Carolina	4	0-0	0-0	2-2	0	0	0	0	0	2
*Ole Miss	2	0-0	0-0	0-0	0	0	1	0	0	0
*at Georgia	3	2-4	0-1	0-0	0	0	0	0	0	4
*Florida	21	5-9	1-3	4-4	3	0	1	0	1	15
*at Alabama	29	6-13	1-3	5-7	10	0	2	0	0	18
*Auburn	18	3-6	1-2	0-0	0	0	2	1	0	7
*at Ole Miss	DNP									
*at Tennessee	15	3-7	2-3	0-0	3	0	2	0	0	8
*LSU	5	0-1	0-0	0-0	0	0	0	0	0	0
*Alabama	DNP									
*at Kentucky	1	0-1	0-1	1-2	0	0	0	0	0	1
*at Mississippi St.	DNP									
*Vanderbilt	3	1-2	0-1	0-0	1	0	1	0	0	2
*Tennessee	DNP									
<b>Totals</b>	<b>221</b>	<b>42-87</b>	<b>10-30</b>	<b>21-27</b>	<b>41</b>	<b>8</b>	<b>18</b>	<b>3</b>	<b>1</b>	<b>115</b>


+ - games started  
\* - Southeastern Conference games  
# - SEC Tournament games

Jonathon Modica Career Game-By-Game

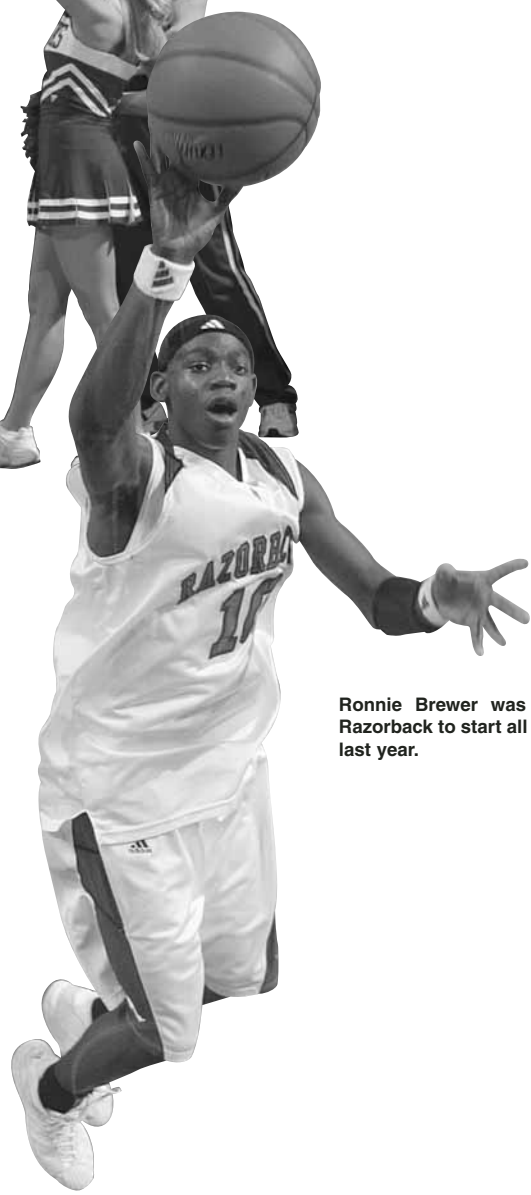
2003-04

Opponent	MP	FG	3FG	FT	REB	A	TO	Bl	St	Pts
+Nicholls St.	25	11-16	2-3	2-2	3	1	4	0	0	26
+Grambling St.	18	5-7	1-1	8-8	2	0	4	0	1	19
+vs. Jacksonville	25	10-13	1-1	2-3	5	3	4	0	1	23
+Oral Roberts	31	6-12	0-3	6-9	3	2	3	0	3	18
+vs. Illinois	34	6-11	1-3	7-10	3	0	2	0	1	20
+SE Missouri St.	36	6-14	2-4	6-8	8	3	3	0	1	20
+La. Tech	33	6-14	1-4	9-9	3	2	3	0	2	22
+Oklahoma St.	37	9-16	0-5	5-7	6	4	3	0	0	23
+W. Carolina	23	1-7	0-3	2-2	5	0	3	0	1	4
+at Tulsa	34	7-19	5-7	9-11	7	0	2	1	1	28
+North Texas	21	5-12	1-3	2-3	2	1	0	0	0	13
+*LSU	31	4-15	2-7	1-2	4	1	3	0	0	9
+*at Mississippi St.	26	4-10	0-4	1-2	4	1	3	0	0	9
*at Alabama	29	6-13	2-5	3-4	3	1	2	0	1	17
*Ole Miss	31	4-9	2-4	7-8	7	1	2	0	4	17
+*at Auburn	29	4-11	1-5	0-0	6	1	1	0	0	9
+*Vanderbilt	32	7-12	4-6	3-5	3	1	2	1	0	21
+*at Georgia	30	7-13	0-2	3-4	3	0	2	0	2	18
+*Auburn	29	3-12	0-4	2-2	4	1	1	0	1	8
+*at LSU	31	2-11	1-5	0-0	3	2	0	0	0	5
+*at Tennessee	27	4-10	3-7	0-0	3	1	1	0	0	11
+*Mississippi St.	37	12-19	3-7	6-11	4	1	1	0	0	33
+*at Kentucky	31	5-15								

Nine returning lettermen, including four returning starters, plus a big recruiting class ranked No. 13 by Rivals.com and No. 16 by *Hoop Scoop* should give the Hogs plenty to cheer about in 2005.



Olu Famutimi and Ronnie Brewer were named to the SEC's all-freshman squad.



Ronnie Brewer was the only Razorback to start all 28 games last year.

RADIO/TV CHARTS .....44  
 ROSTERS .....45  
 OUTLOOK/NOTES .....46



# ARKANSAS

## RADIO/TV CHART



**No. 1  
Michael Jones**  
Guard / Forward  
6-9, 222, SR, 3L  
Little Rock, Ark.  
Parkview HS



**No. 2  
Sammy Munsey**  
Guard  
6-1, 181, FR, HS  
Little Rock, Ark.  
Pulaski Academy



**No. 3  
Marcus Monk**  
Guard / Forward  
6-6, 225, FR, HS  
Lepanto, Ark.  
East Poinsett County HS



**No. 4  
Dontell Jefferson**  
Point Guard  
6-4, 181, JR, JC  
Lithonia, Ga.  
Atlanta Metropolitan  
College



**No. 5  
Darian Townes**  
Center  
6-10, 250, FR, HS  
Alexandria, Va.  
Hargrave Military  
Academy



**No. 10  
Ronnie Brewer**  
Guard  
6-7, 210, SO, 1L  
Fayetteville, Ark.  
Fayetteville HS



**No. 15  
Eric Ferguson**  
Guard  
6-1, 203, JR, 2L  
Long Island, N.Y.  
Milford (Conn.) Academy



**No. 20  
Rashard Sullivan**  
Forward  
6-8, 239, JR, 2L  
Ft. Lauderdale, Fla.  
St. Thomas Aquinas HS



**No. 21  
Charles Thomas**  
Forward  
6-7, 243, FR, HS  
Jackson, Miss.  
Callaway HS



**No. 22  
Preston Cranford**  
Guard  
6-7, 195, SO, 1L  
Heber Springs, Ark.  
Heber Springs HS



**No. 23  
Olu Famutimi**  
Guard/Forward  
6-5, 212, SO, 1L  
Flint, Mich.  
Northwestern HS



**No. 24  
Jonathon Modica**  
Guard/Forward  
6-4, 212, JR, 2L  
Smackover, Ark.  
Smackover HS



**No. 33  
Vincent Hunter**  
Forward  
6-10, 214, SO, 1L  
Little Rock, Ark.  
J.A. Fair HS



**No. 51  
Steven Hill**  
Center  
7-0, 233, FR, HS  
Branson, Mo.  
Branson HS



**Matt Jones**  
Forward  
6-6, 237, JR, 2L  
Fort Smith, Ark.  
Northside HS



# 2004-05

## ARKANSAS ROSTERS

### ALPHABETICAL

No.	Player	Pos.	Ht.	Wt.	Class-Exp.	Hometown (Previous School)
10	Ronnie Brewer	G	6-7	210	SO-1L	Fayetteville (Fayetteville HS), Ark.
22	Preston Cranford	G	6-7	195	SO-1L	Heber Springs (Heber Springs HS), Ark.
23	Olu Famutimi	G/F	6-5	212	SO-1L	Flint (Northwestern HS), Mich.
15	Eric Ferguson	PG	6-1	203	JR-2L	Long Island (Milford [Conn.] Academy), N.Y.
51	Steven Hill	C	7-0	233	FR-HS	Branson (Branson HS), Mo.
33	Vincent Hunter	F	6-10	214	SO-1L	Little Rock (J.A. Fair HS), Ark.
4	Dontell Jefferson	PG	6-4	181	JR-JC	Lithonia (Atlanta Metropolitan College), Ga.
	*Matt Jones	F	6-6	237	JR-2L	Fort Smith (Northside HS), Ark.
1	Michael Jones	G/F	6-9	222	SR-3L	Little Rock (Parkview HS), Ark.
24	Jonathon Modica	G/F	6-4	212	JR-2L	Smackover (Smackover HS), Ark.
3	*Marcus Monk	G/F	6-6	225	FR-HS	Lepanto (East Poinsett County HS), Ark.
2	Sammy Munsey	G	6-1	181	FR-HS	Little Rock (Pulaski Academy), Ark.
20	Rashard Sullivan	F	6-8	239	JR-2L	Ft. Lauderdale (St. Thomas Aquinas HS), Fla.
21	Charles Thomas	F	6-7	243	FR-HS	Jackson (Callaway HS), Miss.
5	Darian Townes	C	6-10	250	FR-HS	Alexandria (Hargrave Military Academy), Va.

### NUMERICAL

No.	Player	Pos.	Ht.	Wt.	Class-Exp.	Hometown (Previous School)
1	Michael Jones	G/F	6-9	222	SR-3L	Little Rock (Parkview HS), Ark.
2	Sammy Munsey	G	6-1	181	FR-HS	Little Rock (Pulaski Academy), Ark.
3	*Marcus Monk	G/F	6-6	225	FR-HS	Lepanto (East Poinsett County HS), Ark.
4	Dontell Jefferson	PG	6-4	181	JR-JC	Lithonia (Atlanta Metropolitan College), Ga.
5	Darian Townes	C	6-10	250	FR-HS	Alexandria (Hargrave Military Academy), Va.
10	Ronnie Brewer	G	6-7	210	SO-1L	Fayetteville (Fayetteville HS), Ark.
15	Eric Ferguson	PG	6-1	203	JR-2L	Long Island (Milford [Conn.] Academy), N.Y.
20	Rashard Sullivan	F	6-8	239	JR-2L	Ft. Lauderdale (St. Thomas Aquinas HS), Fla.
21	Charles Thomas	F	6-7	243	FR-HS	Jackson (Callaway HS), Miss.
22	Preston Cranford	G	6-7	195	SO-1L	Heber Springs (Heber Springs HS), Ark.
23	Olu Famutimi	G/F	6-5	212	SO-1L	Flint (Northwestern HS), Mich.
24	Jonathon Modica	G/F	6-4	212	JR-2L	Smackover (Smackover HS), Ark.
33	Vincent Hunter	F	6-10	214	SO-1L	Little Rock (J.A. Fair HS), Ark.
51	Steven Hill	C	7-0	233	FR-HS	Branson (Branson HS), Mo.
	*Matt Jones	F	6-6	237	JR-2L	Fort Smith (Northside HS), Ark.

\* Marcus Monk is expected to join the team following basketball season; Matt Jones is a senior in football and could join the basketball team following football season.

**Head Coach:** Stan Heath

**Assistant Coaches:** Ronny Thompson, Rob Flaska, Oronde Taliaferro, Darren Sorenson

**Trainer:** Dave England

### PRONUNCIATION GUIDE

#### Players

Olu Famutimi – Oh-lou Fam-ou-team-ee

Jonathon Modica - Mod-aa-ka

Rashard Sullivan - Raa-shard

Darian Townes – Dare-e-in

#### Coaches

Oronde Taliaferro – O-ron-day Ta-la-fair-o





# 2004-05

## SEASON OUTLOOK

### Making Progress

(Statistical areas where UA improved from 2003 to 2004)

	2003	SEC Rank	2004	SEC Rank	Difference
PPG	61.6	12	68.9	9, +3	+7.3
Point Margin	-4.9	12	+0.3	10, +2	+5.2
FG%	.393	12	.416	12, =	+0.023
3PT%	.310	11	.314	12, -1	+0.004
3PT FG Per Game	6.07	8	6.43	7, +1	+0.36
FT%	.609	12	.679	7, +5	+0.070
Assists	275 (9.8)	12	363 (13.0)	10, +2	+88 (+3.2)
TO	467 (16.7)	--	386 (13.8)	--	-81 (-2.9)
TO Margin	-3.39	12	+2.75	2, +10	+6.14
Opp TO	372	--	463	--	+91
Asst-to-TO Ratio	0.59	12	0.94	8, +4	+0.35
Blocks	99 (3.5)	9	108 (3.9)	5, +4	+9 (+0.4)
Opp Blocks	109	--	93	--	-16
Steals	181 (6.5)	9	220 (7.9)	5, +4	+39 (+1.4)
Opp Steals	209	--	162	--	-47



In six games against ranked teams last year, Jonathon Modica averaged 19.0 points while shooting 50.6 percent from the field.

## Strong Nucleus of Returnees Should Get "Big" Boost from Newcomers

Things are looking up for Arkansas in 2005, in more ways than one.

Back for the Razorbacks are last year's top four scorers, five of the top six rebounders, four starters and nine lettermen.

Last year's team improved on its 2003 performance by three victories, and made significant statistical gains in the areas of points per game, field goal percentage, three-point percentage, free throw percentage, assists, turnovers, turnover margin, assist-to-turnover margin, blocked shots and steals, among others.

The 2004 squad was athletic, but it was also the eighth-youngest in the nation, based on the players contributing quality minutes. The Razorbacks were also short on size.

A year of maturity has taken care of the experience issue.

This year's recruiting class includes 7-0 and 6-10 centers, and a 6-7 forward. The group is rated No. 13 in the nation by Rivals.com and No. 16 by *Hoop Scoop*, and should address Arkansas' size needs.

For the first time in his three years, head coach Stan Heath has a roster including true centers, forwards, wings, shooting guards and point guards.

"We have a lot of interchangeable parts," Heaths says. "We have players that can play two or three different positions. We have a lot of length – guys with long arms that are wiry and have the ability to change a shot, make a deflection and get a steal. Our team is fairly young, but we have guys that have been in SEC battles. They've gone through some growing pains to help prepare for the season."



Head Coach Stan Heath

### THE RETURNEES

Ronnie Brewer, Eric Ferguson, Olu Famutimi and Jonathon Modica are all returning starters and were the team's top four scorers last year.

"This team has a lot of possibilities and upside," Heath says. "We return nine players who played a lot, including two preseason All-SEC-type players in Modica and Brewer. We return a lot of depth with Ferguson, Famutimi, Michael Jones, Sullivan and Hunter.

"It's important we continue to improve and mesh as a team. I feel good about the spring and summer we had. It's important to continue to get better."

Modica, a 6-4 junior wing, was eighth in the Southeastern Conference in scoring (16.5 ppg) and earned second-team all-conference honors. Also an All-District VII selection by the United States Basketball Writers Association, his scoring average was the second-best for a Razorback since 1995 when Corliss Williamson scored 19.7 points per game.

He led the team in scoring a team-high 16 times and was in double figures scoring 22 times.

Brewer, a 6-7 sophomore guard, had a terrific freshman campaign, leading the team in rebounding (5.5), assists (3.4) and steals (2.0), and finishing second in scoring (12.2). If he had led the team in scoring, he would have been the first Hog to lead the team in those four categories in the same season since All-American Sidney Moncrief in 1979.

Brewer earned freshman All-America honors from Rivals.com (second team) and *College Basketball News* (third team), as well as making the SEC all-freshman team.



Olu Famutimi averaged 5.8 points and 2.9 rebounds in 16 home games last year, but was better on the road with averages of 8.3 points and 3.8 boards.

He also led the team in field goal percentage (.481) and led all league freshmen with 125 field goals while scoring in double figures 19 times. He was eighth in the SEC in assists and led the team 15 times, fourth in steals and 18th in rebounding.

Famutimi, a 6-5 sophomore wing, seems to have fully recovered from the knee injury suffered during his senior year in high school. Although obviously slowed by the injury during his first season, he flashed signs of the talent that helped him earn McDonald's and Parade All-America honors.

He averaged 7.0 points and 3.5 rebounds a game in earning honorable mention freshman All-America honors from Rivals.com. Named to the SEC's all-freshman team, he was in double figures scoring seven times and averaged 9.0 points over the last five games.

Ferguson, a 6-1 junior point guard, was fourth on the team in scoring (8.1 ppg), and second in assists (2.8), steals (1.3) and three-point shooting (.341, 29-85). As a true freshman with no backup, he started 26 games at point guard and had 91 assists, but he also turned the ball over 109 times. Last year, able to take a breather and with help from Brewer, he had 78 assists and 55 turnovers.


He led the team in assists eight times and was in double figures scoring 11 times.

Arkansas' other returnees are 6-9 forward Michael Jones, the lone senior on the squad; sophomore guard Preston Cranford, a 6-7 shooter; sophomore Vincent Hunter, a 6-10 forward; junior Rashard Sullivan, a 6-8 forward; and senior football quarterback Matt Jones, a 6-6 forward who would be a junior in basketball if he decided to play this year.

With the exception of Jones and Cranford, they all played in a minimum of 24 games and started at least once. Sullivan had 10 starts, Hunter nine and Michael Jones two. Matt Jones played in 17 games with 10 starts while Cranford saw action in 15 games.

Michael Jones (4.8 ppg, 1.7 rpg) led the team with 18 points in the win over No. 22 Vanderbilt. Sullivan (1.2 ppg) has started 20 games in his two years, and was fifth on the team with 3.0 rebounds a game and led the squad with 28 blocked shots. Hunter (3.8 ppg, 3.2 rpg) was averaging 7.8 points and 4.5 rebounds before an injury cost him four games and slowed him for most of the rest of the season.

Cranford can earn more playing time by providing a three-point scoring option with his jumper. Matt Jones (5.0 ppg, 4.5 rpg) joined the team last



Eric Ferguson's ball handling helped UA average just 13.8 turnovers a game last year, the lowest mark since the 1990 Final Four team (13.0).



Michael Jones' five-of-six (.833) three-point shooting against Auburn last year is the second-best performance in school history in SEC play.

## Streaks Entering the Season

- Arkansas has made at least one three-point bucket in 515 consecutive games, the sixth-longest active streak in the nation. UA made at least on three in every game it played in the 1990s. The last time UA failed to make a three was in a 99-92 win at Texas in January 1989, and the Hogs attempted just two three-pointers in that contest. Arkansas has played 575 games since the three-pointer was added to college basketball and failed to make a three in only six games. UA won those six games.
- Arkansas has ranked among the nation's top 15 in attendance average 11 straight years - every year since Bud Walton Arena opened in 1994. UA ranked 13th in the nation and second in the SEC last season with an average of 14,792.
- The Razorbacks have won nine straight season openers and 28 consecutive home openers.

## NOTING THE HOGS

**RECRUITING RANKINGS:** Arkansas head coach Stan Heath and his staff have drawn plenty of attention on the recruiting trail the last two years. This year's recruiting class is ranked No. 13 in the nation by Rivals.com, No. 15 by Athlon Sports and No. 16 by Hoop Scoop. The 2003 class was ranked No. 7 in the country by Hoop Scoop and No. 10 by CNNSI.com.







After being slowed during the middle of the season by an injury, Vincent Hunter closed the 2004 campaign with a 10-point, six-rebound effort against South Carolina.

## NOTING THE HOGS

**TURNOVERS TUMBLE:** One of the statistical areas Arkansas improved in last year was turnover margin (-3.39 to +2.75) and total turnovers (from 467 to 386). Arkansas' team season total of 386 turnovers is the fewest in school history with records for that category going back to 1977. UA averaged 13.8 per game last year. The Hogs have had better averages with higher season totals in years in which they played more games, but the 13.8 figure is still the best since the 1990 squad had 455 turnovers in 35 games (13.0).

**RETURNING ALL-STARS:** Three Razorbacks who earned post-season honors last year are back this season. Junior Jonathon Modica was a second-team All-SEC (coaches) selection last year and he was also named to the United States Basketball Writers Association All-District VII squad. Sophomore Ronnie Brewer earned freshman All-America honors from Rivals.com (2nd) and *College Basketball News* (3rd) while Olu Famutimi was a honorable mention freshman All-American by Rivals.com. Brewer and Famutimi were also named to the SEC's all-freshman squad.

year three days following the Independence Bowl victory over Missouri. If he is pursuing professional football, it is unlikely he will play basketball.

### THE NEWCOMERS

On the heels of 2003's recruiting class, ranked No. 7 in the nation by the Recruiting Services Consensus Index and No. 10 by CNNSI.com, the Hogs hauled in another nationally recognized group. This year's class is No. 13 by Rivals.com and No. 16 by *Hoop Scoop*.



Darian Townes

Short on size for several years, this year's class consists of two centers, a forward, a point guard and a wing player. The centers are 7-0, 233-pound Steven Hill and 6-10, 250-pound Darian Townes. The forward is 6-7, 243-pound Charles Thomas.

Even the point guard is big, and experienced.

Dontell Jefferson is a 6-4, 181-pound juco transfer from Atlanta Metropolitan College.

The wing, 6-6 Marcus Monk, is a football signee and the receiver is expected to join the basketball team following football. Another football player, 6-7 tight end Marc Winston, could also join the squad.

"We've added size with our recruiting class, which we feel will address our concerns of the last two years - interior defense, rebounding and inside scoring," Heath says.

Hill (16.0 ppg, 12.0 rpg, 6.0 bpg), a Nike All-American, was ranked the No. 7 center in the nation and the No. 33 overall prospect by TheInsidersHoops.com out of Branson (Mo.) High.

Townes, ranked the No. 59 prospect by *Hoop Scoop* and No. 62 by TheInsidersHoops.com, averaged 12.0 points, 10.0 rebounds and 8.0 blocked shots at Hargrave Military Academy.

Hill and Townes will be



Steven Hill

looked to for defense and rebounding in the early going.

Another Nike All-American, Thomas (27.4 ppg, 12.0 rpg) was rated the No. 45 prospect in the country by TheInsidersHoops.com and No. 56 by Rivals.com out of Callaway High in Jackson, Miss.

Jefferson (16.4 ppg, 6.7 rpg, 9.2 apg, 3.4 spg) has a

chance to earn the starting point guard job. As a sophomore at AMC, he was named to the Georgia Junior College Athletic Association Region XVII team. He was eighth in the GJCAA in scoring,



Charles Thomas

10th in rebounding, second in assists, third in steals and fourth with an .804 free throw percentage and 12th with a .454 field goal percentage. "We feel like we can create and play at a faster pace, and keep up the defensive intensity because we have more depth" Heath says. "We expect to have a more balanced team with three or four guys in double figures, and a more balanced attack as far as inside and outside scoring."



Dontell Jefferson

10th in rebounding, second in assists, third in steals and fourth with an .804 free throw percentage and 12th with a .454 field goal percentage.

"We feel like we can create and play at a faster pace, and keep up the defensive intensity because we have more

## NOTING THE HOGS

**SPARE RIBS:** In six games against ranked opponents last year, Jonathon Modica averaged 19.0 points while shooting 50.6 percent from the floor (39-77). Ronnie Brewer averaged 13.5 points and 4.2 rebounds while shooting 54.7 percent (29-53).

...UA was 10-7 last year when shooting 40 percent or better from the field.

...Based on freshmen and sophomores contributing quality minutes, which for UA was 12, the Razorbacks were the eighth-youngest team in the nation last year.

## Additional Quotes From Head Coach Stan Heath

### Leadership:

"Leadership is really important for our team. We've had younger players put in that position and we're hoping Jonathon Modica, Ronnie Brewer, Eric Ferguson and Michael Jones can set the example for others."


### Goals:

"We want to do well in our non-conference schedule. Protecting home is a must. We play several teams, including Illinois in Little Rock, that provide a challenge. At the same time, winning on the road will be important, and that includes the trip to the Virgin Islands and playing at Missouri. It is our goal to play in the post-season, especially the NCAA, and it will require our best effort in the SEC and the non-conference part of our schedule to attain it."

### The SEC:


"There are several teams that did very well last year and still return very good players and have a strong team. I would like to challenge some of those teams at the top and find ourselves in that top echelon. I would like to play our best basketball during the SEC season."

Ronnie Brewer (left) and Vincent Hunter meet a fan on campus.



Senior Walk, which stretches for more than five miles, and Old Main (in the background) are two of the most recognized symbols of Arkansas' campus. The University of Arkansas is the only remaining university in the nation to etch the names of its graduates into the campus' sidewalks.

A two-time All-American (1991-92) and Arkansas' all-time leading scorer with 2,395 points, Todd Day spent nine years in the NBA before coming back to Arkansas and earning his degree in 2004.



UNIVERSITY OF ARKANSAS . . . .50  
 ACADEMICS . . . . .54  
 HOME OF CHAMPIONS . . . . .58



# THE UNIVERSITY OF ARKANSAS

THE UNIVERSITY OF ARKANSAS IS AMONG THE TOP 120 COLLEGES AND 20 BEST BARGAINS IN THE NATION, ACCORDING TO TWO LEADING RANKINGS RELEASED THIS SUMMER. UA IS TIED FOR 120th AMONG ALL UNIVERSITIES AND TIED FOR 59th AMONG ALL PUBLIC UNIVERSITIES IN THE 2005 *U.S. NEWS AND WORLD REPORT*.

The University of Arkansas was established at Fayetteville in 1871 and opened its doors to students on Jan. 22, 1872.

There were few facilities and practically no money for the beginning of that first academic year more than a century ago, but the new institution had one advantage which has been of increasing importance throughout the years. It was established under provisions of the Morrill Act as both the State University and the Land-Grant College of Arkansas, which gave it an academic heritage from the universities of the past and at the same time bestowed upon it the educational responsibilities in "agriculture and the mechanic arts."

The location of Fayetteville for the university was determined as the result of an election held in counties, cities and incorporated towns. The purpose was to generate voting bonds or subscriptions to support the establishment of the university, with the largest bid coming from the County of Washington and the City of Fayetteville for a combined total of \$130,000. To this amount and the Congressional land grant of 150,000 acres, the state added an appropriation of \$50,000 for the benefit of the institution. The 160-acre homestead of William McIlroy was selected as the site at a purchase price of \$12,000. The McIlroy home was converted into classrooms, and a new two-story frame building was constructed with one classroom on each floor.

## THE CAMPUS AND ITS ENVIRONMENT

The University of Arkansas is located in Fayetteville, a city of nearly 60,000 residents. Fayetteville is at the southern tip of a metroplex that runs northward for 25 miles along I-540 through Washington and Benton counties. The Northwest Arkansas metroplex, from Fayetteville northward, also includes Springdale (home of Tyson Foods, the world's largest meat producer), Lowell (home of J.B. Hunt Trucking), Rogers and Bentonville (home of Wal-Mart Stores Inc., the world's largest corporation).


The two Northwest Arkansas counties containing this metroplex are growing rapidly due to a booming regional economy. The Fayetteville-Springdale-Rogers metropolitan area is ranked by the U.S. Census Bureau as being the sixth fastest-growing metro area in the nation. From 1990 to 2000, the metropolitan area grew 47.5 percent, from 210,908 to 311,121. In 2002, Northwest Arkansas was ranked 23rd among the top 269 metro areas considered as the "Best Places for Business and Career," according to *Forbes* magazine and the Milken Institute. The rankings were based on job growth, salary growth, plus high-tech growth.

Situated on the Ozark Mountain Plateau, Northwest Arkansas offers friendly people, beautiful scenery, a moderate climate, excellent school districts and a robust economy in which the unemployment rate runs well below national averages. Fayetteville itself presents the vibrant cultural life that would be expected in any major university town. Since the 1960s, the area has been a haven for writers, artists, poets and musicians.

In 2002, *Business Week* magazine ranked Fayetteville as one of the "Dazzling Dozen" small cities in the United States, on the basis of low unemployment and the ability to create jobs during the past year. In 2001, Fayetteville was one of only 23 locales and the only Arkansas location to be included in the book *The Most Beautiful*



The original building of Arkansas' campus, Old Main, completed in 1876, symbolizes a connection to the past and the focus on the future, which presently come together at UA. Old Main was actually a copy of a building on the University of Illinois campus. The building at Illinois was eventually destroyed. Legend has it the only difference between the two buildings is the UA's north tower, which is higher than the south tower, which was symbolism for the Civil War since the lead engineer was a northern veteran.



Jonathon Modica and other students often spend time after classes at the David W. Mullins Library. Special collections in the library include papers from former U.S. Senator J. William Fulbright, former chief of staff and special assistant to the President Thomas "Mack" McLarty, retired U.S. senators David Pryor and Dale Bumpers, architect Edward Durrell, civil rights activist Daisy Bates and composer William Grant Still.

*Villages and Towns of the South* (New York: Thames and Hudson). In 2000, The Searchers, a St. Louis-based data research company, ranked Fayetteville as one of the 157 best places to retire in the United States.

The University of Arkansas campus proper comprises 130 buildings on 345 acres. It rests upon a former hilltop farm that overlooks the Ozark Mountains to the south. At the time of the university's founding, the site was described as "second to none in the state of Arkansas." Old Main, the university's signature building designed in Second Empire architectural style, has come to symbolize higher education in Arkansas. Old Main is one of 11 campus buildings that have been placed on the National Register of Historic Places.

The campus also is graced by the unique, much-loved tradition of Senior Walk. Since the university's founding, the names of all 120,567 graduates have been etched into more than five miles of campus sidewalks, their names arranged by year of graduation.

**TEACHING AND LEARNING**

As research universities go, the University of Arkansas, with 17,269 students, falls toward the smaller, more intimate end of the spectrum. The faculty-student ratio is 16 to 1. More than 70 percent of all undergraduate class sections have 29 or fewer students. Despite the intimate instructional environment, the university has more academic programs than many larger universities: 208 academic degree programs at the baccalaureate, master's and doctoral levels.

The campus culture places high value on excellent teaching. The instructional mission is aided by the Teaching and Faculty Support Center, a program run by faculty for faculty. The Center involves as many as 300 faculty per year in programs, seminars, and workshops, as well as individual assistance and technological support to update and enhance their teaching methods.

**STUDENTS**

The University of Arkansas is working to increase the size and quality of its student body and is seeing success on both counts. Total enrollment has increased 11.5 percent since 1997-98, when it was 14,740, to 17,269 in 2004.

Quality of the undergraduate student body has increased even more dramatically. In 1997, the average ACT score of the freshman class was 23.5. By 2002, it had risen to 25.0 (the national average is 21.0 on a scale of 1 to 36). Further, the average high school grade point average of the freshman class increased from 3.40 in 1997 to 3.55 in 2002. The proportion of entering students from the top 10 percent of their high school class has increased from 28 percent in 1997 to 35 percent in 2002.

**CAMPAIGN FOR THE TWENTY-FIRST CENTURY**

The University of Arkansas Campaign for the Twenty-First Century has reached the \$800 million level toward its \$900 million goal on April 30, 2004. The total accounts for 234,324 gifts and pledges made to the UA since the Campaign began July 1, 1998.

The \$800,561,242 is 89 percent of the \$900 million goal, raised in 82 percent of the time allotted for the drive.

Vice Chancellor for University Advancement G. David Gearhart said: "This is a wonderful accomplishment in fund raising for the University of Arkansas. If you exclude the monumental \$300 million gift received in 2002, we have surpassed the original goal of \$500 million. This success can be attributed to a hardworking staff, to the leadership of the deans, the chancellor and our volunteers, and to the unyielding support of alumni, friends, corporations and foundations with an interest in securing the future of the University of Arkansas and the State of Arkansas.

"Of course, receiving the \$300 million gift raised the bar for everyone. It created a once-in-a-lifetime opportunity for us to maximize the impact of the Campaign for the Twenty-First Century by creating a campaign within our campaign: The \$300 Million Challenge."

The Challenge total stands at \$170.8 million as of April 30, 2004.

**THE \$300 MILLION GIFT AND ITS USES**

In April 2002, the University of Arkansas announced the largest gift in the history of American public higher education—a \$300 million commitment from the Walton Family Charitable Support Foundation of Bentonville, Ark., to establish and endow an undergraduate honors college and endow the graduate school.

**The \$200 million for the Honors College is being apportioned thus:**

**For student support, \$113 million as follows:**

\$75 million in endowment to support annually 300 Honors College Fellows, who qualify with an ACT score of 32 or higher; \$24 million in endowment to

support annually 300 Honors College Academy Fellows, who qualify with an ACT score of 28 or higher; \$10 million in endowment to support undergraduate research; and \$4 million in endowment to support international study experiences.

**For faculty support, \$58 million as follows:**

\$30 million to establish 20 endowed chairs; \$15 million to create a matching fund for endowed faculty positions; \$10 million to establish 20 endowed distinguished professorships; and \$3 million for an endowed chair for the Honors College dean.

**For library and technology support, \$29 million as follows:**

\$24 million for the library, including \$5 million for immediate acquisitions and \$19 million for an acquisitions endowment; and \$5 million for a technology upgrade fund.

**The \$100 million for the Graduate School is being apportioned thus:**

**For graduate students, \$64 million as follows:**

\$24 million in endowment to establish 60 distinguished doctoral fellowships, each with a stipend of \$30,000 per year; and \$40 million for a graduate fellowship endowment fund, to increase stipends for approximately 500 talented graduate students each year.

**For faculty, \$24 million as follows:**

\$24 million will endow eight new graduate faculty endowed research chairs, each funded with a principal of \$3 million. These will be used to recruit new faculty who have been elected to various national academies or equivalent organizations.

**For library and research support, \$12 million**

\$8 million to endow a graduate student research fund; and \$4 million for a library endowment to support graduate education.







Steven Hill heads to class from the Arkansas Union, which serves as the community center of the university. It provides services, conveniences and amenities to the campus community. It houses meeting, reception and banquet rooms, lounges, game rooms, a ballroom, a theatre, a video theatre, an art gallery and a food court. It also includes the University Bookstore, a U.S. Post Office, a hair salon, the Quick Copy Center, the Razorback Shop, a computer store and a travel agency.

## CAMPUS LIFE

The university offers a vibrant campus life for its mainly full-time, residential undergraduate student population. University residence halls accommodate approximately 3,200 students, and the rest live in and about the city of Fayetteville.

Students have 230 registered student organizations at their disposal, including special interest organizations, religious organizations, international and cultural organizations, honorary and professional service organizations, student government and more. Greek life is robust as well: In 2001-02, 14 percent of male and 19 percent of female undergraduates belonged to the 15 fraternities and 12 sororities on campus.

Culturally and intellectually, the academic semesters overflow with faculty and student musical performances, theatre productions, art exhibits, concerts, poetry readings and visiting speakers.

THE UNIVERSITY OF ARKANSAS IS RANKED 18th AMONG THE BEST PUBLIC UNIVERSITY BARGAINS IN THE 2005 EDITION OF *PRINCETON REVIEW*, WHICH WAS ALSO RELEASED THIS SUMMER. THE "BEST BARGAINS" EDITION OF THE *PRINCETON REVIEW* INCLUDED THE TOP 357 COLLEGES IN THE COUNTRY.

## DIVERSITY AND INTERNATIONAL PROGRAMS

The university has as one of its five major goals the enhancement of diversity among students, faculty and staff. To that end, a university-wide Diversity Task Force is leading efforts to generate programs that strengthen not only racial and ethnic diversity, but cultural, religious, socioeconomic and geographic diversity as well.

## UA'S COLLEGES AND SCHOOLS

### DALE BUMPERS COLLEGE OF AGRICULTURAL, FOOD AND LIFE SCIENCES

Enrollment in the fall of 2003 was 1,093 undergraduate students and 343 graduate students as the college offered degree programs in disciplines relating to the production, processing and marketing of food and fiber, environment and natural resources, and human resources. Most of the college's faculty are also research scientists in the statewide UA Division of Agriculture. Students have opportunities to work with their professors as research assistants.

## SCHOOL OF ARCHITECTURE

The School of Architecture has the only accredited, professional architecture and landscape architecture programs in Arkansas. Students can choose to pursue degrees in the areas of architecture, landscape architecture, or architectural or landscape architectural studies, and will have opportunities for unique professional experience in our Rome Study Center for Architecture and the Humanities, Mexico Summer Urban Studio, European Summer Field Studies or the University of Arkansas Community Design Center (UACDC).

## J. WILLIAM FULBRIGHT COLLEGE OF ARTS & SCIENCES

Consisting of 19 academic departments, the college offers degrees in the arts, humanities, sciences and social sciences.

Graduates enjoy rewarding careers as U.S. district judges, diplomats, corporate leaders, broadcasters, scholars, psychologists, scientists and performing artists.

**Innovative Programs:** The college's programs in creative writing and translation are ranked among the best in the country. Outside evaluators consistently give high marks to the English and history departments. Research programs in chemistry and physics are nationally competitive, and the college is building equally strong programs in the other sciences.

## SAM M. WALTON COLLEGE OF BUSINESS

In 1997, the Walton College and the Department of Accounting were reaccredited by the AACSB—The International Association for Management Education. In 1978, the Walton College moved to its present location on Ozark Avenue. With the opening of the Donald W. Reynolds Center for Enterprise Development in 1998, the Walton College added state-of-the-art facilities for students and faculty. Students now have the advantage of classrooms and facilities in a building which the AACSB accrediting team designated as prototypical for collegiate schools of business.

## COLLEGE OF EDUCATION AND HEALTH PROFESSIONS

The teacher education program at the University of Arkansas is accredited by the State Board of Education. Students who complete any of the programs as outlined are eligible to receive licenses to teach at the grade level or in the fields for which they have made preparation upon application and presentation of acceptable scores on the PRAXIS I (formerly the National Teacher Examination).

The teacher education program of the College of Education & Health Professions is also accredited by the National Council for Accreditation of Teacher Education for the preparation of pre-kindergarten and elementary school teachers, secondary school teachers and school services personnel including administrators and school counselors, with approval through the doctoral degree.


## COLLEGE OF ENGINEERING

The College of Engineering at the University of Arkansas is the only comprehensive engineering program in the state that offers undergraduate, masters and doctoral degrees. The College is also ABET-accredited, which means you can be sure your degree is recognized and respected by industry and academia.

Engineering is a broad, flexible field full of diverse options. You might choose to work in a corporation, pursue entrepreneurial research or apply your engineering background to a career in law, medicine or business.



Matt Jones, Darian Townes and Charles Thomas (left to right) visit between classes during the fall semester.



Vincent Hunter (left) and Ronnie Brewer stop between classes in front of the Fulbright Peace Fountain. The fountain stands on campus as a tribute to the legacy of former Arkansas senator J. William Fulbright. More than 250,000 students in 140 countries have become Fulbright scholars since the grant program bearing his name was instituted more than a half century ago.

## ACADEMIC ORGANIZATION

Academically, the University of Arkansas consists of nine major units, each headed by a dean who reports to the provost and vice chancellor for academic affairs:

### DALE BUMPERS COLLEGE OF AGRICULTURAL, FOOD AND LIFE SCIENCES

- Agricultural and Extension Education
- Agricultural Economics and Agribusiness
- Animal Science
- Biological and Agricultural Engineering
- Crop, Soil and Environmental Science
- Entomology
- Food Science
- Horticulture
- Plant Pathology
- Poultry Science
- School of Human Environmental Sciences

### SCHOOL OF ARCHITECTURE

- Architecture
- Landscape Architecture

### J. WILLIAM FULBRIGHT COLLEGE OF ARTS AND SCIENCES

- Anthropology
- Art
- Biological Sciences
- Chemistry and Biochemistry
- Communication
- Computer Science and Computer Engineering
- Drama
- English
- Foreign Languages
- Geosciences
- History
- Journalism (Walter J. Lemke Department)
- Mathematical Science
- Music
- Philosophy
- Physics
- Political Science
- Psychology
- School of Social Work
- Sociology and Criminal Justice

### SAM M. WALTON COLLEGE OF BUSINESS

- Accounting
- Economics
- Finance
- Information Systems
- Management
- Marketing and Transportation
- Graduate School of Business

### COLLEGE OF EDUCATION AND HEALTH PROFESSIONS

- Curriculum and Instruction
- Educational Leadership, Counseling and Foundations
- Health Science, Kinesiology, Recreation and Dance
- Rehabilitation, Human Resources and Communication Disorders
- Eleanor Mann School of Nursing

### COLLEGE OF ENGINEERING

- Biological and Agricultural Engineering
- Chemical Engineering
- Civil Engineering
- Computer Science and Computer Engineering
- Electrical Engineering
- Industrial Engineering
- Mechanical Engineering

### THE HONORS COLLEGE

All academic majors (students are enrolled concurrently in the "home" college or school of their academic major)

### SCHOOL OF LAW

- J.D. degree program
- LL.M. degree program

### GRADUATE SCHOOL

- 85 master's degree programs
- 34 doctoral degree programs

### THE GRADUATE SCHOOL

The Graduate School is committed to providing post-baccalaureate students with the opportunity to further their educational goals through programs of study, teaching and research in an environment that promotes freedom of expression, intellectual inquiry and professional integrity.

### THE HONORS COLLEGE

The Honors College serves all undergraduate majors. Honors students enjoy small classes, priority registration, special housing, increased interaction with faculty and enhanced opportunities for hands-on research. Within the college, the Scholarship Office and the Office of Post-Graduate Fellowships provide additional services.

### THE SCHOOL OF LAW

In the latest available assessments, *The National Jurist* placed UA's School of Law among the handful of public law schools it regarded as a "Great Value," and *U.S. News & World Report* ranked it among the Top 100 law schools in the nation.

THE UNIVERSITY OF ARKANSAS HAS BEEN NAMED ONE OF THE BEST VALUES AMONG PUBLIC COLLEGES BY *KIPLINGER'S PERSONAL FINANCE*. THE MAGAZINE RANKED THE UNIVERSITY 45th AMONG THE TOP 100 PUBLIC INSTITUTIONS. THREE PRIMARY CRITERIA USED TO RANK THE TOP 100 PUBLIC COLLEGES INCLUDED QUALITY, COST AND AVERAGE DEBT AFTER GRADUATION.





# ARKANSAS RAZORBACK STUDENT-ATHLETE SUPPORT SERVICES

## SUPPORT SERVICES MISSION STATEMENT

The primary focus of the Razorback Support Program is to provide the student-athlete with the opportunity to develop the skills necessary to be a success in college and in life. This is accomplished through competent academic counseling, life skills training and preparation to enter the job market upon graduation.

## JASON WILLIAMSON ACADEMIC COORDINATOR

Jason Williamson is in his first year as the academic coordinator for basketball after joining the student-athlete support services group on July 6, 2004.

His responsibilities include monitoring the academic progress of all basketball players, including coordinating the degree completion program, monitoring the eligibility process, assisting with financial aid issues, serving as the liaison between the basketball office and faculty and staff, and supervising two graduate assistants.

A member of the National Association of Academic Advisors for Athletics, he graduated from the University of Arkansas with a bachelor's in criminal justice in 1999 and earned his master's in 2001 in public administration.

He joined the Arkansas staff after spending the two previous years as an academic advisor at Clemson. At Clemson, he worked with men basketball, and women's basketball and track. He also planned and organized the annual academic awards banquet, and monitored the student-athlete enrichment program payroll system. In addition, he served as the community service coordinator for all student-athletes, coaches and administration.

Before going to Clemson, Williamson worked as an academic advisor at Ohio University during the 2001-02 school year, working with a total of 160 student-athletes in the sports of baseball, track, lacrosse and wrestling. He also taught an orientation class.

A member of the U.S. Army Reserves from 1993-2001, he has also worked at Wal-Mart Stores, Inc., as a loss prevention associate and at Youth Bridge, Inc., as a case manager.

Williamson is married to the former Shele Whitecotton and they have a son, Kasius Eli, born Jan. 25, 2004.



Freshman Steven Hill was enrolled at UA during the first summer session this past summer and he took advantage of one of the many study areas in the Bob and Marilyn Bogle Academic Center.



# 2003-04 LON FARRELL ACADEMIC HONOR ROLL

(3.0 GPA or higher in the last fall or spring semester, or both)

### Baseball

Charley Boyce  
Clint Brannon  
Scott Bridges  
Jason Deere  
James Gilbert  
Boyd Goodner  
Clay Goodwin  
Danny Hamblin  
Scott Hode  
Trey Holloway  
Brett Lawler  
Ryan Lennerton  
Daryl Maday  
Kirk McConnell  
Knox McCorquodale  
Brian McLelland  
Haas Pratt  
Joe Skinner  
Josh Smith  
Brady Toops

### Basketball

Jamar Blackmon  
Ronnie Brewer  
Preston Cranford  
Kendrick Davis  
Billy Pharis  
Charles Tatum

### Football

Wesley Ables  
Anders Akerstrom  
Jimmy Beasley  
Richard Bracken  
David Carlton  
Cedric Cobbs  
Tom Crowder  
Prince Davis  
Nate Dennis  
Dan Doughty  
Blake Edwards  
Jimarr Gallon  
Nate Garner  
Matt Goode  
Payne Hall  
Jeremy Harrell  
Steven Harris  
Jeb Huckeba  
James Johnson  
Rhett Lashlee  
Landon Leach  
Garrett Lewis  
Dowell Loggains  
Rusty McEntire  
Donald Meador  
Blake Miller  
Jacob Moss  
Wes Murphy

### Brennan O'Donohoe

Radale Pearson  
Gene Perry  
Skye Peterson  
Dedrick Poole  
Darren Rogers  
John Shaw  
Nathan Shaw  
Simon Simon  
Justin Slaughter  
Matt Smith  
Ryan Sorahan  
Mason Templeton  
Nathan Warren  
Austin Williams  
Michael Young

### Golf

Scotty Campbell  
Adam Wing

### Tennis

John Ewbank  
Viktor Hebrand  
Imraan Ismail  
Patrick Murphy  
Andrei Nicoara  
Talley Parker  
Nathan Price

### Track

Luis Bordes  
Ryan Botha  
Eric Brown  
Omar Brown  
P.J. Brown  
Brad Dittoe  
Abdi Dubed  
Jimmy Duke  
Chase Feltner  
Travis Feltner  
Eric Gross  
Dustin Hicks  
Tyler Hill  
Creighton Kiper  
Patrick Macaluso  
Jonathan Norris  
Cory Oldham  
Adam Perkins  
Chason Pompey  
Joshua Robles  
Jason Sandfort  
Robbie Stevens  
Casey Sumpter  
Jaanus Uudmae  
David Wittenmyer

### 2003-04 Graduates

#### Baseball

Ryan Fox  
Brett Hagedorn  
Rodney Nye  
Matt Riethmaier  
Kevin Vent

#### Basketball

Jamar Blackmon  
Carl Baker  
Todd Day  
Blake Eddins  
Brandan Hudspeth  
Billy Pharis

Larry Satchell  
Charles Tatum

#### Football

Mark Bokermann  
Tony Bua  
Scott Davenport  
Dan Doughty  
Jimarr Gallon  
DeAnthony Hall  
Steven Harris  
Judson Holloway  
Dowell Loggains  
Michael Malone  
Caleb Miller  
Radale Pearson

Caleb Perry  
Justin Scott  
Ryan Sorahan

#### Golf

Adam Wing  
Chad Faucette

#### Tennis

Nathan Price  
Eduardo Pacheco

#### Track

P.J. Brown  
Kenny Evans  
Dirk Heinze

# 2003 HARD WORKIN' HOGS AWARD

(30 or more hours earned during  
the 2002-03 academic year)

### Baseball

Charley Boyce  
Ben Duval  
Jon Richmond

### Basketball

Jamar Blackmon  
Kendrick Davis  
Eric Ferguson  
Jonathan Modica  
Wen Mukubu

### Football

Pierre Brown  
David Carlton  
Michael Coe  
Shane Collins  
Josh Dennis  
Dan Doughty  
Jimarr Gallon  
Ben Gehring  
Ryan Gullett  
Elliott Harris  
Daniel Holtz  
De'Arrius Howard  
Jeb Huckeba  
Marvin Jackson  
James Johnson  
Jayson Johnson  
Brandon Kennedy  
Dowell Loggains  
Donald Meador  
Clarke Moore  
Jake Morgan  
Amade Okundaye

### Radale Pearson

Caleb Perry  
Gene Perry  
Matt Perry  
Mark Pierce  
Ray Rideout  
Michael Robinson  
Kyle Roper  
Justin Scott  
Desmond Sims  
Richard Smith  
David Thompson  
Tony Ugoh  
Austin Williams  
George Wilson

### Golf

Chad Faucette  
David James

### Tennis

Talley Parker  
Nathan Price  
Matt Roberts


### Track

Said Ahmed  
Luis Bordes  
P.J. Brown  
Matt Gunn  
Silverus Kimeli  
William Prettyman  
Jonathan Reeves  
William Rogers



Located on the East side of Donald W. Reynolds Razorback Stadium, the Bob and Marilyn Bogle Academic Center provides both male and female student-athletes with a state-of-the-art academic support facility second to none. Approximately 15,000 square feet, the center includes a computer lab with 36 stations, formal and informal study areas, 14 individual tutor rooms with computers, Internet access, student life and career development resources, and a multi-purpose classroom. The center is open from 8 a.m. until 10 p.m. and provides Razorback student-athletes with academic counseling, tutorial services, academic skill development, life skills training and career development opportunities.





Eric Ferguson, along with Jamar Blackmon, Kendrick Davis, Jonathon Modica and Wen Mukubu, earned Hard Workin' Hog honors in 2003 by completing at least 30 hours.



Preston Cranford, above in the academic center computer room, was named to UA's 2003-04 Lon Farrell Academic Honor Roll along with Jamar Blackmon, Ronnie Brewer, Kendrick Davis, Billy Pharis and Charles Tatum.

**Academic Support**

The University of Arkansas Academic Support Center serves as the liaison between the athletic department and all faculty, staff and university personnel regarding academic concerns and procedures.

The Academic Support Center is committed to providing the Razorback student-athletes with the tools and resources they need to succeed in the competitive academic environment at the University of Arkansas, ultimately leading to graduation.

Support services include a mentoring program, monitored study hall, tutorial services, a computer laboratory and referrals to other campus support services.

**UA's Academic Game Plan for Graduation**

Student-athletes are expected to meet specific academic criteria in order to maintain their eligibility. This can be easily achieved by following the Academic Game Plan set out by the Academic Support Center.

The support center staff has designed programs and set specific goals to help student-athletes achieve academic success. One such goal is each student-athlete enroll and successfully complete 30 hours of coursework each academic year. By maintaining this course load, they will not only be on track to graduate in four years, but will easily meet eligibility requirements set by the NCAA.

**Study Hall and Tutors**

Study Hall is a quiet setting for uninterrupted study and is required for all scholarship student-athletes until a 2.5 GPA or better is achieved. The use of tutors is highly encouraged, if not required for some student-athletes.

**Honors and Awards**

- SEC Academic Honor Roll (3.0 GPA or above for two consecutive semesters)
- Lon Farrell Award (3.0 GPA for one or both semesters during academic year)
- Hard-Working Hog (30 hours of coursework in one academic year)

**Class Attendance**

- Student-athletes are expected to attend all classes unless previously excused
- The Academic Support Staff regularly checks attendance
- If traveling with a team, student-athletes notify instructors early each semester regarding assignments and/or test(s)

**The Razorback Program for Student-Athlete Success**

The Office of Student Support Services of the University of Arkansas Athletic Department was established to assist student-athletes in their efforts toward attaining specific academic and life goals as well as graduation.

Recognizing the difficulty of being both a student and an athlete, the office seeks to help students develop appropriate skills, which will allow them to maximize their individual potential while participating in intercollegiate athletics.

The University of Arkansas is a participant in the NCAA CHAMPS/Life Skills Program. This program addresses the needs of student-athletes in five primary areas: Academics, Personal Development, Career Development, Community Service and Athletic Excellence.

**Student Life**

The University of Arkansas is as concerned about the personal and social development of our student-athletes as it is their academics and athletics.

The Office of Student Life focuses on the personal development and community service components of the NCAA CHAMPS/Life Skills program. Training is provided in a wide variety of areas such as financial planning, drug and alcohol education, time management, study skills and developing community service activities.

**Career Development**

The purpose of the Career Development Program is to assist student-athletes in making a smooth transition into the world of work. This process begins in the freshman year with a one-hour course in which career options are explored.

Workshops are also held to provide student-athletes training in resume writing, interviewing skills and etiquette. Individual assistance with locating summer internships and job placement helps give the student-athlete a head start in his or her career.

Participation in athletics enables individuals to develop the personal qualities that are in high demand in the business world today.

2003-04 SEC  
ACADEMIC HONOR ROLL

**Baseball**

Charley Boyce  
Clint Brannon  
Boyd Goodner  
Clay Goodwin  
Brett Hagedorn  
Scott Hode  
Trey Holloway  
Brady Toops

**Basketball**

Billy Pharis  
  
**Football**  
Mark Bokermann  
David Carlton  
Tom Crowder  
Scott Davenport

Josh Dennis  
Jeb Huckeba  
Glen Jasper  
James Johnson  
Matt Jones  
Rhett Lashlee  
Garrett Lewis  
Dowell Loggains  
Donald Meador  
Justin O'Guinn  
Gene Perry  
Jerry Reith  
Darren Rogers  
Justin Slaughter  
Ryan Sorahan  
Tony Ugoh  
Austin Williams  
Michael Young

**Tennis**

John Ewbank  
Imraan Ismail  
Talley Parker  
Nathan Price

**Track**

Luis Bordes  
Eric Brown  
P.J. Brown  
Brad Dittoe  
Jimmy Duke  
Matt Gunn  
Chason Pompey  
Jason Sandfort  
Robbie Stevens  
Jaanus Uudmae  
David Wittenmyer



## GLEN ROSE ACADEMIC AWARD

**G**len Rose was the only coach to ever serve two tenures at Arkansas. In fact, he did just about everything possible as a Razorback. He was the Hogs' first All-American basketball player (1928) and was All-Southwest Conference three times. He was an All-SWC end in football in 1927.

He spent nearly the rest of his life coaching at Arkansas. He became head basketball coach in 1933 and led the Razorbacks to a nine-year record of 157-47 (.766). He coached the football team for a year during World War II and also worked as an administrator in the athletic department before leaving for 10 years.

Rose returned to Fayetteville in 1952 and spent 14 more seasons as head basketball coach. During his second stint, the Hogs were 171-154. His overall mark was 325-201.

A member of the Razorback Hall of Honor, Rose passed away Sept. 3, 1994. In his honor, Arkansas presents the Glen Rose Award to the Razorback basketball player who attains the highest academic achievement during each school year.

"We want to honor the memory of Glen Rose by saluting one of our athletes," said Athletic Director Frank Broyles. "He gave his life to Razorback athletics and it is only appropriate we name this academic achievement award after him."

<b>1995</b>	Davor Rimac	<b>2000</b>	Dionisio Gomez
<b>1996</b>	John Enskov	<b>2001</b>	Dionisio Gomez
<b>1997</b>	Lance Keeling	<b>2002</b>	Dionisio Gomez
<b>1998</b>	Lance Keeling	<b>2003</b>	Dionisio Gomez
<b>1999</b>	Jason Gilbert	<b>2004</b>	Billy Pharis

## ARKANSAS' ALL-TIME SEC Academic Honor Roll Selections:

<b>1994:</b>	John Engskov	<b>1999:</b>	Lance Keeling
	Dwight Stewart	<b>2001:</b>	Dionisio Gomez
	Scotty Thurman	<b>2004:</b>	Billy Pharis
<b>1995:</b>	Scotty Thurman		



Larry Satchell, who completed his eligibility in 2003, is one of eight players who have earned a degree in Stan Heath's two years at Arkansas.



Billy Pharis was named to the College Sports Information Directors of America Academic All-District VI team and made the SEC academic honor roll before earning his degree and leaving for Denmark in September to play professionally.





# HOME OF CHAMPIONS

*Note: UA has separate men and women's departments. Only men's sports are included in this publication.*

In four of the 13 years the Hogs have been members of the SEC, they have won four league championships. In the nine other years, Arkansas has won at least two, including three overall titles in 2003-04. No other SEC school has won so many league championships in men's athletics during the past 13 years.

While the SEC is the nation's best conference, Arkansas takes its success far past the regional level. During UA's time in the SEC, the Hogs have produced 27 national championship teams. The other SEC schools combined have won 24 NCAA crowns in men's sports, meaning Arkansas has won three more national titles than the rest of the league combined. LSU is the closest to matching UA's national title total, but the Razorbacks have a 27-8 lead over the Tigers.

Overall, Arkansas has won 41 men's national championships in its athletic history,

all but one since 1984. The only one before '84 was the post-bowl version of the football national championship in 1964. LSU is next with 17, followed by Tennessee with eight, and Alabama, Kentucky, Florida and Georgia with seven each. In fact, the other 11 SEC schools have won a combined 58 national championships, just 17 more than the Razorbacks have won by themselves.

Here's the breakdown on Arkansas' national titles: 17 in indoor track, 11 in cross country, 11 in outdoor track, one in football and one in basketball.

In 13 years, Arkansas has won 40 SEC championships, including 13 in cross country, 11 in indoor track, 11 in outdoor track, two in basketball and baseball, and one in golf. The Hogs have also won three Western Division titles in football and basketball, and two in baseball.

## FOOTBALL

Arkansas won nine games for the second straight year and capped the season with a 27-14 Independence Bowl victory over Missouri.

UA's big wins came at No. 5 Texas, 38-28; at Alabama, 34-31 in double overtime; and at Kentucky, 71-63 in seven overtimes, matching UA's record for the longest game in NCAA history (58-56 seven-overtime win at Ole Miss in 2001).

UA led the SEC in rushing for the second straight season (241.9), All-American tackle Shawn Andrews was an Outland Trophy and Lombardi Award finalist, Cedric Cobbs gave the Razorbacks a 1,000-yard rusher for the second straight season (1,320, 10 TDs) and safety Tony Bua broke Ken Hamlin's school record for career tackles (408).

- Six bowl games in six years
- Best overall record in the SEC West over the last six years (48-27)
- Most home wins in the SEC over the last six years (34)
- Twenty-one bowl games in the last 29 years and 33 overall
- 1964 national champion

## BASKETBALL

UA recorded wins over No. 22 Vanderbilt, 70-62, and No. 25 South Carolina, 82-66. Sophomore Jonathon Modica ranked eighth in the league in scoring (16.5 ppg) and earned second-team All-SEC honors. Ronnie Brewer (12.2 ppg, 5.5 rpg, 3.4 apg) and Olu Famutimi (7.0 ppg, 3.5 rpg) made the SEC All-Freshman team. Brewer made freshman All-America teams selected by Rivals.com (2nd) and *College Basketball News* (3rd).

- Twenty-six NCAA Tournament appearances
- Six Final Four appearances – 1994 national champion, 1995 runner-up
- Fifteen national postseason tournament appearances in 18 years
- Home attendance in national top 15 for 11 straight years

## TRACK

Arkansas won its 39th NCAA title by winning the outdoor crown. Head coach John McDonnell was named national outdoor coach of the year by the U.S. Track Coaches Association, the 27th time in 32 years he's earned a national coaching honor.

Indoors, UA finished second at both the NCAA and SEC meets. In cross country, Arkansas won its 13th straight SEC title and its 30th consecutive conference championship before finishing fifth at the NCAA meet.

- Seventeen indoor NCAA titles since 1984; 23 conference titles since 1979
- Eleven outdoor NCAA titles since 1985; 20 conference titles since 1982
- Eleven cross country NCAA titles since 1984; 30 conference titles since 1974
- Twenty-three Olympians, 582 All-America selections, 92 NCAA individual event championships

## BASEBALL

In Dave Van Horn's second year as head coach, the Razorbacks were picked last in the SEC's Western Division and 11th overall. Then they went out and won the conference championship, hosted and won an NCAA regional, hosted an NCAA Super Regional for the first time and advanced to the College World Series for the fifth time and the first time since 1989.

- Five College World Series and 17 NCAA Tournament appearances
- Thirteen 40-win seasons since 1979
- Baum Stadium rated the top college facility in the country by *Baseball America* in 1998

## GOLF

Arkansas earned its second straight NCAA Tournament bid and finished 20th at the NCAA Central Regional. Head coach Mike Ketcham was named by the Golf Coaches Association of America the coach of the U.S. Junior World Cup Team for the summer and led the United States to the team championship.


- Finished in the top 11 at the NCAA Tournament six times in 16 years
- Finished in the top 20 at the NCAA Tournament eight times
- Twenty-six tournament titles in the last 16 years

## TENNIS

Ranked among the nation's top 30 all season, the Razorbacks earned a fourth straight NCAA Tournament bid and advanced to the Sweet 16 for the first time since 1986 as UA ended the year 16-10 and ranked No. 24 by the ITA. Head coach Robert Cox became UA's career victories leader on March 12 with a 6-1 decision at Hawaii, marking his 219th Razorback win.


- Eight NCAA Tournament appearances in 11 years
- NCAA regional finals in five of last six appearances
- Eight No. 1-ranked players since 1980 and 29 All-America selections

Ronnie Brewer was named to two freshman All-America teams last season.





Arkansas players and fans celebrate the win over No. 20 Mississippi State in 2003.



Corey Beck and the Razorbacks cut down the nets after winning the 1994 national title.



Chris Walker and the Hogs claimed the Southeastern Conference Tournament championship in 2000.

**BUD WALTON ARENA** .....60

**BUD WALTON ARENA RECORDS** .63

**FACILITIES** .....64

**HISTORY** .....65

**NCAA CHAMPIONSHIPS** .....75

**UA IN THE POSTSEASON** .....76

**NCAA GAME RECORDS** .....77

**NCAA BOX SCORES** .....78

**NIT BOX SCORES** .....89

**RANKINGS** .....90

**NBA** .....92

**ALL-AMERICANS** .....93

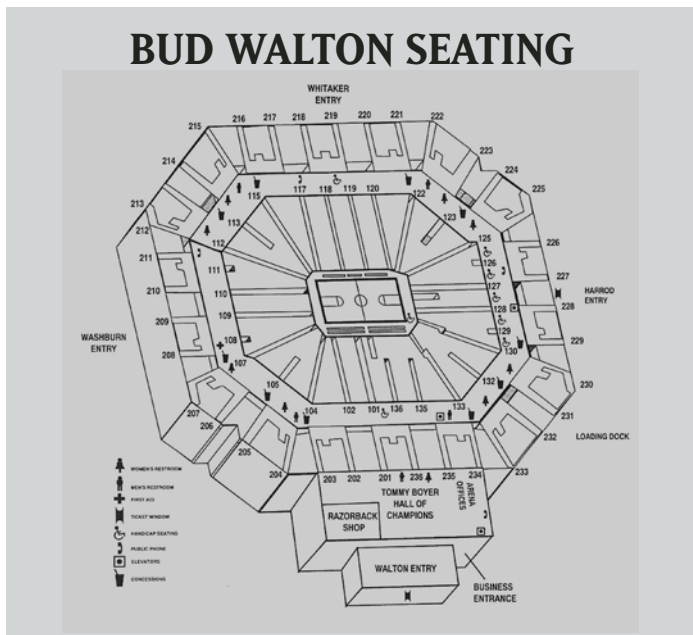
**HONORS** .....94

**LETTERMEN** .....97



# BUD WALTON ARENA

"THE BASKETBALL PALACE OF MID-AMERICA"





Arkansas has played in Bud Walton Arena – The Basketball Palace of Mid-America - for 11 years and has drawn just over 3,000,000 fans, ranked among national attendance leaders every season and won 80 percent of its games.

When Arkansas joined the Southeastern Conference in August of 1990, Razorback Athletic Director Frank Broyles knew the athletic facilities had to be upgraded to contend in America's most nationally competitive league.

His attention turned immediately to basketball. The Hogs were very successful, coming off a Final Four trip earlier that year, but had just a 9,000-seat home, Barnhill Arena.

One day, Bud Walton, co-founder of Wal-Mart, visited Broyles and asked him what Arkansas needed most to be competitive in the SEC. Broyles mentioned the need for additional basketball seats and was asked by Walton what a new arena would cost. The figure \$30 million was discussed and Walton offered to pay half. From that visit, fabulous Bud Walton Arena was born.

Groundbreaking to grand opening was accomplished in a remarkable 18 months. The Razorbacks played in Bud Walton for the first time in November of 1993. Everything went perfect during the first full year. Not only did Arkansas sell out the arena, the Razorbacks were unbeaten in their new home (16-0) and won the 1994 national championship.

The Hogs carry a 142-36 (.798) record into the 2005 season.

In 11 seasons, UA has an all-time average attendance of 17,635 in Bud Walton Arena. Arkansas has ranked in the top 15 nationally in attendance every year in BWA.

Entering the 2005 campaign, UA has a combined mark of 446-130 in its last two homes for an outstanding home winning percentage of .774 over the last 47 years.

BWA houses a deluxe museum on the ground level that includes a tribute to Arkansas' 1994 NCAA championship as well as the history of Razorback basketball, track and field, baseball, tennis and golf. Eye-catching displays on the concourse level salute recent Razorback highlights.

The 2004 season marked the debut of a new custom scoreboard in the shape of a basketball hoop. The board, 24 feet, three inches wide by 22 feet tall, features four video screens, each 12 feet, six inches wide by eight feet, 10 inches tall. An LED ring at the top is used to display game statistics.

The Razorbacks also now have an expanded locker room, which includes a lounge with a spacious meeting area.

As captivating as the displays, museum and championship banners are hanging from the arena floor's ceiling, the aspect of the facility demanding the most atten-



Bud Walton made Bud Walton Arena a possibility.

tion is spirit. Every game still produces an NCAA Tournament-type atmosphere with the exception of the crowd, which is anything but neutral.

According to the architectural firm that designed the arena, Rosser International in Atlanta, there are more seats in less space than in any such facility in the world. It's no wonder the noise level can be absolutely ear-splitting.

From pre-game to post-game, Bud Walton Arena is perfectly choreographed with the band, the spirit groups, the lighting system, the public address, the scoreboard and the team. Each game at Walton Arena is a rich experience leaving Razorback fans hungry for more.

## ARKANSAS' RECORDS AT HOME

### Bud Walton Arena (1994-present)

Year	Record	SEC Record	Attendance	Average	National Rank
1994	16-0 (.1000)	8-0 (1.000)	322,146	20,134	4th
1995	14-1 (.933)	7-1 (.875)	301,212	20,080	4th
1996	14-4 (.778)	6-2 (.750)	346,698	19,261	5th
1997	15-3 (.833)	6-2 (.750)	329,540	18,308	5th*
1998	15-0 (1.000)	8-0 (1.000)	291,089	19,406	4th
1999	14-2 (.875)	6-2 (.750)	292,704	18,294	5th
2000	9-5 (.643)	5-3 (.625)	249,300	17,807	6th
2001	16-2 (.889)	7-1 (.875)	292,057	16,225	9th
2002	11-5 (.688)	5-3 (.625)	241,033	15,065	13th
2003	8-8 (.500)	3-5 (.375)	236,638	14,790	14th
2003	10-6 (.625)	4-4 (.500)	236,676	14,792	13th
<b>Totals</b>	<b>142-36 (.798)</b>	<b>64-24 (.727)</b>	<b>3,139,093</b>	<b>17,635</b>	

\*national rank based on regular-season average of 19,321

## CROWDS OF 20,000 AND MORE

- |   |  |
|---|--|
| 1. 20,320 vs. No. 3 Kentucky, 1/26/97     | 8. 20,268 vs. Alabama, 1/24/95         |
| 2. 20,298 vs. No. 2 Auburn, 2/24/99       | 9. 20,266 vs. No. 13 Kentucky, 2/25/01 |
| 3. 20,298 vs. No. 5 Kentucky, 1/29/95     | 10. 20,264 vs. LSU, 1/31/95            |
| 4. 20,275 vs. Alabama, 1/24/98            | 11. 20,262 vs. Alabama, 2/16/94        |
| 5. 20,274 vs. Georgia, 3/3/01             | 12. 20,260 vs. Memphis, 2/9/95         |
| 6. 20,272 vs. Auburn, 3/4/95              |  |
| 7. 20,270* vs. No. 17 Cincinnati, 12/9/95 | * Presidential visit                   |



The Tommy Boyer Hall of Champions features displays dedicated to Arkansas' top teams and players.





## UA Basketball Facilities

While the championship-caliber basketball and the sellout crowds are the most noticeable parts of BWA, what it offers to the basketball program on a daily basis is so much more.

From the spacious locker rooms and team meeting area to the artistically designed shower, Bud Walton provides top-notch accommodations for Arkansas players and coaches. UA's locker room was expanded last year and now includes a lounge with a big screen television and computer work stations. It also features a meeting area large enough to comfortably accommodate the entire team and staff.

Arkansas' basketball team utilizes a fully stocked weight room as well as top-notch training facilities.

Even the hallway leading to the basketball offices features a hardwood floor replica complete with court markings and logos.

Razorback basketball history is alive and well in the Tommy Boyer Hall of Champions and in displays on the concourse level. The Yvonne Richardson Great Moments Theater delivers Arkansas' rich history at the touch of a button.

Whether it's players preparing for the next game, fans reliving great moments of the past or crowds anticipating tip-off, one visit and you'll know why Bud Walton Arena is truly "The Basketball Palace of Mid-America."



## Barnhill Arena (UA's HOME FROM 1958-93)

RECORDS AND AVERAGE ATTENDANCE AT BARNHILL ARENA

YEAR	RECORD	CONFERENCE	AVG.	ATT.
1958	9-2 (.818)	6-1	(.857)	NA
1959	5-4 (.556)	4-3	(.571)	NA
1960	7-4 (.636)	4-3	(.571)	NA
1961	8-2 (.800)	5-2	(.714)	NA
1962	7-3 (.700)	4-3	(.571)	NA
1963	6-3 (.667)	5-2	(.714)	NA
1964	6-5 (.545)	4-3	(.571)	NA
1965	5-5 (.500)	3-3	(.500)	NA
1966	9-1 (.900)	6-1	(.857)	NA
1967	3-5 (.375)	3-3	(.500)	NA
1968	5-4 (.556)	5-2	(.714)	NA
1969	5-5 (.500)	3-3	(.500)	NA
1970	3-4 (.429)	3-3	(.500)	NA
1971	3-11 (.214)	0-7	(.000)	NA
1972	7-4 (.636)	4-3	(.571)	NA
1973	9-5 (.643)	5-2	(.714)	NA
1974	8-4 (.667)	5-2	(.714)	NA
1975	12-2 (.857)	7-0	(1.000)	NA
1976	11-1 (.917)	6-1	(.857)	NA
1977	11-0 (1.000)	7-0	(1.000)	NA
1978	12-0 (1.000)	7-0	(1.000)	6,305
1979	10-2 (.833)	6-2	(.750)	9,125
1980	12-0 (1.000)	8-0	(1.000)	9,129
1981	10-1 (.909)	7-1	(.875)	9,182
1982	11-0 (1.000)	8-0	(1.000)	9,198
1983	11-1 (.917)	7-1	(.875)	9,147
1984	11-0 (1.000)	8-0	(1.000)	8,840
1985	10-1 (.909)	7-1	(.875)	8,925
1986	4-7 (.364)	2-6	(.250)	8,641
1987	10-2 (.833)	6-2	(.750)	8,978
1988	11-1 (.917)	7-1	(.875)	8,725
1989	11-0 (1.000)	8-0	(1.000)	9,083
1990	10-1 (.909)	8-0	(1.000)	9,117
1991	13-1 (.929)	8-0	(1.000)	9,405
1992	10-1 (.909)	8-0	(1.000)	9,423
1993	9-2 (.818)	6-2	(.750)	9,435
<b>TOTALS</b>	<b>304-94 (.764)</b>	<b>200-63</b>	<b>(.760)</b>	

**Note:** UA was a member of the Southwest Conference from 1924-91 and has been a member of the Southeastern Conference since 1992.

**Note:** Barnhill Arena's capacity was expanded from 5,000 to 6,200 in 1977 and to 9,000 in 1978.



The Razorbacks were 304-94 in 36 seasons in Barnhill Arena.



# BUD WALTON ARENA

## RECORDS

### ARKANSAS TEAM

**Points:** 137 vs. Troy State, 12/10/96  
**Field Goals Made:** 57 vs. Troy State (57-99), 12/10/96  
**Field Goals Att.:** 99 vs. Troy State (57-99), 12/10/96  
**Field-Goal Pct.:** .623 vs. Jackson State (48-77), 11/22/96  
**3-Pointers Made:** 21\* vs. Troy State (21-37), 12/10/96  
**3-Pointers Att.:** 54\* vs. North Texas (19-54), 12/30/98  
**3-Point Pct. (Min. 15 att.):** .667\* vs. Western Carolina (14-21), 1999  
**Free Throw Made:** 48 vs. Ole Miss (48-53), 1/17/04  
**Free Throw Att.:** 53 vs. Ole Miss (48-53), 1/17/04; Northeastern Illinois (35 of 53), 11/16/97  
**Free-Throw Pct (Min. 10 att.):** .917 vs. South Carolina (22-24), 2/21/04; vs. South Carolina (11-12), 1/22/94; vs. Alabama (11-12) 1/20/99  
**Offensive Rebounds:** 30 vs. Alcorn State, 12/3/95; vs. Northeastern Illinois 11/16/97  
**Defensive Rebounds:** 48 vs. Jackson State, 11/22/02  
**Total Rebounds:** 77 vs. Jackson State, 11/22/02  
**Personal Fouls:** 35 vs. Cincinnati, 12/9/95  
**Assists:** 40 vs. Troy State, 12/10/96  
**Turnovers:** 31 vs. Alcorn State, 12/3/95  
**Blocks:** 18\* vs. Missouri, 12/5/95  
**Steals:** 26\* vs. La-Monroe, 11/25/00  
**Points First Half:** 67 vs. Troy State, 12/10/96  
**Points Second Half:** 75 vs. Missouri, 12/2/93

### OPPONENT TEAM

**Points:** 98, Alabama, 2/28/96  
**Field Goals Made:** 34, Jackson State (34-84), 12/18/93; Centenary (34-93), 12/6/94  
**Field Goals Att.:** 93, Centenary (34-93), 12/6/94  
**Field-Goal Pct.:** .596, South Carolina (31-52), 1/8/00  
**3-Pointers Made:** 17, Florida (17-31), 1/14/98  
**3-Pointers Att.:** 40, Jackson State (13-40), 11/21/97  
**3-Point Pct. (Min. 15 att.):** .556, South Carolina (10-18), 1/8/00  
**Free Throw Made:** 38, Missouri (38-47), 12/15/95  
**Free Throw Att.:** 52, Ole Miss (32-52), 1/9/99  
**Free-Throw Pct. (Min. 10 att.):** .923, Mississippi State (12-13), 2/13/99  
**Offensive Rebounds:** 28, LSU, 1/11/97  
**Defensive Rebounds:** 34, LSU, 1/6/04  
**Total Rebounds:** 55, Missouri, 12/15/95  
**Personal Fouls:** 38, Northeastern Illinois, 11/16/97  
**Assists:** 23, Vanderbilt, 2/7/98  
**Turnovers:** 42, Bethune-Cookman, 12/2/97; Grambling, 12/31/00  
**Blocks:** 8, Jackson State, 12/31/95; North Texas 12/30/98; La-Monroe, 11/25/00;  
**Steals:** 18, Alcorn State, 12/3/95  
**Points First Half:** 60, Alabama, 2/28/96  
**Points Second Half:** 56, Jackson State, 11/30/94

### ARKANSAS INDIVIDUAL

**Points:** 39, Al Dillard vs. Delaware State, 12/11/93  
**Field Goals Made:** 13, Al Dillard (13-25) vs. Delaware State, 12/11/93  
**Field Goals Att.:** 28, Pat Bradley (11-28) vs. North Texas, 12/30/98  
**Field-Goal Pct. (Min. 8 att.):** 1.000\* Lee Wilson (9-9) vs. Montevallo, 2/25/95  
**3-Pointers Made:** 12\*#, Al Dillard (12-22) vs. Delaware State, 12/11/93  
**3-Pointers Att.:** 24\*#, Pat Bradley (10-24) vs. North Texas, 12/30/98  
**3-Point Pct. (Min. 6 att.):** .833, Michael Jones (5-6) vs. Auburn, 2/4/04; Pat Bradley (5-6) vs. Jackson State, 11/22/96

**Free Throw Made:** 17, Corliss Williamson (17-22) vs. Ole Miss, 2/18/95  
**Free Throw Att.:** 22, Corliss Williamson (17-22) vs. Ole Miss, 2/18/95  
**Free-Throw Pct. (Min. 10 att.):** 14\*, Kareem Reid (14-14) vs. Memphis, 12/19/98  
**Offensive Rebounds:** 12, Dionisio Gomez vs. Georgia, 1/18/03 (17 total)  
**Defensive Rebounds:** 15, Nick Davis vs. Jackson State, 11/21/97  
**Total Rebounds:** 23\*, Nick Davis vs. Jackson State, 11/21/97  
**Assists:** 15\*, Kareem Reid vs. Jackson State, 11/22/96  
**Turnovers:** 8, Sunday Adebayo vs. Cincinnati, 12/9/95  
**Blocks:** 7, Nick Davis vs. Alabama State, 12/31/97  
**Steals:** 8, Clint McDaniel vs. Florida A&M, 12/21/94

### OPPONENT INDIVIDUAL

**Points:** 37, Nate Driggers, Montevallo, 2/25/95  
**Field Goals Made:** 13, Nate Driggers (13-29), Montevallo, 2/25/95; Rosell Ellis (13-20), McNeese State, 12/19/96  
**Field Goals Att.:** 29, Nate Driggers (13-29), Montevallo, 2/25/95  
**Field-Goal Pct. (Min. 8 att.):** .889, Nazr Mohammed (8-9), Kentucky, 1/26/97  
**3-Pointers Made:** 8, Aijay Foreman, Centenary (8-14), 12/6/94; Decarto Draper (8-13), Jackson State, 11/21/97; Joe Ervin, North Texas (8-14), 12/30/98  
**3-Pointers Att.:** 14, Aijay Foreman, Centenary, 12/6/94; Joe Ervin, North Texas, 12/30/98  
**3-Point Pct. (Min. 6 att.):** .714, Dan Cross (5-7), Florida, 2/12/94  
**Free Throw Made:** 18, Jason Sutherland (18-20), Missouri, 12/5/95  
**Free Throw Att.:** 20, Ansu Sesay (14-20), Ole Miss, 2/18/95; Jason Sutherland (18-20), Missouri, 12/5/95  
**Free-Throw Pct. (Min. 10 att.):** .938, Erwin Dudley, Alabama, 2/5/03  
**Offensive Rebounds:** 11, Sunday Adebayo, Memphis, 2/1/97  
**Defensive Rebounds:** 14, Jaime Lloreda, LSU, 1/6/04  
**Total Rebounds:** 17, Keon Clark, UNLV, 3/19/97  
**Assists:** 12, Perth Robinson, Georgia, 1/18/95  
**Turnovers:** 11, Julius Hall, Grambling St., 12/31/00  
**Blocks:** 7, Deginald Erskin, North Texas, 12/30/98  
**Steals:** 8, Terry Conerway, Southwest Texas State, 12/21/02

### MISCELLANEOUS

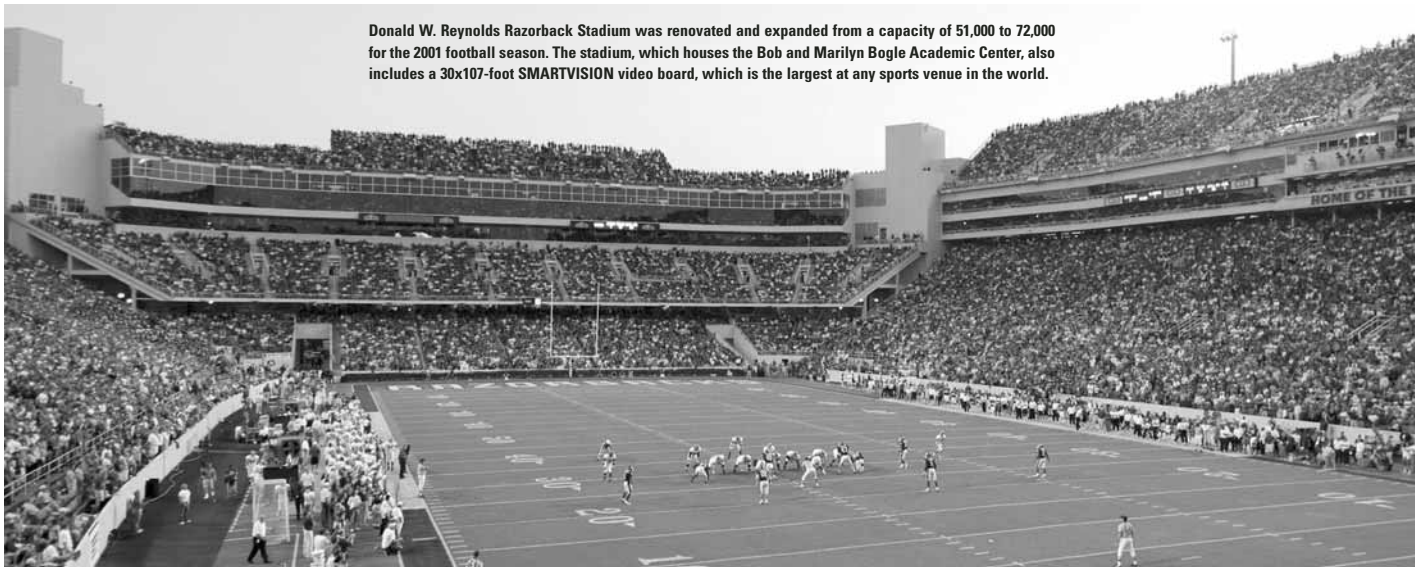
**Won-Lost:** 142-36 (.798)  
**Points (Avg.):** Arkansas: 14,931 (83.9); Opponents: 12,143 (68.2)  
**Most Combined Points:** 215 vs. Centenary (Arkansas 121, Centenary 94)  
**Longest Winning Streak:** 30 games (Memphis 2/1/97-North Texas 12/30/98)  
**Longest Losing Streak:** 3 (Memphis 1/2/03, Auburn 1/11/03, Georgia 1/18/03)  
**Field Goals:** Arkansas: 5,365-11,628 (.461); Opponents: 3,871-9,724 (.398)  
**Arkansas 100-Point Games:** 30, Last: MD-Eastern Shore (100-40) 1/2/01  
**Arkansas 90-Point Games:** 58  
**Opponent 100-Point Games:** 0  
**Biggest Victory Margin:** 68 vs. Montevallo (122-64), 2/5/94  
**Biggest Defeat Margin:** 18 vs. Alabama (88-70), 1/24/95  
**Record vs. Ranked Teams:** 20-12  
**Record vs. Top 10 Teams:** 6-3  
**Record vs. Top Five Teams:** 4-2  
**Last Ranked Team at BWA:** No. 25 South Carolina, 2/21/04 (W 82-66)  
**Highest Ranked Team at BWA:** No. 2 Kentucky, 2/19/03 (L 66-50); No. 2 Auburn, 2/24/99 (W 104-88)  
**Highest Attendance:** 20,320 vs. Kentucky, 1/26/97  
**Lowest Attendance:** 7,362 vs. Maryland-Eastern Shore, 1/2/01

\* UA Record  
 # SEC Record

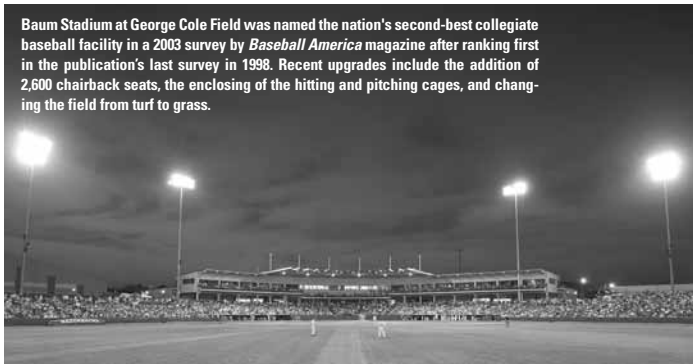




Donald W. Reynolds Razorback Stadium was renovated and expanded from a capacity of 51,000 to 72,000 for the 2001 football season. The stadium, which houses the Bob and Marilyn Bogle Academic Center, also includes a 30x107-foot SMARTVISION video board, which is the largest at any sports venue in the world.




# OTHER ARKANSAS FACILITIES



Baum Stadium at George Cole Field was named the nation's second-best collegiate baseball facility in a 2003 survey by *Baseball America* magazine after ranking first in the publication's last survey in 1998. Recent upgrades include the addition of 2,600 chairback seats, the enclosing of the hitting and pitching cages, and changing the field from turf to grass.



The Randal Tyson Track Center has served as the site of the 2000, 2001, 2002, 2003 and 2004 NCAA indoor meets, and will host the 2005 championships.



Arkansas' new weight room and training facility is the largest in the country.



# RAZORBACK HISTORY

**C**hampionships were a tradition at Arkansas long before the Razorbacks earned the national title in 1994. The '94 championship was the grandest of them all, but the NCAA trophy isn't exactly the only one on the shelf in the fabulous Bud Walton Arena museum.

In fact, Arkansas has made six trips to the NCAA Final Four. The Razorbacks have earned 27 bids to the NCAA Tournament.

In conference play, Arkansas has won 24 league championships with 22 coming in the Southwest Conference between 1926 and 1991. In fact, the Hogs won the Southeastern Conference crown in 1992, their first year in the league, after winning three straight SWC titles. The Hogs have also won seven league tournament crowns.

Since joining the SEC, Arkansas has been a dominant member. The Razorbacks won overall titles in 1992 and 1994, and Western Division titles in 1992, '93, '94 and '95, and then won the tournament crown in 2000.

Arkansas has a long-standing tradition of winning in basketball. It started in the 1920s and has carried through to this time. Even though Arkansas didn't begin playing basketball until 1924, the Hogs won more SWC championships than any other school.

It didn't take long for the Hogs to have an impact on the SWC. Two years after starting the program, Arkansas won its first league crown. It was the first of five in a row. Francis Schmidt, Arkansas' first basketball coach, guided the Hogs to the 1926, '27, '28 and '29 titles. Chuck Bassett was the coach of the 1930 championship squad.

Wear Schoonover, Arkansas' first football All-American, captained the 1930 club. He earned All-SWC honors three times. In fact, the Razorbacks dominated the all-conference squads of the late 1920s. In 1928, Arkansas had four of the five All-SWC selections when Glen Rose, Tom Pickell, Gene Lambert Sr. and Schoonover were named all-league. Rose was also the first Razorback to earn All-America honors (1928), followed a year later by Pickell and Lambert.

The Hogs were loaded with all-conference talent during that time. Rose was a three-time All-SWC pick, as was Pickell.

Lambert and Rolla Adams made it twice, as did Milan Creighton.


From 1926 through 1929, Arkansas was a combined 60-5.

When Schmidt left Arkansas as coach, he went to league rival TCU and was tough to beat until the Razorbacks hired Rose as head coach.

He began another glorious run with a co-championship in 1935. The Hogs won SWC titles in '36, '38, '41 and '42. The 1936 Razorbacks almost represented the United States in the Olympics, winning four games in an Olympic playoff before losing to a team of all-stars from California in the semifinals of the tournament.

Jim Lee Howell, Ike Poole, Taft Moody, Don Lockard, Jack Robbins, Howard Hickey and Johnny Adams were the stars of their day. Adams was an All-American in 1941. He was Arkansas' fifth All-American but the last one UA would have until Ron Brewer made it in 1977.

From 1945 to 1950, Arkansas had four second-place finishes and shared the 1949 title. The Razorbacks then went through a mild recession before claiming a co-championship in 1958. By winning a playoff game against SMU, Arkansas qualified for the NCAA Tournament. It wasn't a pleasant experience. Oklahoma State, which featured Eddie Sutton as a player, downed the Hogs by 25, 65-40, and Oscar Robertson exploded for 58 points as the Hogs were drilled by Cincinnati, 97-62, in a consolation game.



Scotty Thurman's clutch three-pointer with the shot clock winding down and 51 seconds left in the game gave Arkansas a 73-70 lead in the 76-72 victory over Duke in the 1994 NCAA championship game.

As unpleasant as the tournament experience was, Arkansas would have loved to gone back, but it didn't happen for 19 years. Not even Rose, who led the Hogs to the '58 title in his second stint as coach, could return Arkansas to glory. He retired following the 1966 season, but neither of his two successors, Duddy Waller or Lanny Van Eman, put a contender on the floor.

Van Eman did, however, bring excitement to the game. His teams regularly scored in the 80s and 90s at a time when the traditional powers played games in the 60s. Van Eman recruited Martin Terry from junior college and Terry set school single-season scoring records that still stand. He averaged 28.3 points per game as a senior. Even though he played only two seasons, Terry still ranks among Arkansas' top 10 all-time scorers.

Unfortunately, Van Eman's teams usually gave up more points than they scored. Twice in 1971, Arkansas scored 100 or more points and lost.

Van Eman's second club managed to win 16 games, but only five came in SWC play. Arkansas and Baylor, which paired for a thrilling 111-110 Baylor victory the year before, put on another wild show with the Razorbacks winning, 131-109, in Fayetteville, setting a league record for points scored by two teams in a conference game.

After the 1974 Hogs won just 10 games, Frank Broyles, newly appointed athletic director as well as an already established football coach, decided it was time to make a commitment to basketball. He turned things around by hiring Sutton.

Sutton caught the state's attention in his first season when the Razorbacks finished 17-9 and second in the SWC. By the time his second team finished its 19-9 campaign, construction workers were already renovating Barnhill Arena, a facility constructed in 1957.

The 1976 Hogs also featured the nucleus of what was to become one of the great



# MEMORABLE GAMES

The history of Razorback basketball is filled with thrilling and even heart-stopping moments. The Final

Four, conference championships, and last-second, game-winning jumpers shape memories of the "greatest" moments in UA history.

Following are 10 of those.



est teams in history. Brewer and Marvin Delph were sophomores. Sidney Moncrief was a freshman and he quietly led the nation in field goal percentage (.665, 149-224), and Sutton knew he had something special.

With half of Barnhill's facelift completed before the 1977 season, a new wave of excitement swept through the entire state of Arkansas.

The Razorbacks blitzed through the SWC unbeaten, winning their first league title in 19 years. Brewer, Moncrief and Delph were the toast of the Ozarks. Arkansas finished 26-2 but lost in the first round of the NCAA Tournament when Moncrief fouled out, allowing Wake Forest to come from behind for a victory.

Expectations were high in 1978 and the Hogs didn't disappoint. For a week, the Razorbacks were even ranked No. 1 in the Associated Press poll. A loss at Houston after two victories earlier in the week dropped the Hogs from their position at the top.

Arkansas shared the SWC title with Texas, but was upset by Houston, again on a last-second shot at the SWC Tournament. Stunned, the Razorbacks returned home unsure of whether or not they would receive an at-large bid to the NCAA Tournament.

The Hogs got in and victories over Weber State and No. 2 UCLA thrust Arkansas into the regional finals. Brewer hit a long jumper with less than a minute to play and Jim Counce scored on a layup at the end to seal a 61-58 victory over Cal-Fullerton, sending the Hogs to the Final Four.

No. 1-ranked Kentucky ended Arkansas' dreams of a national title with a semifinal victory, but Brewer hit another of his patented buzzer shots in the third-place game, giving Arkansas a thrilling 71-69 victory over Notre Dame.

With All-American Brewer and the sleek-shooting Delph gone, Moncrief and Steve Schall were left to lead the 1979 Hogs. It was almost a repeat performance of 1978.

Moncrief was brilliant. He simply refused to allow his team to lose. After a brief midseason slump, Arkansas won 14 straight games, including two at the SWC Tournament and two in the NCAA Tournament. A victory over Louisville sent Arkansas into the Midwest Regional finals against No. 1-ranked Indiana State and superstar Larry Bird.

Arkansas could not stop Bird, but ISU could not contain Moncrief. In

Corey Beck had 15 points, four assists and a team-high 10 rebounds in the championship game victory over Duke.

1

No. 2 ARKANSAS 76, No. 6 DUKE 72

NCAA CHAMPIONSHIP GAME  
APRIL 4, 1994, AT CHARLOTTE, N.C.

Despite UA's incredible basketball success through the years, the Razorbacks had never played for the national championship until their battle with Duke at the Charlotte Coliseum. The Hogs had been ranked No. 1 much of the year, but Duke had won two national titles in the three previous seasons and had defeated Arkansas in the 1990 Final Four at Denver.

Duke controlled the tempo in the first half and Corliss Williamson, who had been nearly unstoppable in the entire tournament, missed his first five shots for the Razorbacks. The Blue Devils led by as many as five points in the opening period, but Scotty Thurman drilled a late three-pointer to give UA a 34-33 halftime advantage.

Corey Beck hit a short jumper early in the second half to give the Hogs a 38-35 lead, but Duke scored 13 unanswered points and suddenly led 48-38 with 17:09 left. While the surge left Duke fans roaring their approval, it also sped up the tempo of the game. The Razorbacks trailed but actually had the Blue Devils right where they wanted them.

Playing at a quicker pace, Arkansas caught up in less than five minutes. When Al Dillard drilled a three with 8:08 remaining to give UA a five-point lead, it looked like momentum had swung to the Hogs for good. Duke fought back and tied the game at 65-65 and finally 70-all with 1:29 remaining. The Razorbacks took a timeout.

When Dwight Stewart fumbled a pass, he quickly passed it out to Thurman with the shot clock winding down. Thurman had no choice but to shoot. As his shot was narrowly clearing the outstretched hand of Antonio Lang, the shot clock hit zero. The shot, though, was true. It was a dagger to the hearts of the Blue Devils and surpassed U.S. Reed's half-court jumper against Louisville as the most famous shot in UA history.

Duke never recovered. Three free throws in the final seconds clinched the 76-72 victory that gave Arkansas the 1994 national championship.

## ARKANSAS 76, DUKE 72

FINAL FOUR // NATIONAL CHAMPIONSHIP GAME // APRIL 4, 1994  
CHARLOTTE COLISEUM // CHARLOTTE, N.C. // Att.: 23,674

DUKE	Tot-FG		3-Pt		FGA		FT		FTA		Rebounds		Tot	PF	TP	A	TO	BLK	S	MIN
	FG	FGA	FG	FGA	FT	FTA	OF	DE												
21 Antonio Lang *	6	9	0	0	3	3	3	4	13	14	3	5	15	3	5	1	0	0	34	
33 Grant Hill *	4	11	1	4	3	5	1	3	4	7	3	12	6	9	3	3	3	38		
44 Cherokee Parks *	7	10	0	0	1	3	4	7	3	14	0	0	2	0	2	0	30			
5 Jeff Capel *	6	16	2	6	0	0	1	4	5	3	14	4	6	0	1	35				
20 Chris Collins *	4	11	4	8	0	0	0	0	0	1	12	1	1	1	1	34				
3 Marty Clark	1	6	0	2	1	2	1	0	1	2	3	3	2	0	0	15				
52 Erik Meek	1	2	0	0	0	0	3	4	7	1	2	0	0	0	0	14				
TEAM																				
Totals	29	65	7	20	7	11	14	30	44	18	72	17	23	7	5	200				

FB%	1st Half: 15-39 .484	2nd Half: 14-34 .412	Game: .446	DEADBALL
3-Pt. FB%	1st Half: 2-9 .222	2nd Half: 5-11 .455	Game: .350	REBOUNDS
F Throw%	1st Half: 1-3 .333	2nd Half: 6-8 .750	Game: .636	1

ARKANSAS	Tot-FG		3-Pt		FGA		FT		FTA		Rebounds		Tot	PF	TP	A	TO	BLK	S	MIN
	FG	FGA	FG	FGA	FT	FTA	OF	DE												
23 Ken Biley *	0	0	0	0	0	0	0	0	0	0	1	0	0	0	0	0	0	0	3	
34 Corliss Williamson *	10	24	0	0	3	5	7	1	8	3	23	3	5	2	2	35				
15 Dwight Stewart *	3	11	0	5	0	0	4	5	9	3	6	4	1	0	4	29				
14 Corey Beck	5	11	0	1	5	8	2	8	10	3	15	4	3	0	1	35				
30 Scotty Thurman *	6	13	3	5	0	0	1	4	5	2	15	1	0	0	1	36				
12 Clint McDaniel	2	5	1	3	2	4	0	2	2	2	7	3	1	0	0	32				
44 Darnell Robinson	1	5	0	0	0	0	1	1	2	1	2	0	1	0	0	12				
3 Al Dillard	1	5	1	4	1	2	1	0	1	1	4	0	0	0	0	8				
22 Davor Rimac	0	1	0	0	0	0	0	0	0	0	0	0	0	1	0	5				
33 Lee Wilson	2	2	0	0	0	0	1	3	4	1	4	0	1	0	0	5				
TEAM																				
Totals	30	77	5	18	11	19	19	25	44	17	76	15	12	3	11	200				

FB%	1st Half: 16-38 .421	2nd Half: 14-39 .359	Game: .390	DEADBALL
3-Pt. FB%	1st Half: 2-5 .400	2nd Half: 3-13 .231	Game: .278	REBOUNDS
F Throw%	1st Half: 0-0 .000	2nd Half: 11-19 .579	Game: .579	6

Officials: Jim Burr, Jody Silvester, Ted Valentine  
Technical fouls: None  
Attendance: 23,674

Score by Periods	1st	2nd	Total
Duke	33	39	72
Arkansas	34	42	76



one of the greatest games in UA history, the Hogs suffered a 73-71 setback when a last-second Sycamore shot bounced twice and fell in. Arkansas finished 25-5 and the Moncrief era was history.

Sutton won three more SWC titles and left behind a legacy when his teams won 20 or more games nine years in a row. Arkansas played in the NCAA Tournament in each of those nine seasons, but never came close to returning to the Final Four. The Razorbacks even featured a team that had three future first-round NBA draft choices when Scott Hastings, Darrell Walker and Alvin Robertson played together. Joe Kleine, another future NBA product, redshirted that year (1982).

When Sutton left for Kentucky, Broyles turned a completely different direction when he hired Nolan Richardson. Richardson's teams were noted for defense, just as Sutton's were, but it was a different style of defense. Richardson's defense usually turned quickly to offense and his teams at Tulsa had led the nation in scoring.

Inheriting a group of players recruited to play at a slower pace, Richardson had to bite the bullet as his first season resulted in a 12-16 finish. Then he started recruiting. His second team won 19 games and his third was 21-9. His 1989 squad won Arkansas' first SWC title since 1982 and breezed through the league tournament. Arkansas set school scoring records and downed Loyola-Marymount in the first round of the NCAA Tournament before bowing to Louisville.

By then, Richardson's style and players already had converted Razorback fans. Barnhill Arena was hopping every time the Hogs played. It wouldn't have taken a Final Four appearance for the state to go nuts, but when the Razorbacks reached the 1990 Final Four, the state went crazy.

The Hogs were SWC champs again and dominated the SWC Tournament for the second consecutive year. Triumphs over Princeton, Dayton, North Carolina and Texas sent the Razorbacks into the Final Four. A loss to Duke in the semifinals ended the season at 30-5.

It nearly happened again in 1991. UA won a school-record 34 games before falling to Kansas in the Southeast Regional finals. Arkansas ended its history in the Southwest Conference by winning the final three regular season and tournament championships.

A new era was launched in 1992 and the Razorbacks didn't miss a beat. Arkansas won the Southeastern Conference title with a 13-3 record. Included were two victories over Shaquille O'Neal-led LSU and a big win at Kentucky. The Todd Day-Lee Mayberry-Oliver Miller era ended with a 26-8 season and another trip to the NCAAs.

After winning the SEC's Western Division in '93 and pushing North Carolina to the limit in a Sweet 16 loss to the eventual national champions, Arkansas enjoyed its best season ever in 1994. UA won nearly everything possible. The Razorbacks were SEC champs, again sweeping LSU and winning at Kentucky, they made the school's fifth trip to the Final Four and completed their dream season by beating Arizona and Duke to win the national title.

A year later, Arkansas was No. 1 in all the preseason polls, but the Hogs stumbled early before making a late-season run. UA repeated as Western Division champion, then downed Texas Southern, Syracuse, Memphis and Virginia to earn its sixth Final Four appearance.

A win over North Carolina in the semifinals allowed the Hogs to advance to the finals, but it was UCLA's year as the Bruins beat Arkansas for the 1995 crown, 89-78.

With every starter gone from the back-to-back Final Four clubs, Arkansas was expected to struggle in 1996. Richardson, however, molded together a young team and the Hogs peaked late. Seeded 12th in the NCAA East Regional, UA beat Penn State

Charles Balentine's baseline jumper gave Arkansas a 65-64 victory over Michael Jordan and No. 1-ranked North Carolina in 1984.



**ARKANSAS 65, NORTH CAROLINA 64**

FEBRUARY 12, 1984

PINE BLUFF CONVENTION CENTER // PINE BLUFF, ARK. // Att.: 7,529

NORTH CAROLINA		Tot-FG				Rebounds				A				S		MIN
# Player	FG	FGA	FT	FTA	Tot	PF	TP	A	TO	BLK	S	MIN				
44 Matt Doherty *	2	9	1	1	4	2	5	4	3	0	1	36				
41 Sam Perkins *	5	10	7	8	11	3	17	0	1	0	0	34				
42 Brad Daugherty *	0	3	2	2	3	5	2	1	1	1	1	22				
25 Steve Hale *	5	9	5	5	0	4	15	6	2	0	4	37				
23 Michael Jordan *	9	15	3	5	1	2	21	1	4	0	0	35				
24 Joe Wolf	0	1	2	2	1	2	2	0	0	0	0	21				
22 Buzz Peterson	1	2	0	0	0	1	2	0	2	0	1	13				
35 Dave Popson	0	0	0	0	0	1	0	0	0	0	0	2				
TEAM					2											
<b>Totals</b>	<b>22</b>	<b>49</b>	<b>20</b>	<b>23</b>	<b>22</b>	<b>20</b>	<b>64</b>	<b>12</b>	<b>13</b>	<b>1</b>	<b>7</b>	<b>200</b>				
<b>FG%</b>	<b>1st Half: 11-22 .500</b>				<b>2nd Half: 11-27 .407</b>				<b>Game: .449</b>				<b>DEADBALL</b>			
<b>F Throw%</b>	<b>1st Half: 12-13 .923</b>				<b>2nd Half: 8-10 .800</b>				<b>Game: .670</b>				<b>REBOUNDS</b>			
												<b>2</b>				

ARKANSAS		Tot-FG				Rebounds				A				S		MIN
# Player	FG	FGA	FT	FTA	Tot	PF	TP	A	TO	BLK	S	MIN				
24 Charles Balentine *	4	8	2	2	3	2	10	2	0	0	1	39				
33 Leroy Sutton *	5	6	1	2	3	5	11	0	2	0	0	16				
35 Joe Kleine *	5	12	10	10	10	2	20	0	3	1	1	39				
14 Ricky Norton *	1	3	0	0	5	2	2	5	3	0	2	33				
21 Alvin Robertson *	3	7	3	6	2	4	9	10	3	0	2	34				
12 Scott Rose	0	0	0	0	0	0	0	0	0	0	0	1				
22 Robert Kitchen	0	0	0	0	0	1	0	0	1	0	0	5				
54 Darryl Bedford	6	6	0	0	2	3	12	0	3	0	0	25				
30 Mike Ratliff	0	0	1	2	0	0	1	0	1	0	0	4				
52 Eric Poerscke	0	1	0	0	0	1	0	0	0	0	0	3				
42 Robert Brannon	0	0	0	0	0	0	0	0	0	0	0	1				
TEAM					1											
<b>Totals</b>	<b>24</b>	<b>43</b>	<b>17</b>	<b>22</b>	<b>26</b>	<b>20</b>	<b>65</b>	<b>17</b>	<b>16</b>	<b>1</b>	<b>6</b>	<b>200</b>				
<b>FG%</b>	<b>1st Half: 13-26 .500</b>				<b>2nd Half: 11-17 .647</b>				<b>Game: .558</b>				<b>DEADBALL</b>			
<b>F Throw%</b>	<b>1st Half: 12-14 .857</b>				<b>2nd Half: 5-8 .635</b>				<b>Game: .773</b>				<b>REBOUNDS</b>			
												<b>4</b>				

Officials: Forte, Clougherty, Donaghy  
 Technical fouls: Arkansas - Eddie Sutton  
 Attendance: 7,529 (arena record)

Score by Periods	1st	2nd	Total
North Carolina	34	30	64
Arkansas	38	27	65

North Carolina was 19-0 and ranked No. 1 nationally when the Tar Heels visited Pine Bluff. Arkansas was on its way to a second-place finish in the Southwest Conference and had defeated SMU in Dallas the day before.

Violent weather kept the Hogs from flying to Pine Bluff until the morning of the game, and the Razorbacks arrived in town two hours before the nationally televised contest.

If the Razorbacks were weary, they showed no signs of it. They defended North Carolina fiercely, holding the Tar Heels to 45 percent shooting. North Carolina had plenty of weapons. Michael Jordan, Sam Perkins and Brad Daugherty, all future NBA stars, were in the starting lineup along with Steve Hale, a guard from Tulsa whose second choice of schools was Arkansas.

The Hogs were armed with Joe Kleine and Alvin Robertson, but the unsung heroes were Darryl Bedford and Charles Balentine. Bedford, a freshman who had been a little used reserve, hit all six of his shots and scored 12 points. Balentine, of course, was the hero at the end.

A crowd of 7,529 was in a frenzy from the opening tipoff to the final buzzer. They watched Jordan score 21 points and Kleine answer with 20. Perkins had 17 and Hale 15. Leroy Sutton scored 11 points, Balentine 10 and Robertson nine for the Hogs.

North Carolina's largest lead of the first half was five points. UA led by as many as seven before taking a 38-34 advantage at the break. The second half was a nailbiter and the Tar Heels led by one with only seconds to play. Balentine drove the baseline and hit an eight-footer to give Arkansas the lead before UNC missed a buzzer shot.

2

ARKANSAS 65, No. 1 NORTH CAROLINA 64  
 FEBRUARY 12, 1984, AT PINE BLUFF







Vincent Hunter (back) and Ronnie Brewer celebrate a victory last season.



Sidney Moncrief and Larry Bird put on a great show in the 1979 Midwest Regional Final.

and Marquette to advance to the Sweet 16 before falling to top-ranked Massachusetts.

In 1997, Arkansas was forced to endure an NCAA inquiry, which proved fruitless, but it damaged the Hogs' recruiting. The streak of nine straight NCAA Tournament appearances ended but the Bud Walton Arena crowds were rejuvenated by three NIT games. Fans who never had the opportunity to buy Razorback basketball tickets were able to attend and helped UA advance to the NIT semifinals in New York.

It was back to the NAAs in 1998 as the Razorbacks, who got 10.4 points and an SEC-leading 9.8 rebounds per game from Nick Davis, won 24 games and reached the second round with a win over Nebraska.

Arkansas won its 10th straight NCAA Tournament first-round game in 1999 as Pat Bradley set school records for career three-point shooting (366-915, .400). Derek Hood recorded more double-doubles than anyone in UA history (34) and also led the league in rebounding (10.3), and Kareem Reid broke Mayberry's career record for assists (748).

UA also had one of the most unique weeks in its basketball history. The final two home games came over a five-day span against No. 5 Kentucky and No. 2 Auburn. Never before had Arkansas played two top 10 teams at home in the same week. Arkansas beat UK, 74-70, and topped Auburn, 104-88.

Following an up-and-down season in 2000, Arkansas won four games in four days, including wins over No. 16 Kentucky, No. 10 LSU and No. 23 Auburn to win the school's first SEC Tournament title. Brandon Dean was the MVP after averaging 15.2 points in the title run.

The 2001 club rebounded from an 0-3 league start with a six-game winning streak late in the year to earn Arkansas' 13th NCAA Tournament appearance in 14 years and its 15th straight postseason tournament berth.

The Nolan Richardson era came to an end in 2002 when he was released from his contract. The Razorbacks dropped to 14-15, including a 13-14 mark under Richardson. Mike Anderson was 1-1 as interim head coach for the last two games of the season.

Stan Heath has rebuilt the roster the last two years with recruiting classes ranked as high as No. 13 by Rivals.com in 2004 and No. 7 by *Hoop Scoop* in 2003. Ronnie Brewer, a freshman All-American, and Jonathon Modica, a second-team All-SEC pick, formed a dynamic duo in '04 as the 12-16 Hogs showed marked improvement in several areas and recorded wins over No. 22 Vanderbilt and No. 25 South Carolina.

3

No.1 INDIANA STATE 73, No. 5 ARKANSAS 71

NCAA REGIONAL FINAL  
MARCH 17, 1979, AT CINCINNATI, OHIO

**A** Final Four team in 1978, Arkansas was not expected to return in 1979 with the loss of Ron Brewer and Marvin Delph, two of the famed "Triplets." Sidney Moncrief, however, almost single-handedly pushed his team to greater heights than anyone expected.

Moncrief, senior Steve Schall and a cast of sophomores and freshmen put together a 14-game winning streak late in the year and arrived at the Midwest Regional finals ready to challenge No. 1-ranked and unbeaten Indiana State, and superstar Larry Bird. The stakes were a spot in the Final Four.

Bird was awesome. The Hogs simply could not stop him. With 9:22 left, he already had 27 points. Razorback Coach Eddie Sutton then made the ultimate gamble. He put the 6-4 Moncrief on the 6-9 Bird for the final seven minutes.

Bird scored just four more points. Moncrief, meanwhile, was almost as unstoppable as Bird had been. He finished with 24 points and eight rebounds, and had his team in a position to win late. Arkansas had the ball with 1:31 left and holding for the last shot with the score tied 71-71.

With 1:02 remaining, U.S. Reed tripped and was called for walking, giving the Sycamores the ball.

ISU held for the last shot, but could not get the ball to Bird, who was smothered by Moncrief. It was Bob Heaton who launched the shot with two seconds left and the Hogs watched helplessly as it hit both sides of the rim before dropping through, depriving the Hogs of a second straight trip to the Final Four.

INDIANA STATE 73, ARKANSAS 71

MIDWEST REGIONAL // ELITE EIGHT // MARCH 17, 1979  
RIVERFRONT COLISEUM // CINCINNATI, OHIO // Att.: 17,166

INDIANA ST.

##Player	Tot-FG				Rebounds			A	TO	BLK	S	MIN
	FG	FGA	FT	FTA	Tot	PF	TP					
42 Alex Gilbert *	6	9	0	0	2	3	12	0	0	2	0	22
40 Brad Miley *	3	3	0	0	4	2	6	3	1	0	0	35
33 Larry Bird *	12	22	7	8	10	3	31	3	2	0	1	40
23 Steve Reed *	0	1	0	0	0	3	0	5	0	0	0	32
22 Carl Nicks *	5	11	3	4	0	4	13	3	3	0	0	33
30 Bob Heaton	4	5	0	0	1	0	8	0	0	0	0	16
44 Leroy Staley	1	4	1	3	3	1	3	0	1	0	1	22
TEAM	0											
<b>Totals</b>	<b>31</b>	<b>55</b>	<b>11</b>	<b>15</b>	<b>20</b>	<b>16</b>	<b>73</b>	<b>14</b>	<b>7</b>	<b>2</b>	<b>2</b>	<b>200</b>

<b>FG%</b>	1st Half: 15-30 .500	2nd Half: 16-25 .640	Game: .564	<b>DEADBALL</b>
<b>F Throw%</b>	1st Half: 7-11 .636	2nd Half: 4-4 1.000	Game: .733	<b>REBOUNDS</b>
				2

ARKANSAS

##Player	Tot-FG				Rebounds			A	TO	BLK	S	MIN
	FG	FGA	FT	FTA	Tot	PF	TP					
20 Alan Zahn *	5	7	0	0	3	3	10	3	1	0	0	30
44 Scott Hastings *	3	7	4	4	3	2	10	3	3	0	0	40
30 Steve Schall *	6	7	0	2	4	4	12	2	1	0	0	40
24 U.S. Reed *	4	8	3	3	4	5	11	2	1	0	0	34
32 Sidney Moncrief *	10	16	4	4	8	2	24	2	3	0	0	40
40 Tony Brown	0	0	0	0	0	0	0	1	0	0	0	4
34 Mike Young	2	2	0	0	1	1	4	1	0	0	0	12
TEAM	2											
<b>Totals</b>	<b>30</b>	<b>47</b>	<b>11</b>	<b>13</b>	<b>25</b>	<b>17</b>	<b>71</b>	<b>14</b>	<b>10</b>	<b>0</b>	<b>0</b>	<b>200</b>

<b>FG%</b>	1st Half: 16-25 .640	2nd Half: 14-22 .636	Game: .638	<b>DEADBALL</b>
<b>F Throw%</b>	1st Half: 7-9 .778	2nd Half: 4-4 1.000	Game: .846	<b>REBOUNDS</b>
				0

Officials: Weiler, Nichols, Robinson  
Technical fouls: None  
Attendance: 17,166

Score by Periods	1st	2nd	Total
Indiana St.	37	36	73
Arkansas	39	32	71



# UA IN THE FINAL FOUR



Al Dillard played just 12 minutes a game during the national championship season of 1994, but he was third on the team in scoring (8.9 ppg). In the same role the following season, he averaged 6.8 points a game as the Hogs reached the NCAA title game.

**D**uring Arkansas' long, illustrious basketball history, the Razorbacks have been to the NCAA Final Four six times.

The Hogs have earned 27 bids to the NCAA Tournament and made 26 appearances, missing the 1944 event due to a car accident prior to the first-round games.

Only eight schools in the entire country have been to the Final Four more than Arkansas, and only eight schools have earned more than UA's 27 NCAA Tournament bids. Among Southeastern Conference schools, only Kentucky has been to the NCAA Tournament more often. In fact, Arkansas' 1994 national championship put the Razorbacks in the same company as the Wildcats as the only SEC schools to ever win the national championship. LSU, Georgia, Mississippi State and Florida are the only other league schools to reach the Final Four.

It was tougher to get in the tournament in the early days, but it also took fewer games to win the title.

In the 1940s, only eight teams participated in the NCAA Tournament, which first became an event in 1939. Up to that point, the NIT was the top national post-season tournament. Twice in the '40s, the Razorbacks advanced to the Final Four.

The 1941 Hogs roared through the Southwest Conference with a 12-0 mark and carried a 19-2 record into the tournament. Arkansas downed Wyoming, 65-40, to reach the

## ARKANSAS 74, UCLA 70

WESTERN REGIONAL // SWEET 16 // MARCH 16, 1978  
UNIVERSITY ARENA // ALBUQUERQUE, N.M. // Att.: 17,750

UCLA		Tot-FG				Rebounds				PF				TP				A				TO				BLK				S				MIN			
#	Player	FG	FGA	FT	FTA	Tot	PF	TP	A	TO	BLK	S	MIN																								
24	David Greenwood *	8	13	1	4	4	5	17	2	2	2	1	39																								
35	James Wilkes *	3	5	0	0	0	5	6	1	1	0	1	21																								
31	Gig Sims *	0	1	0	0	4	2	0	1	1	1	0	13																								
22	Raymond Townsend *	1	11	0	0	2	2	2	2	2	0	0	26																								
24	Roy Hamilton *	9	16	1	2	1	4	19	6	3	0	4	36																								
14	Brad Holland	5	8	0	0	2	8	2	1	0	0	20																									
32	Darrel Allums	6	7	0	2	10	4	12	0	2	0	1	27																								
50	Marvin Thomas	1	1	0	0	2	0	2	0	0	0	1																									
55	Kiki Vandeweghe	2	4	0	0	4	0	4	0	1	1	0	17																								
TEAM						3																															
<b>Totals</b>		<b>34</b>	<b>67</b>	<b>2</b>	<b>8</b>	<b>30</b>	<b>24</b>	<b>70</b>	<b>14</b>	<b>13</b>	<b>4</b>	<b>7</b>	<b>200</b>																								
FG%		1st Half: 14-28 .500				2nd Half: 20-39 .512				Game: .507				DEADBALL																							
F Throw%		1st Half: 1-5 .200				2nd Half: 1-3 .333				Game: .250				REBOUNDS																							
										2																											

ARKANSAS		Tot-FG				Rebounds				PF				TP				A				TO				BLK				S				MIN			
#	Player	FG	FGA	FT	FTA	Tot	PF	TP	A	TO	BLK	S	MIN																								
42	Jim Counce *	0	1	2	2	3	0	2	3	5	0	2	39																								
44	Marvin Delph *	11	14	1	1	10	2	23	0	3	0	1	40																								
30	Steve Schall **	4	7	0	0	2	4	8	1	2	1	2	20																								
10	Ron Brewer *	5	14	8	10	5	0	18	5	4	0	0	40																								
32	Sidney Moncrief *	7	13	7	13	11	2	21	1	1	1	0	39																								
20	Alan Zahn	1	1	0	0	2	3	2	1	1	0	0	21																								
24	U.S. Reed	0	0	0	2	0	0	0	0	0	0	0	1																								
TEAM						3																															
<b>Totals</b>		<b>28</b>	<b>50</b>	<b>18</b>	<b>28</b>	<b>36</b>	<b>12</b>	<b>74</b>	<b>11</b>	<b>16</b>	<b>2</b>	<b>5</b>	<b>200</b>																								
FG%		1st Half: 19-30 .633				2nd Half: 9-20 .450				Game: .560				DEADBALL																							
F Throw%		1st Half: 4-5 .800				2nd Half: 14-23 .608				Game: .642				REBOUNDS																							
										3																											

Officials: Henry Nichols, Charles Fouty  
Technical fouls: None  
Attendance: 17,750

Score by Periods	1st	2nd	Total
UCLA	29	41	70
Arkansas	42	32	74

**I**t had been an incredible year for Arkansas. The Razorbacks repeated as Southwest Conference champs but had to nervously await an NCAA at-large bid when they were eliminated from the league tournament by Houston in the semifinals. The "Triplets," Ron Brewer, Sidney Moncrief and Marvin Delph, were the ringleaders of one of the greatest teams in school history.

Still, the Hogs were underdogs and a new kid on the NCAA block when they faced second-ranked UCLA in the third round at Albuquerque. David Greenwood was the leader of the Bruins, who weren't far removed from their incredible string of NCAA championships.

UCLA was stunned as Arkansas roared to a 40-22 lead that was cut to 42-29 by half-time. The Bruins didn't panic. They pressed the Hogs and took a 60-58 lead.

Brewer tied the game with two free throws, Steve Schall hit a short turnaround and Delph drilled a jump shot to put the Hogs back in front. By game's end the Razorbacks were going strong.

Delph sizzled by hitting 11 of his 14 shots, finishing with 23 points. Moncrief had 21 and Brewer 18. Greenwood finished with 17 for UCLA.

The victory moved the Razorbacks a step closer to their eventual trip to the Final Four.

# 4

**No. 5 ARKANSAS 74, No. 2 UCLA 70**

NCAA TOURNAMENT REGIONAL SEMIFINAL  
MARCH 16, 1978, AT ALBUQUERQUE, N.M.

Ron Brewer had 18 points while fellow "Triplets" Marvin Delph had 23 and Sidney Moncrief 21 as Arkansas beat No. 2 UCLA on the way to the 1978 Final Four.





## ARKANSAS IN THE FINAL FOUR

- 1941 > TIED FOR THIRD
- 1945 > TIED FOR THIRD
- 1978 > THIRD
- 1990 > TIED FOR THIRD
- 1994 > NATIONAL CHAMPION
- 1995 > RUNNER-UP

U.S. Reed's midcourt buzzer-beater knocked off defending national champion Louisville in 1981 and was ranked by *Sports Illustrated* as the second-most historic event in college basketball behind North Carolina State's title game win over Houston in 1983.



A MOMENT TO REMEMBER  
U. S. REED BEATS LOUISVILLE

Defending NCAA champion Louisville and Southwest Conference champion Arkansas clawed at each other for 39 minutes and 55 seconds in the second round of the NCAA Tournament and the scoreboard read Louisville 73, Arkansas 72 after Derek Smith's short jumper for the Cardinals.

The Razorbacks, who had led by six points with 2:13 left, called timeout. U.S. Reed took the inbounds pass and coolly dribbled to the midcourt area near the sideline. With a second left on the clock, he launched a desperation 49-footer. The only thing desperate after the shot was the look on the faces of the Louisville players as they watched the ball hit nothing but net.

Reed shook hands with everyone on the press table after hitting a shot that will live forever in the minds of Razorback fans. He finished with 19 points. Darrell Walker had 23 and the Hogs were still alive in the NCAA Tournament.



Lenzie Howell, who averaged 13.9 points a game for the year and was the NCAA Tournament Midwest Regional MVP, helped UA knock off Princeton, Dayton, North Carolina and Texas to reach the 1990 Final Four.

# 5

## No. 20 ARKANSAS 74, No. 12 LOUISVILLE 73

NCAA TOURNAMENT SECOND ROUND  
MARCH 14, 1981, AT AUSTIN, TEXAS

### ARKANSAS 74, LOUISVILLE 73

MIDWEST REGIONAL > SECOND ROUND > MARCH 14, 1981  
FRANK ERWIN CENTER > AUSTIN, TEXAS > Att.: 8,523

##Player	Tot-FG			Rebounds			PF	TP	A	TO	BLK	S	MIN
	FG	FGA	FT	Tot	PF								
40 Tony Brown *	1	3	0	0	2	5	2	0	2	0	1	3	3
42 Keith Peterson *	2	4	4	6	6	3	8	0	2	0	1	39	39
44 Scott Hastings *	2	8	8	8	8	4	12	0	2	0	0	32	32
20 Darrell Walker *	9	15	5	7	4	3	23	3	1	0	2	40	40
24 U.S. Reed *	7	14	5	6	6	3	19	6	5	1	3	40	4
43 Greg Skulman	0	0	0	0	0	0	1	2	0	0	0	4	4
34 Mike Young	4	7	2	2	0	2	10	1	5	0	0	25	25
45 Carey Kelly	0	1	0	1	1	3	0	0	1	0	0	13	13
12 Brad Friess	0	0	0	0	0	0	0	0	0	0	0	4	4
TEAM				7									
<b>Totals</b>	<b>25</b>	<b>52</b>	<b>24</b>	<b>30</b>	<b>34</b>	<b>23</b>	<b>74</b>	<b>11</b>	<b>20</b>	<b>1</b>	<b>7</b>	<b>200</b>	

<b>FG%</b>	1st Half: 15-34 .441	2nd Half: 10-18 .555	Game: .480	<b>DEADBALL</b>
<b>F Throw%</b>	1st Half: 7-8 .875	2nd Half: 17-22 .772	Game: .800	<b>REBOUNDS</b>
				<b>0</b>

##Player	Tot-FG			Rebounds			PF	TP	A	TO	BLK	S	MIN
	FG	FGA	FT	Tot	PF								
43 Derek Smith *	5	9	0	0	7	4	10	5	6	1	1	35	35
22 Rodney McCray *	4	4	3	5	5	5	11	2	1	0	3	25	25
33 Charles Jones *	4	4	2	4	3	3	10	0	1	4	0	31	31
4 Lancaster Gordon *	3	6	2	3	4	2	8	1	2	1	1	30	30
5 Jerry Eaves *	3	11	3	5	4	2	9	3	8	0	1	35	35
21 Scooter McCray	5	9	1	4	4	4	11	0	0	2	2	23	23
34 Roger Burkman	0	0	4	4	1	5	4	0	0	0	0	8	8
44 Poncho Wright	2	5	6	6	0	1	10	1	1	1	0	2	10
14 Greg Deuser	0	1	0	0	0	0	0	1	1	0	0	3	3
TEAM				1									
<b>Totals</b>	<b>26</b>	<b>49</b>	<b>21</b>	<b>31</b>	<b>29</b>	<b>26</b>	<b>73</b>	<b>13</b>	<b>20</b>	<b>8</b>	<b>10</b>	<b>200</b>	

<b>FG%</b>	1st Half: 12-18 .667	2nd Half: 14-31 .452	Game: .531	<b>DEADBALL</b>
<b>F Throw%</b>	1st Half: 9-15 .600	2nd Half: 12-15 .800	Game: .677	<b>REBOUNDS</b>
				<b>2</b>

**Officials:** Dale Kelly, James Howell, Bobby Dialer  
**Technical fouls:** None  
**Attendance:** 8,523

Score by Periods	1st	2nd	Total
Arkansas	37	37	74
Louisville	33	40	73



Final Four at Kansas City. Washington State handed the Razorbacks a 64-53 setback, meaning Arkansas and Pittsburgh tied for third since there was no third-place game.

UA returned in 1945, again to Kansas City. Arkansas was 16-8 entering the tournament but edged Oregon, 79-76, to reach the Final Four. Eventual national champion Oklahoma State, which Arkansas had defeated once earlier in the season, downed the Hogs and UA tied Ohio State for third place.

It took 33 years for Arkansas to return. In 1978, the Hogs were Southwest Conference champs and beat Weber State, second-ranked UCLA and California-Fullerton to advance to the Final Four at St. Louis. Top-ranked Kentucky led by just one with two minutes to play and posted a 64-59 victory.

There was a third-place game and Ron Brewer hit a buzzer shot from the top of the circle to send the Razorbacks past Notre Dame, 71-69. Brewer had 20 points and Marvin Delph 21 in their final game as Razorbacks.

Nolan Richardson guided the Hogs to the Final Four in 1990, 1994 and '95.

In 1990, wins over Princeton, Dayton, North Carolina and Texas earned Arkansas a trip to Denver. UA was 30-4 heading into a semifinal showdown with Duke.

Richardson took his club to Denver a day early to adjust to the altitude, but the Hogs fell behind early in both halves and used plenty of adrenaline to catch up. UA led 69-62 with 10:38 remaining, but ran out of gas. Duke came back and won, 97-83, but also used most of its energy. The Blue Devils were beaten by Nevada-Las Vegas in the title game while UA tied Georgia Tech for third.

The ultimate came in 1994. The Hogs downed North Carolina A&T, Georgetown, Tulsa and Michigan to advance to the Final Four at Charlotte, N.C. The win over Arizona was Arkansas' first ever in the national semifinals and set up a clash with Duke.

With the score tied with less than a minute to play, a well-defended Scotty Thurman hit a three-pointer to lead the Razorbacks to a 76-72 victory and the national title.

With every starter from the championship squad returning, the Hogs were favored to return to the Final Four in 1995, and they did. Texas Southern, Syracuse, Memphis and Virginia were knocked off along the way to the Final Four at Seattle, but none of the wins came by more than six points.

Arkansas fell behind early but rallied to get by North Carolina in the semifinals. Playing in the NCAA championship game for the second straight year, Arkansas came up short in an 89-78 loss to UCLA.



Steve Schall and Arkansas lost their 1978 Final Four semifinal game to Kentucky, but they beat Notre Dame in the third-place game.



**ARKANSAS 106, LSU 92 (OT)**

MARCH 3, 1992

BARNHILL ARENA > FAYETTEVILLE, ARK. > Att.: 9,518

LSU	Tot-FG		3-Pt		FGA		FT		FTA		Rebounds		Tot	PF	TP	A	TO	BLK	S	MIN
	FG	FGA	FG	FGA	FT	FTA	OF	DE	OF	DE										
22 Clarence Ceasar *	6	15	3	8	0	0	2	6	8	5	15	6	2	1	3	0	0	0	0	37
24 Vernel Singleton *	6	8	1	1	10	11	5	2	7	5	23	1	2	0	0	0	0	0	0	37
33 Shaquille O'Neal *	9	17	0	0	3	5	5	9	14	3	21	0	2	2	0	0	0	0	0	42
4 Jamie Brandon *	5	10	2	4	0	0	2	1	3	3	12	8	3	0	0	0	0	0	0	44
10 Maurice Williamson *	6	11	4	5	1	2	0	0	0	0	3	17	4	2	0	2	2	0	0	34
43 Geert Hammink	0	0	0	0	0	0	0	1	1	0	0	1	1	0	0	0	0	0	0	3
25 Paul Marshall	0	2	0	2	0	0	0	0	0	1	0	1	0	1	0	0	0	0	1	11
5 Justin Anderson	1	5	1	4	1	2	1	0	1	2	4	2	1	0	0	0	0	0	0	15
32 Harold Boudreaux	0	0	0	0	0	0	0	0	0	0	0	0	0	0	0	0	0	0	0	1
11 Mike Hansen	0	0	0	0	0	0	0	0	0	0	0	0	0	0	0	1	0	0	0	1
TEAM											2	0								
<b>Totals</b>	<b>33</b>	<b>68</b>	<b>11</b>	<b>24</b>	<b>15</b>	<b>20</b>	<b>17</b>	<b>19</b>	<b>36</b>	<b>22</b>	<b>92</b>	<b>23</b>	<b>14</b>	<b>3</b>	<b>6</b>	<b>225</b>				

FG%	1st Half: 21-35 .571	2nd Half: 12-33 .364	Game: .485	DEADBALL
3-Pt. FG%	1st Half: 7-14 .500	2nd Half: 4-10 .400	Game: .417	REBOUNDS
F Throw%	1st Half: 2-5 .400	2nd Half: 13-15 .867	Game: .750	3

ARKANSAS	Tot-FG		3-Pt		FGA		FT		FTA		Rebounds		Tot	PF	TP	A	TO	BLK	S	MIN
	FG	FGA	FG	FGA	FT	FTA	OF	DE	OF	DE										
34 Roosevelt Wallace *	4	7	0	0	0	0	2	2	4	6	0	8	2	2	0	0	0	0	0	15
3 Warren Linn *	5	9	3	6	0	0	0	0	1	1	13	3	0	0	0	0	0	0	0	34
25 Oliver Miller *	4	6	0	1	2	4	3	7	10	4	10	2	2	3	3	4	1	0	0	41
10 Todd Day *	7	13	1	4	12	15	3	5	8	3	27	3	3	0	3	4	3	0	0	43
11 Lee Mayberry *	12	18	9	12	2	2	1	1	2	0	35	7	2	0	3	4	2	0	0	42
35 Isaiah Morris	1	4	0	0	0	0	0	0	0	1	2	0	0	0	0	0	0	0	0	9
21 Darrell Hawkins	4	7	0	0	3	3	0	0	0	3	11	0	1	0	0	0	0	0	0	28
23 Ken Biley	0	0	0	0	0	0	0	0	0	0	0	1	0	0	0	0	0	0	0	3
20 Robert Shepherd	0	0	0	0	0	0	0	0	0	0	0	0	1	0	0	0	0	0	0	8
12 Clint McDaniel	0	0	0	0	0	0	0	0	0	0	0	0	1	0	0	0	0	0	0	2
TEAM											2	1								
<b>Totals</b>	<b>37</b>	<b>64</b>	<b>13</b>	<b>23</b>	<b>19</b>	<b>26</b>	<b>11</b>	<b>19</b>	<b>30</b>	<b>12</b>	<b>106</b>	<b>19</b>	<b>11</b>	<b>3</b>	<b>9</b>	<b>225</b>				

FG%	1st Half: 14-29 .483	2nd Half: 23-35 .657	Game: .578	DEADBALL
3-Pt. FG%	1st Half: 6-10 .600	2nd Half: 7-13 .538	Game: .565	REBOUNDS
F Throw%	1st Half: 2-7 .286	2nd Half: 17-19 .895	Game: .731	5

Officials: John Clougherty, Duke Edsall, Frank Scagliotta  
 Technical fouls: None  
 Attendance: 9,518

Score by Periods	1st	2nd	OT	Total
LSU	51	36	5	92
Arkansas	36	51	19	106

It was Arkansas' first year as a member of the Southeastern Conference. Earlier in the season, Todd Day had exploded for a career-high 43 points as the Razorbacks defeated LSU, 101-90, at Baton Rouge. The Tigers recovered from the defeat, though, and by the time they arrived at Barnhill Arena, they had tied the Hogs for the SEC lead.

LSU's first ever visit to Fayetteville would determine the SEC championship.

The Tigers started strong. Shaquille O'Neal did his best to quiet an overflow crowd of 9,518 with 11 points in the opening half as LSU roared to a 51-36 advantage. O'Neal, however, scored his last points with 11:37 remaining to give the Tigers a 69-58 lead before the Razorbacks charged back.

Lee Mayberry, who hit a then-school record nine three-point field goals and finished with 35 points, teamed with Day, who finished with 27, to bring the Hogs from behind. Mayberry's last three-pointer tied the game at 87-all and Oliver Miller blocked O'Neal's shot at the buzzer to force overtime.

Arkansas blitzed the Tigers, 19-5, in the extra period. Day scored nine points and Mayberry had four during that time. The victory sent Barnhill Arena into a frenzy and the Razorbacks on the way to their first SEC title.



Oliver Miller had 10 points, 10 rebounds, three blocked shots and three steals against the Tigers.

**6**  
**No. 7 ARKANSAS 106, No. 23 LSU 92 (OT)**  
**MARCH 3, 1992, AT FAYETTEVILLE**



# THE NATIONAL CHAMPIONSHIP



Corliss Williamson was named the Most Outstanding Player of the 1994 Final Four after averaging 26.0 points and 10.5 rebounds in Arkansas' two wins.

Without a senior in the starting lineup, playing in the most palatial arena in college basketball with the President of the United States attending four games and led by a coach with a system that could not be drawn up on a blackboard, Arkansas vaulted into the elite of the elite when the Razorbacks won the 1994 NCAA championship.

Construction workers built Bud Walton Arena in record time and the 19,200-seat showcase dazzled fans and opponents as much as the Razorbacks did. Sellout crowds each time the doors were opened watched the Hogs go 16-0 at home. Only one game, the 84-83 victory over LSU, was decided by fewer than 10 points. UA won those 16 games by an average of 30 points.

UA blitzed Murray State, 93-67, in the Bud Walton Arena opener on Nov. 29, but the building was dedicated a few nights later when Missouri came to Fayetteville for an ESPN showcase game. The Dec. 2 game was decided in the first few minutes as Arkansas roared to a 120-68 victory over a Missouri club which went unbeaten in the Big Eight and came within one victory of reaching the Final Four.

Ranked No. 1 nationally for 10 weeks during the regular season, the Hogs lost only twice during the regular campaign. Alabama beat Arkansas, 66-64, in Tuscaloosa, and Mississippi State edged the Hogs, 72-71, in Starkville.

Sophomores Corliss Williamson and Scotty Thurman carried much of the load, and junior Corey Beck was the blue collar leader. When the Hogs had to score, they went inside to Williamson, who averaged 20.4 points per game. He shot .626 from the field and 70 percent at the free throw line.

## 7

### No. 3 ARKANSAS 103, TEXAS 96 (OT) FEBRUARY 4, 1990, AT AUSTIN, TEXAS

Arkansas already had a two-game lead over Texas in the Southwest Conference when the Razorbacks invaded Austin for a nationally televised game.

The Hogs owned a four-game winning streak over the Longhorns, and it was a must-win situation for Texas. The Razorbacks led for most of the first half but Texas gained a five-point advantage midway through the second half. It was 77-72 'Horns when Todd Day fouled out for Arkansas 3:31 from the end.

Texas still led, 86-83, and had Travis Mays at the free throw line with 12 seconds left, but Mays missed the free throw and Lee Mayberry stunned the Texas crowd of more than 16,000 with a long three-pointer three seconds from the buzzer to send the game into overtime.



Arkansas made sure Texas never recovered. A three-pointer by Ernie Murry got the Hogs started and Mayberry's jumper at 3:20 put the Hogs in front to stay. Mayberry and Lenzie Howell each scored 23 points to offset 24 by Joey Wright, 23 by Mays and 22 by Lance Blanks. The victory gave Arkansas a three-game lead it never surrendered on its way to the SWC title.

Lee Mayberry's deep three sent the game to overtime and Arkansas never looked back.

## ARKANSAS 103, TEXAS 96 (OT)

FEBRUARY 4, 1990

ERWIN CENTER > AUSTIN, TEXAS > Att.: 16,231

### ARKANSAS

##Player	Tot-FG		3-Pt		Rebounds			Tot	PF	TP	A	TO	BLK	S	MIN	
	FG	FGA	FG	FGA	FT	FPA	OF									DE
10 Todd Day *	7	16	0	0	3	4	3	2	5	5	17	1	3	2	3	33
24 Lenzie Howell *	10	19	0	0	3	5	1	3	4	2	23	2	3	1	3	31
55 Mario Credit *	0	2	0	0	0	0	1	1	2	2	0	0	1	2	10	
11 Lee Mayberry *	9	16	2	4	3	3	1	6	7	4	23	3	5	0	43	
20 Arlyn Bowers *	0	4	0	1	2	2	0	1	3	2	0	0	0	0	11	
14 Ernie Murry	3	6	2	3	1	1	1	3	4	2	9	2	0	0	18	
21 Darrell Hawkins	1	2	0	0	0	0	0	1	1	0	2	0	2	0	6	
22 Cannon Whitby	0	0	0	0	0	0	0	0	0	0	0	0	0	0	1	
25 Oliver Miller	3	11	0	0	2	5	8	13	4	8	0	4	10	4	32	
31 Ron Huery	4	7	0	0	7	9	0	3	3	4	15	4	1	2	32	
42 Larry Marks	2	3	0	0	0	0	0	0	0	4	0	0	0	0	8	
TEAM								4	5							
<b>Totals</b>	<b>39</b>	<b>86</b>	<b>4</b>	<b>8</b>	<b>21</b>	<b>26</b>	<b>13</b>	<b>32</b>	<b>45</b>	<b>26</b>	<b>103</b>	<b>12</b>	<b>18</b>	<b>16</b>	<b>14</b>	<b>225</b>

<b>FG%</b>	<b>1st Half: 18-38 .473</b>	<b>2nd Half: 21-48 .437</b>	<b>Game: .453</b>	<b>DEADBALL</b>
<b>3-Pt. FG%</b>	<b>1st Half: 1-4 .250</b>	<b>2nd Half: 3-4 .750</b>	<b>Game: .500</b>	<b>REBOUNDS</b>
<b>F Throw%</b>	<b>1st Half: 7-9 .777</b>	<b>2nd Half: 14-17 .823</b>	<b>Game: .807</b>	<b>1</b>

### TEXAS

##Player	Tot-FG		3-Pt		Rebounds			Tot	PF	TP	A	TO	BLK	S	MIN	
	FG	FGA	FG	FGA	FT	FPA	OF									DE
32 Lance Blanks *	4	15	1	4	13	14	1	4	5	3	22	5	2	0	4	45
42 Locksley Collie *	4	14	0	0	7	12	9	7	16	5	15	1	4	0	0	38
44 Guillermo Myers *	5	8	0	0	0	1	6	7	13	4	10	0	2	3	1	36
12 Joey Wright *	7	15	3	6	7	7	2	8	10	4	23	1	6	1	44	
14 Travis Mays *	9	23	3	9	2	3	2	8	10	4	23	1	6	1	2	45
3 Benford Williams	1	5	0	0	0	0	3	3	6	4	2	0	1	0	13	
11 Courtney Jeans	0	0	0	0	0	0	1	1	0	0	0	1	0	0	2	
55 George Muller	0	0	0	0	0	0	1	1	0	0	0	0	0	0	2	
TEAM								2	2							
<b>Totals</b>	<b>30</b>	<b>80</b>	<b>7</b>	<b>19</b>	<b>29</b>	<b>37</b>	<b>23</b>	<b>37</b>	<b>60</b>	<b>23</b>	<b>96</b>	<b>11</b>	<b>25</b>	<b>5</b>	<b>8</b>	<b>225</b>

<b>FG%</b>	<b>1st Half: 13-35 .371</b>	<b>2nd Half: 17-45 .378</b>	<b>Game: .375</b>	<b>DEADBALL</b>
<b>3-Pt. FG%</b>	<b>1st Half: 2-6 .333</b>	<b>2nd Half: 5-13 .385</b>	<b>Game: .368</b>	<b>REBOUNDS</b>
<b>F Throw%</b>	<b>1st Half: 12-14 .857</b>	<b>2nd Half: 17-23 .739</b>	<b>Game: .784</b>	<b>4</b>

Officials: Mike Tanco, Wally Tanner, Larry Stubing  
 Technical fouls: None  
 Attendance: 16,231

<b>Score by Periods</b>	<b>1st</b>	<b>2nd</b>	<b>OT</b>	<b>Total</b>
Arkansas	44	42	17	103
Texas	40	46	10	96



The Razorbacks prepare to celebrate winning the 1994 national championship.

Thurman, though, was the last-minute hero. His three-pointer with seven seconds left gave Arkansas a one-point victory at Tennessee. He hit another three in the last 30 seconds to lift the Hogs past LSU at Baton Rouge in overtime.

Beck did much of the dirty work, defending with tenacity and leading the team in assists. He and junior Clint McDaniel probably were the best defensive guards in college basketball. Head coach Nolan Richardson certainly thought so. McDaniel also provided perimeter firepower, as did junior Dwight Stewart, Arkansas' fifth starter who was more a forward than a center.

Richardson used a deep bench to guide the Hogs to a 24-2 regular season finish. Al Dillard brought instant offense into any contest with his incredible three-point shooting range. He was Arkansas' third-leading scorer behind Williamson and Thurman (15.9 ppg) with an 8.9 average even though he played just more than 12 minutes a game. Roger Crawford, one of only two seniors on the squad, also brought instant firepower off the bench, but he was injured early in the NCAA Tournament run and was not available for the Final Four.

In his honor, UA players wore a No. 31 patch on their jerseys.

Freshmen Darnell Robinson and Lee Wilson, a pair of 6-11 centers, gave the Hogs size they didn't have in 1993 when they won 22 games and reached the Sweet 16 before falling to eventual national champion North Carolina. Senior Ken Biley and junior Elmer Martin also made significant contributions.

When President Bill Clinton visited Bud Walton Arena for a Dec. 28 blowout of Texas Southern, no one realized it would be a preview of later visits to the NCAA Tournament. The nation's most recognizable Razorback fan later appeared on the cover of *Sports Illustrated* wearing sweats presented by Richardson.

A 13-game winning streak was snapped by Kentucky in the SEC Tournament, but the Razorbacks were still seeded first in the Midwest Regional at Oklahoma City. Williamson scored 24 points and had seven rebounds in a 94-79 first-round victory over North Carolina A&T. He followed with 21 points and Robinson, making a surprise start, added 13 in the 85-73 second-round win over Georgetown.

Early in the year, Tulsa gave Arkansas a scare before the Hogs won in overtime, 93-91, in Tulsa. The Golden Hurricane surprised UCLA and Oklahoma State to reach the Sweet 16 with UA in Dallas. This one was no contest as Williamson and Thurman scored 21 each, and McDaniel 19 in a 103-84 victory.

Michigan was Arkansas' regional final foe and the Hogs could not contain

**ARKANSAS 73, HOUSTON 68**

MARCH 4, 1984

BARNHILL ARENA > FAYETTEVILLE, ARK. > Att.: 9,438

**HOUSTON**

#Player	Tot-FG			Rebounds			TP	A	TO	BLK	S	MIN
	FG	FGA	FT	Tot	PF							
43 Michael Young *	7	16	8	9	4	2	22	2	0	0	0	40
41 Rickie Winslow *	4	8	3	5	5	1	11	1	3	0	1	31
35 Akeem Olajuwon *	5	6	0	0	6	5	10	0	1	5	0	33
21 Alvin Franklin *	7	13	7	7	3	2	21	3	4	0	0	36
45 Reid Gettys *	1	3	0	0	1	4	2	3	2	0	0	23
33 Benny Anders	0	1	0	1	0	0	0	0	1	0	2	9
11 Derek Giles	0	1	0	0	1	2	0	2	0	1	2	11
55 Greg Anderson	1	2	0	0	3	1	2	0	1	0	0	13
15 Eric Dickens	0	0	0	0	1	1	0	0	0	0	0	4
TEAM				2								
<b>Totals</b>	<b>25</b>	<b>50</b>	<b>18</b>	<b>22</b>	<b>26</b>	<b>22</b>	<b>68</b>	<b>11</b>	<b>12</b>	<b>6</b>	<b>5</b>	<b>200</b>

<b>FG%</b>	1st Half: 16-23 .696	2nd Half: 9-27 .333	Game: .500	<b>DEADBALL</b>
<b>F Throw%</b>	1st Half: 4-7 .571	2nd Half: 14-15 .933	Game: .818	<b>REBOUNDS</b>
				2

**ARKANSAS**

#Player	Tot-FG			Rebounds			TP	A	TO	BLK	S	MIN
	FG	FGA	FT	Tot	PF							
33 Leroy Sutton *	4	6	0	0	4	4	8	0	0	0	0	36
24 Charles Balentine *	8	13	0	0	8	1	16	1	2	0	0	37
35 Joe Kleine *	6	10	10	10	5	4	22	1	3	0	0	39
14 Ricky Norton *	6	10	2	3	3	4	14	3	1	0	2	36
21 Alvin Robertson *	3	9	7	9	4	4	13	9	4	0	1	38
54 Darryl Bedford	0	2	0	0	0	1	0	0	0	0	0	4
30 Mike Ratliff	0	0	0	0	0	2	0	0	0	0	0	2
22 Robert Kitchen	0	1	0	0	0	0	0	1	0	0	0	2
12 Scott Rose	0	0	0	0	0	0	0	0	1	0	0	2
11 Jimmy Dykes	0	0	0	0	0	0	0	0	0	0	0	1
23 Kennan DeBose	0	0	0	0	0	0	0	0	0	0	0	1
52 Eric Poerschke	0	0	0	0	0	0	0	0	0	0	0	1
44 Jay Crane	0	0	0	0	0	0	0	0	0	0	0	1
TEAM				1								
<b>Totals</b>	<b>27</b>	<b>51</b>	<b>19</b>	<b>22</b>	<b>25</b>	<b>20</b>	<b>73</b>	<b>15</b>	<b>12</b>	<b>0</b>	<b>3</b>	<b>200</b>

<b>FG%</b>	1st Half: 17-29 .586	2nd Half: 10-22 .455	Game: .529	<b>DEADBALL</b>
<b>F Throw%</b>	1st Half: 0-0 .000	2nd Half: 19-22 .864	Game: .864	<b>REBOUNDS</b>
				3

**Officials:** Dibler, Stubing, Tanco  
**Technical fouls:** Houston - Olajuwon  
**Attendance:** 9,438

Score by Periods	1st	2nd	Total
Houston	36	32	68
Arkansas	34	39	73

**H**akeem Olajuwon and Houston were on their way to their third consecutive Final Four, they were ranked second nationally and hadn't lost a Southwest Conference game in two years. The Cougars had gone 16-0 in 1983 and were 15-0 going into the regular season finale at Barnhill Arena.

Arkansas was outstanding as well. The Hogs already had upset top-ranked North Carolina at Pine Bluff, but at 13-2 couldn't catch Houston in the SWC standings. No one in the overflow crowd of 9,438 cared as they watched a terrific contest showcased by national television.

Olajuwon was held to 10 points before fouling out, but Michael Young picked up the slack with 22 and Alvin Franklin earned 21. They weren't as hot as the Hogs, though. Joe Kleine, whose inside power put Olajuwon in foul trouble, scored 22 points, hitting all 10 of his free throws. Charles Balentine added 16, Ricky Norton 14 and Alvin Robertson 13 points and nine assists.

Houston led at the half but saw its hopes dim when Olajuwon drew his fourth and fifth fouls in a 38-second span six minutes from the end while trying to stop Kleine inside. Kleine hit all four free throws and the Hogs had a huge victory.

**Joe Kleine scored 22 points, forced Hakeem Olajuwon to foul out and the Hogs beat No. 2 Houston in 1984.**



**8**

**No. 12 ARKANSAS 73, No. 2 HOUSTON 68**  
 MARCH 4, 1984, AT FAYETTEVILLE





Juwan Howard, but neither could the Wolverines handle Thurman. With Williamson smothered by Michigan's inside defense and held to 12 points, Thurman tossed in 20 as UA reached the Final Four with a 76-68 win attended by President Clinton.

By the time the Hogs arrived at Charlotte, N.C., they were a confident bunch. They also had been somehow convinced by Richardson that they were not nationally respected, even though they had been ranked No. 1. Arizona was the semifinal opponent and the Wildcat guards, Damon Stoudamire and Khalid Reeves, were billed as the top offensive guards in the nation.

Beck and McDaniel were motivated to the hilt and smothered them. They combined to hit just 11 of their 43 shots, including just two of 22 three-point attempts. Williamson scored 29 points and grabbed 13 rebounds, and the Hogs advanced to the championship game with a 91-82 victory.

An entire state stood still on April 4, 1994. Arkansas fans who could not be there (more than 3,000 made the trip to Charlotte) watched and listened in every corner of the state. President Clinton was there again, and so was Duke, the 1991 and '92 national champion.


After an airtight first half that ended with Arkansas holding a 34-33 lead, Duke jumped out to a 10-point advantage in the first three minutes of the second half. However, the pace of the game picked up during the run and it never slowed down. The Razorbacks took advantage and were even with the Devils less than five minutes later.

When Arkansas built a 70-65 lead late in the contest, it looked safe, but Grant Hill's three tied the game with 1:29 remaining.

Although Williamson finished with 23 points, there was no doubt who would take the next shot for UA. Thurman launched a high-arching three-point attempt with only seconds left on the shot clock. The shot fell with 51 seconds left and when it settled through the net, the outcome had been determined. A pair of free throws by McDaniel and another by Dillard sealed Duke's fate, 76-72.

Once the national championship belonged to the Hogs, an entire state celebrated. President Clinton embraced Richardson on the court and later officially honored the Razorbacks at the White House.

The 1994 NCAA championship trophy is on display at Bud Walton Arena.



Clint McDaniel (above) and Corey Beck shut down Arizona's Damon Stoudamire and Khalid Reeves in the 91-82 semifinal victory in 1994.

9

ARKANSAS 104, No. 2 AUBURN 88  
FEBRUARY 24, 1999 AT FAYETTEVILLE

Auburn hadn't won a Southeastern Conference championship in 39 years but already had clinched the title and was ranked second nationally with a 25-1 record when the Tigers came to Bud Walton Arena for Arkansas' regular season home finale.

The Razorbacks had stunned fifth-ranked Kentucky four days earlier and believed a win over Auburn would clinch a spot in the NCAA Tournament.

It was an emotional evening before the game started. Seniors Derek Hood, Pat Bradley and Kareem Reid, record-setters who persevered through four sometimes-difficult seasons, were introduced to the Bud Walton fans for the final time.


Arkansas' fans created the noisiest environment Coach Nolan Richardson, his players and long-time followers of the program could ever remember. An overflow crowd of 20,298 nearly shook the building with an incredible level of exhortation. Not a player or coach on either side completed an interview without mentioning the crowd.

The game itself was airtight throughout the first half. The Hogs surged ahead by 10 points twice but a last second three-pointer by Tiger star Chris Porter carved the advantage to four by intermission. It was a one-point game with 16:26 left but a rebound basket by Hood spurred the Razorbacks to a 30-10 run that left Auburn in shock. Both teams were quick, but the Tigers must have thought there were more than five Hogs on the floor as the noise pushed Arkansas beyond its highest previous performance level of the campaign.

When it was over, the Razorbacks had a 16-point victory and a spot secured in the NCAA Tournament. Bradley hit five three-pointers and finished with 23 points. Hood had 18 points and 13 rebounds. Reid earned 10 points and 10 assists. Junior Chris Walker added 21 points.

It was Arkansas' finest execution of the season and the entire state was buzzing about the contest long after the season was concluded.

Following a win over No. 5 Kentucky five days earlier, Kareem Reid's 10 points and 10 assists helped the Razorbacks knock off second-ranked Auburn, which came in 25-1, in 1999.



ARKANSAS 104, AUBURN 88

FEBRUARY 24, 1999

BUD WALTON ARENA > FAYETTEVILLE, ARK. > Att.: 20,298

AUBURN												
##Player	Tot-FG	FG	FGA	3-Pt	FG	FGA	FT	FTA	OF	DE	Rebounds	PF
4 Chris Porter *	7	15	1	2	9	10	3	8	11	3	24	1
13 Bryant Smith *	3	8	0	1	5	7	6	1	7	2	11	0
34 Mamadou N'diaye *	4	6	0	0	0	4	4	8	3	8	1	1
10 Scott Pohlman *	5	15	4	8	0	0	4	1	5	3	14	2
50 Doc Robinson *	2	12	1	3	2	3	2	2	4	3	7	3
42 Adrian Chilliest	2	3	0	1	0	1	0	0	1	4	2	0
3 Reggie Sharp	0	5	0	2	0	0	1	3	4	1	0	2
23 Daymeon Fishback	5	6	3	3	0	0	2	2	4	2	13	1
12 Jay Heard	1	6	1	4	0	0	1	0	1	3	3	0
31 Mack McGadney	2	5	0	3	0	0	0	0	5	4	0	0
40 Abe Smith	0	0	0	0	0	0	0	0	0	0	1	0
45 Adrian Person	0	2	0	2	0	0	0	1	1	0	0	0
TEAM									4	1	5	
<b>Totals</b>	<b>31</b>	<b>83</b>	<b>10</b>	<b>29</b>	<b>16</b>	<b>21</b>	<b>27</b>	<b>23</b>	<b>50</b>	<b>26</b>	<b>88</b>	<b>13</b>

<b>FG%</b>	1st Half: 13-37 .351	2nd Half: 18-46 .391	Game: .373	<b>DEADBALL</b>
<b>3-Pt. FG%</b>	1st Half: 6-13 .462	2nd Half: 4-16 .250	Game: .345	<b>REBOUNDS</b>
<b>F Throw%</b>	1st Half: 8-12 .667	2nd Half: 8-9 .889	Game: .762	<b>1</b>

ARKANSAS												
##Player	Tot-FG	FG	FGA	3-Pt	FG	FGA	FT	FTA	OF	DE	Rebounds	PF
15 Chris Jefferies *	4	7	0	1	1	2	1	2	3	3	9	1
41 Chris Walker *	6	11	5	7	4	6	3	4	7	1	21	2
55 Derek Hood *	9	11	0	0	0	1	6	7	13	3	18	6
12 Kareem Reid *	2	11	0	6	6	6	2	1	3	3	10	10
22 Pat Bradley *	7	11	5	7	4	6	0	2	2	3	23	1
5 T.J. Cleveland	1	4	0	3	1	2	1	1	5	6	2	3
13 Brandon Dean	4	7	1	1	0	0	1	2	3	2	9	0
23 Teddy Gipson	1	5	0	2	2	1	1	1	2	0	4	1
54 Jason Jennings	0	0	0	2	4	0	3	3	2	2	0	0
24 Lance Keeling	0	1	0	1	0	0	1	0	1	0	1	1
4 Jason Gilbert	1	2	1	2	0	0	0	0	0	3	0	0
TEAM									2	2		
<b>Totals</b>	<b>35</b>	<b>70</b>	<b>12</b>	<b>30</b>	<b>22</b>	<b>31</b>	<b>17</b>	<b>29</b>	<b>46</b>	<b>19</b>	<b>104</b>	<b>27</b>


<b>FG%</b>	1st Half: 14-33 .424	2nd Half: 21-37 .568	Game: .500	<b>DEADBALL</b>
<b>3-Pt. FG%</b>	1st Half: 7-14 .500	2nd Half: 5-16 .313	Game: .400	<b>REBOUNDS</b>
<b>F Throw%</b>	1st Half: 9-12 .750	2nd Half: 13-19 .684	Game: .710	<b>4</b>

Officials: David Bair, Tony Greene, Doug Shows  
Technical fouls: None  
Attendance: 20,298

<b>Score by Periods</b>	<b>1st</b>	<b>2nd</b>	<b>Total</b>
Auburn	40	48	88
Arkansas	44	60	104



# ARKANSAS' NCAA CHAMPIONSHIPS



**1994** Team Champion

**INDIVIDUAL STATISTICAL CHAMPIONS**

**1991** Oliver Miller, 70.4 field goal percentage (254-361)

**1976** Sidney Moncrief, 66.5 field goal percentage (149-224)\*

**1974** Rickey Medlock, 91.6 free throw percentage (87-95)

**1961-63** Tommy Boyer, 89.2 career free throw percentage (315-353)\*\*

**1963** Tommy Boyer, 44 consecutive free throws, most by a major college player\*\*

**1963** Tommy Boyer, 91.3 free throw percentage (147-161)

**1962** Tommy Boyer, 93.3 free throw percentage (125-134) (all-time NCAA record at the time)

\* All-time NCAA record for a freshman

\*\* Since broken

**TEAM STATISTICAL CHAMPIONS**

**1999** 292 three-point field goals made

**1995** 361 three-point field goals made\*

**1995** 721 assists

**1995** 3,416 points scored

**1995** 445 steals

**1995** 39 games played

**1994** 91.2 winning percentage (31-3)

**1994** 301 three-point field goals made

**1994** 687 assists

**1994** 20.2 assists per game

**1994** 91.2 winning percentage (31-3)

**1994** 17.9-point margin of victory (93.4-75.6)

**1992** 674 assists

**1991** 3,783 points scored

**1991** 467 steals

**1989** 11.6 steals (372 in 32 games)

**1978** 54.6 field goal percentage (1,060-1,943)

**1977** 54.5 field goal percentage (849-1,558)

**1962** .776 free throw percentage (502-647)

\* All-time NCAA record

**ARKANSAS 94, KENTUCKY 92**

JANUARY 29, 1995

BUD WALTON ARENA > FAYETTEVILLE, ARK. > Att.: 20,298

**KENTUCKY**

#Player	Tot-FG		3-Pt		Rebounds			Tot	PF	TP	A	TO	BLK	S	MIN	
	FG	FGA	FG	FGA	FTA	OF	DE									
12 Rodrick Rhodes *	4	13	1	6	2	2	0	3	3	2	11	7	4	0	2	35
40 Walter McCarty *	7	9	2	3	0	0	2	5	7	4	16	2	0	0	0	24
10 Andre Riddick *	1	6	0	0	0	1	3	5	8	4	2	1	1	3	0	24
00 Tony Delk *	9	15	6	9	7	8	1	2	3	3	31	2	3	0	1	35
15 Jeff Sheppard *	5	9	2	5	2	2	1	2	3	5	14	2	3	0	0	26
32 Jared Prickett	1	2	0	0	0	0	0	1	1	2	2	0	1	0	0	9
25 Anthony Epps	2	3	2	3	2	2	0	0	0	0	8	4	1	0	1	15
24 Antoine Walker	1	3	1	1	0	0	0	1	1	1	3	1	2	1	0	12
41 Mark Pope	1	2	0	0	3	4	1	1	2	4	5	0	0	0	0	16
3 Chris Harrison	0	1	0	1	0	0	0	0	0	1	0	0	0	0	0	1
34 Scott Padgett	0	0	0	0	0	0	0	0	0	0	0	0	0	0	0	1
22 Allen Edwards	0	1	0	1	0	0	0	0	0	0	0	0	0	0	0	2
TEAM						2	4									
Totals	31	64	14	29	16	19	10	22	32	26	92	19	15	4	4	200

FG%	1st Half: 15-30 .500	2nd Half: 16-34 .471	Game: .484	DEADBALL
3-Pt. FG%	1st Half: 9-16 .563	2nd Half: 5-13 .385	Game: .483	REBOUNDS
F Throw%	1st Half: 8-11 .727	2nd Half: 8-8 1.000	Game: .842	2

**ARKANSAS**

#Player	Tot-FG		3-Pt		Rebounds			Tot	PF	TP	A	TO	BLK	S	MIN	
	FG	FGA	FG	FGA	FTA	OF	DE									
34 Corliss Williamson *	9	15	0	0	10	13	2	7	9	1	28	3	2	3	2	33
30 Scotty Thurman *	5	6	4	5	8	8	0	4	4	2	22	2	2	0	1	37
15 Dwight Stewart **	2	7	2	5	0	0	0	3	3	5	6	2	3	2	0	19
12 Clint McDaniel *	2	5	1	4	4	6	1	0	1	2	9	4	2	0	2	30
14 Corey Beck *	2	5	0	1	4	5	2	4	6	4	8	8	4	0	1	36
23 Reggie Garrett	3	6	1	2	1	1	0	0	0	4	8	0	1	0	0	17
44 Darnell Robinson	4	8	0	2	0	2	2	4	1	8	1	3	1	1	1	16
3 Al Dillard	2	4	1	2	0	0	0	0	1	5	0	1	0	0	0	8
33 Lee Wilson	0	1	0	0	0	0	1	1	2	0	0	0	0	1	0	3
21 Landis Williams	0	0	0	0	0	0	0	0	0	0	0	0	0	0	0	1
TEAM						1	3	4								
Totals	29	57	9	21	27	33	9	24	33	20	94	20	18	7	7	200

FG%	1st Half: 14-28 .500	2nd Half: 15-29 .517	Game: .509	DEADBALL
3-Pt. FG%	1st Half: 7-12 .583	2nd Half: 2-9 .222	Game: .429	REBOUNDS
F Throw%	1st Half: 14-16 .875	2nd Half: 13-17 .765	Game: .818	3

Officials: John Clougherty, Tom Lopes, David Day

Technical fouls: Kentucky - Sheppard

Attendance: 20,298

Score by Periods	1st	2nd	Total
Kentucky	47	45	92
Arkansas	49	45	94

Kentucky's second-ever trip to Fayetteville was a highly-anticipated event. CBS moved the game to Super Bowl Sunday to ensure a large audience for the nationally televised event.

The Wildcats were 13-2, including 7-0 in the Southeastern Conference. Arkansas, the preseason No. 1 choice and defending national champion, had looked vulnerable at times during the season and was 15-4 with a 4-3 SEC mark.

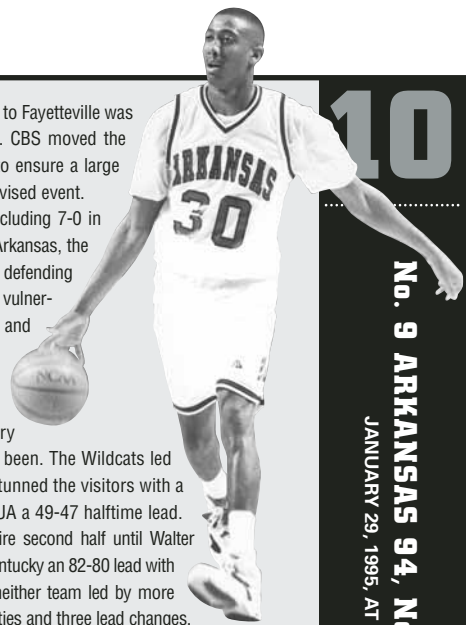
By halftime it was obvious another special event was taking place, just as every Arkansas-Kentucky game had been. The Wildcats led by one when Reggie Garrett stunned the visitors with a halfcourt buzzer shot to give UA a 49-47 halftime lead.

UA was tied or led the entire second half until Walter McCarty's short jumper gave Kentucky an 82-80 lead with 5:19 left. From that point on, neither team led by more than four, and there were three ties and three lead changes.

The teams traded salvos until Clint McDaniel made just one free throw with 51 seconds remaining. When McCarty scored on a put-back with 24 seconds to go, UK led by one.

Scotty Thurman, UA's greatest last-second shot maker ever, made sure the crowd went home happy. He drove past UK defenders, pulled up and hit an 18-footer with eight seconds to go to put the Razorbacks in front for good. McDaniel made a baseline steal in the final second and hit a free throw for the final two-point margin.

Thurman and Corliss Williamson combined for 50 points as the Hogs won their fourth straight regular season game over the Wildcats.



**10**  
 JANUARY 29, 1995, AT FAYETTEVILLE  
**No. 9 ARKANSAS 94, No. 5 KENTUCKY 92**

Scotty Thurman's pull-up jumper with eight seconds left was the game-winner against Kentucky.





# UA IN THE POSTSEASON

## NCAA Tournament Results (39-26, .600)

(27 NCAA Tournament appearances - ties for eighth-most in the nation)\*

### 2001 WEST REGIONAL

1st rnd: Georgetown 63, Arkansas 61

### 2000 SOUTH REGIONAL

1st rnd: Miami (Fla.) 75, Arkansas 71

### 1999 WEST REGIONAL

1st rnd: Arkansas 94, Siena 80  
2nd rnd: Iowa 82, Arkansas 72

### 1998 WEST REGIONAL

1st rnd: Arkansas 74, Nebraska 65  
2nd rnd: Utah 69, Arkansas 65

### 1996 EAST REGIONAL

1st rnd: Arkansas 86, Penn State 80  
2nd rnd: Arkansas 65, Marquette 56  
Regional semifinal (Sweet 16):  
Massachusetts 79, Arkansas 63

### 1995 MIDWEST REGIONAL

1st rnd: Arkansas 79, Texas Southern 78  
2nd rnd: Arkansas 96, Syracuse 94 (OT)  
Regional semifinal (Sweet 16):  
Arkansas 96, Memphis 91 (OT)  
Regional Final (Elite Eight):  
Arkansas 68, Virginia 61

### FINAL FOUR

Semifinal: Arkansas 75, North Carolina 68  
Championship game: UCLA 89, Arkansas 78  
**(National Runner-Up)**

### 1994 MIDWEST REGIONAL

1st rnd: Arkansas 94, North Carolina A&T 79  
2nd rnd: Arkansas 85, Georgetown 73  
Regional semifinal (Sweet 16):  
Arkansas 103, Tulsa 84  
Regional final (Elite Eight):  
Arkansas 76, Michigan 28

### FINAL FOUR

Semifinal: Arkansas 91, Arizona 82  
Championship game: Arkansas 76, Duke 72  
**(National Champion)**

### 1993 EAST REGIONAL

1st rnd: Arkansas 94, Holy Cross 64  
2nd rnd: Arkansas 80, St. John's 74  
Regional semifinal (Sweet 16):  
North Carolina 80, Arkansas 74

### 1992 MIDWEST REGIONAL

1st rnd: Arkansas 80, Murray State 60  
2nd rnd: Memphis State 82, Arkansas 80

### 1991 SOUTHEAST REGIONAL

1st rnd: Arkansas 117, Georgia State 76  
2nd rnd: Arkansas 97, Arizona State 90  
Regional semifinal (Sweet 16):  
Arkansas 93, Alabama 70  
Regional final (Elite Eight):  
Kansas 93, Arkansas 81

### 1990 MIDWEST REGIONAL

1st rnd: Arkansas 68, Princeton 64  
2nd rnd: Arkansas 86, Dayton 84  
Regional semifinal (Sweet 16):  
Arkansas 96, North Carolina 73  
Regional final (Elite Eight):  
Arkansas 88, Texas 85

### FINAL FOUR

Semifinal: Duke 97, Arkansas 83

### 1989 MIDWEST REGIONAL

1st rnd: Arkansas 120, Loyola-Marymount 101  
2nd rnd: Louisville 93, Arkansas 74

### 1988 SOUTHEAST REGIONAL

1st rnd: Villanova 82, Arkansas 74

### 1985 WEST REGIONAL

1st rnd: Arkansas 63, Iowa 54  
2nd rnd: St. John's 68, Arkansas 65

### 1984 EAST REGIONAL

2nd rnd: Virginia 53, Arkansas 51 (OT)

### 1983 MIDEAST REGIONAL

2nd rnd: Arkansas 78, Purdue 68  
Regional semifinal (Sweet 16):  
Louisville 65, Arkansas 63

### 1982 MIDWEST REGIONAL

2nd rnd: Kansas State 65, Arkansas 64

### 1981 MIDWEST REGIONAL

1st rnd: Arkansas 73, Mercer 67  
2nd rnd: Arkansas 74, Louisville 73  
Regional semifinal (Sweet 16):  
LSU 72, Arkansas 56

### 1980 MIDWEST REGIONAL

1st rnd: Kansas State 71, Arkansas 53

### 1979 MIDWEST REGIONAL

2nd rnd: Arkansas 74, Weber State 63  
Regional semifinal (Sweet 16):  
Arkansas 73, Louisville 62  
Regional final (Elite Eight):  
Indiana State 73, Arkansas 71

### 1978 FAR WEST REGIONAL

1st rnd: Arkansas 73, Weber State 52  
Regional semifinal (Sweet 16):  
Arkansas 74, UCLA 70  
Regional final (Elite Eight):  
Arkansas 61, California State-Fullerton 58

### FINAL FOUR

Semifinal: Kentucky 64, Arkansas 59  
Third-place game: Arkansas 71, Notre Dame 69

### 1977 MIDWEST REGIONAL

1st rnd: Wake Forest 86, Arkansas 80

### 1958 WEST REGIONAL

Regional final (Elite Eight):  
Oklahoma State 65, Arkansas 40  
Regional consolation:  
Cincinnati 97, Arkansas 62

### 1949 WESTERN REGIONAL

Regional final (Elite Eight):  
Oregon State 56, Arkansas 38  
Regional consolation:  
Arkansas 64, Wyoming 40

### 1945 WESTERN REGIONAL

Regional final (Elite Eight):  
Arkansas 79, Oregon 76

### FINAL FOUR

Oklahoma A&M 68, Arkansas 41

### 1941 WESTERN REGIONAL

Regional final (Elite Eight):  
Arkansas 52, Wyoming 40

### FINAL FOUR

Semifinal: Washington State 64, Arkansas 53

## National Invitation Tournament Results (4-3, .571)

**1987** at Arkansas 67, Arkansas St. 64 (OT)  
at Nebraska 78, Arkansas 71 (2nd round)

**1997** at Arkansas 101, Northern Arizona 75  
at Arkansas 76, Pittsburgh 71 (2nd round)  
at Arkansas 86, Nevada-Las Vegas 73  
(quarterfinals)

### FINAL FOUR (New York, N.Y.)

Michigan 77, Arkansas 62 (semifinals)  
Connecticut 74, Arkansas 64 (3rd place)

## Preseason NIT Results (4-2, .667)

**1991** at Arkansas 107, Vanderbilt 70  
at Arkansas 110, Oklahoma 88

### FINAL FOUR (New York, N.Y.)

Arkansas 98, Duke 88 (semifinals)  
Arizona 89, Arkansas 77 (finals)

**2002** at Arkansas 64, Maine 47  
Wake Forest 76, at Arkansas 71

\* UA received a bid in 1944 but was unable to participate due to an automobile accident prior to the tournament.



**Arkansas' School Records in NCAA Tournament Play**

**INDIVIDUAL RECORDS**

**Most Points**

(single game) 34, Mario Credit vs. Loyola-Marymount, March 16, 1989  
 (career) 291, Corliss Williamson (1993-95) (15 games)

**Field Goals Made**

(single game) 14, Mario Credit vs. Loyola-Marymount, March 16, 1989 (21 attempts)  
 14, Todd Day vs. Alabama, March 21, 1991 (24 attempts)  
 (career) 123, Corliss Williamson (1993-95) (207 attempts; 15 games)

**Field Goals Attempted**

(single game) 24, Todd Day vs. Alabama, March 21, 1989 (14 made)  
 24, Corliss Williamson vs. Duke, April 4, 1994 (10 made)  
 (career) 207, Corliss Williamson (1993-95) (123 made; 15 games)

**Field Goal Percentage (min 8 attempts)**

(single game) 1.000, Steve Schall vs. Weber State, March 11, 1979 (9-9)

**Free Throws Attempted**

(single game) 14, Sidney Moncrief vs. Louisville, March 15, 1979 (13 made)  
 14, Darrell Walker vs. Purdue, March 19, 1983 (7 made)  
 (career) 82, Corliss Williamson (1993-95) (57 made; 15 games)

**Free Throws Made**

(single game) 13, Sidney Moncrief vs. Louisville, March 15, 1979 (14 attempts)  
 (career) 57, Corliss Williamson (1993-95) (82 attempts; 15 games)

**Free Throw Percentage (min 8 attempts)**

(single game) 1.000, Scott Hastings (8-8) vs. Louisville, March 14, 1981  
 (career) .901, Darrell Hawkins, 20-22 (1989-90, '91-92) (9 games)

**Assists**

(single game) 12, Keith Wilson vs. Loyola-Marymount, March 16, 1989  
 (career) 69, Lee Mayberry (1989-92) (13 games)

**Steals**

(single game) 8, Alvin Robertson vs. Purdue, March 19, 1983  
 8, Alvin Robertson vs. Virginia, March 18, 1984  
 (career) 31, Lee Mayberry (1989-92) (13 games)

**Blocks**

(single game) 5, Corliss Williamson vs. Tulsa, March 25, 1994  
 (career) 23, Oliver Miller (1989-92) (13 games)

**Turnovers**

(single game) 10, Jim Counce vs. Wake Forest, March 12, 1977



Mario Credit holds the school record for points in an NCAA Tournament game with 34 against Loyola-Marymount in 1989.

**Minutes Played**

(single game) 45, Joe Kleine and Alvin Robertson vs. Virginia, March 18, 1984  
 (career) 483, Corliss Williamson (1993-1995) (15 games)

**TEAM RECORDS**

**Points**

(most) 120, vs. Loyola-Marymount, March 16, 1989  
 (least) 38, vs. Oregon State, 1949

**Field Goals Attempted**

(most) 98, vs. Louisville, March 18, 1989 (35 made)  
 (least) 42, vs. Virginia, March 18, 1984 (20 made)

**Field Goals Made**

(most) 47, vs. Loyola-Marymount, March 16, 1989 (81 attempts)  
 (least) 13, vs. Oregon State, March 18, 1949 (63 attempts)

**Field Goal Percentage**

(high) .680, vs. Wake Forest, March 12, 1977 (31-63)  
 (low) .206, vs. Oregon State, March 18, 1949 (13-63)

**Free Throws Made**

(most) 31, vs. Georgia State, March 15, 1991 (42 attempts)  
 (least) 3, vs. Cal State-Fullerton, March 18, 1978 (6 attempts)

**Free Throws Attempted**

(most) 42, vs. Georgia State, March 15, 1991 (31 made)  
 (least) 6, vs. Cal State-Fullerton, March 18, 1978 (3 made)

**Free Throw Percentage (min 10 attempts)**

(high) .905, vs. Nebraska, March 12, 1998 (19-21)  
 (low) .425, vs. Mercer, March 12, 1981 (19-40)

**Assists**

(most) 32, vs. Georgia State, March 15, 1991  
 (least) 3, vs. Villanova, March 18, 1988

**Steals**

(most) 18, vs. Holy Cross, March 18, 1993  
 (least) 0, vs. Indiana State, March 17, 1979

**Blocks**

(most) 8, vs. Georgia State, March 15, 1991  
 (least) 0, twice

**Turnovers**

(most) 25, vs. Massachusetts, March 21, 1996  
 (least) 7, vs. St. John's, March 20, 1993

**OPPONENT SINGLE-GAME TEAM RECORDS**

**Points**

(most) 101, vs. Loyola-Marymount, March 16, 1989  
 (least) 40, vs. Wyoming, 1941

**Field Goals Attempted**

(most) 98, vs. Loyola-Marymount, March 16, 1989 (35 made)  
 (least) 39, vs. St. John's, March 16, 1985 (23 made)

**Field Goals Made**

(most) 35, vs. Cincinnati, March 15, 1958 (72 attempts)  
 (least) 15, vs. Marquette, March 21, 1996 (56 attempts)

**Field Goal Percentage**

(high) .630, vs. Purdue, March 19, 1983 (29-46)  
 (low) .268, vs. Marquette, March 16, 1996 (15-56)

**Free Throws Made**

(most) 28, twice  
 (least) 2, vs. UCLA, March 16, 1978 (8 attempts)

**Free Throws Attempted**

(most) 39, vs. Duke, March 31, 1990 (28 made)  
 (least) 5, vs. Virginia, March 18, 1984 (3 made)

**Free Throw Percentage**

(high) .875, vs. Arizona, April 2, 1994 (14-16)  
 (low) .250, vs. UCLA, March 16, 1978 (2-8)

**Assists**

(most) 28, vs. Louisville, March 18, 1989  
 (least) 7, vs. Utah, March 14, 1998

**Steals**

(most) 16, vs. North Carolina A&T, March 18, 1994  
 (least) 0, several times

**Blocks**

(most) 8, vs. Louisville, March 14, 1981  
 (least) 0, several times

**Turnovers**

(most) 32, vs. Georgia State, March 15, 1991  
 (least) 7, vs. Indiana State, March 17, 1979





# ALL-TIME NCAA TOURNAMENT BOX SCORES

## Arkansas' NCAA Tournament Seeding History

(SEEDING BEGAN IN 1979)

<b>1979:</b> No. 2 in Midwest	<b>1991:</b> No. 1 in Southeast
<b>1980:</b> No. 10 in Midwest	<b>1992:</b> No. 3 in Midwest
<b>1981:</b> No. 5 in Mideast	<b>1993:</b> No. 4 in East
<b>1982:</b> No. 4 in Midwest	<b>1994:</b> No. 1 in Midwest
<b>1983:</b> No. 4 in Mideast	<b>1995:</b> No. 2 in Midwest
<b>1984:</b> No. 2 in East	<b>1996:</b> No. 12 in East
<b>1985:</b> No. 9 in West	<b>1998:</b> No. 6 in West
<b>1988:</b> No. 11 in Southeast	<b>1999:</b> No. 4 in West
<b>1989:</b> No. 5 in Midwest	<b>2000:</b> No. 11 in South
<b>1990:</b> No. 4 in Midwest	<b>2001:</b> No. 7 in West



Michael Jones redshirted in 2001, but traveled to Boise, Idaho, for Arkansas' 2001 NCAA Tournament appearance.

## Arkansas' Record at NCAA Sites

Albuquerque, N.M.	2-0	(1978)
Atlanta, Ga.	2-1	(1991, 1996)
Austin, Texas	6-0	(1981, 1990, 1995)
Boise, Idaho	1-2	(1998)
Charlotte, N.C.	3-1	(1991, 1994)
Cincinnati, Ohio	1-2	(1979, 1988)
Eugene, Ore.	1-0	(1978)
Dallas, Texas	4-1	(1982, 1990, 1994)
Denver, Colo.	1-2	(1990, 1999)
East Rutherford, N.J.	0-2	(1984, 1993)
Indianapolis, Ind.	1-1	(1989)
Kansas City, Mo.	5-3	(1941, 1945, 1949, 1995)
Knoxville, Tenn.	0-1	(1983)
Lawrence, Kan.	1-2	(1958, 1979)
Lincoln, Neb.	0-1	(1980)
Milwaukee, Wis.	1-1	(1992)
Nashville, Tenn.	0-1	(2000)
Norman, Okla.	0-1	(1977)
New Orleans, La.	0-1	(1981)
Oklahoma City, Okla.	2-0	(1994)
Providence, R.I.	2-0	(1996)
St. Louis, Mo.	1-1	(1978)
Salt Lake City, Utah	1-1	(1985)
Seattle, Wash.	1-1	(1995)
Tampa, Fla.	1-0	(1983)
Winston-Salem, N.C.	2-0	(1993)
<b>Total</b>	<b>39-26</b>	<b>(26 appearances)*</b>

\* Arkansas has earned 27 bids but did not participate in the 1944 event due to a car accident.

### 1941

#### Arkansas 52, Wyoming 40 West Regional > Elite Eight March 21, 1941 Kansas City, Mo.

Player	FG	FT	FTA	PF	TP
Johnny Adams	11	4	4	0	26
Gordon Carpenter	3	2	3	2	8
John Freiberger	2	3	4	2	7
R.C. Pitts	4	0	0	4	8
Clayton Wynne	0	0	2	0	0
Howard Hickey	1	1	2	4	3
O'Neal Adams	0	0	0	0	0
<b>Totals</b>	<b>21</b>	<b>10</b>	<b>13</b>	<b>14</b>	<b>52</b>

FT%: .769

Player	FG	FT	FTA	PF	TP
N. Krpan	0	1	2	2	1
Benson	1	0	0	2	2
C. Gowdy	0	0	2	4	0
J. Weir	2	0	1	2	4
L. Muir	0	0	0	0	0
B. Strannigan	3	2	2	0	8
K. Sallors	6	5	5	2	17
C. Butcher	0	0	0	0	0
W. Rothman	3	2	3	2	8
<b>Totals</b>	<b>15</b>	<b>10</b>	<b>15</b>	<b>14</b>	<b>40</b>

FT%: .667

Score by Periods	1st	2nd	Total
Arkansas	29	23	52
Wyoming	18	22	40

#### Washington St. 64, Arkansas 53 Final Four > Semifinal March 22, 1941 Kansas City, Mo.

Player	FG	FT	FTA	PF	TP
Johnny Adams	10	2	5	1	22
Gordon Carpenter	2	1	3	2	5
John Freiberger	1	3	4	3	5
R.C. Pitts	5	2	4	2	12
Clayton Wynne	0	0	0	2	0
Howard Hickey	1	1	2	3	3
O'Neal Adams	2	2	3	0	6
Nobel Robbins	0	0	1	3	0
<b>Totals</b>	<b>21</b>	<b>11</b>	<b>22</b>	<b>15</b>	<b>53</b>

FT%: .500

Player	FG	FT	FTA	PF	TP
D. Gentry	4	1	2	2	9
V. Butts	5	1	1	1	11
J. Hooper	2	0	0	4	4
P. Lindeman	4	6	9	2	14
J. Zimmerman	0	0	2	0	0
K. Gebert	5	2	2	1	12

M. Gilberg	3	0	3	4	6
O. Hunt	1	0	0	3	2
R. Sundquist	2	2	2	2	6
F. Adkins	0	0	0	0	0
<b>Totals</b>	<b>26</b>	<b>12</b>	<b>19</b>	<b>21</b>	<b>64</b>

FT%: .632

Score by Periods	1st	2nd	Total
Arkansas	25	28	53
Washington St.	37	27	64

### 1945

#### Arkansas 79, Oregon 76 Western Regional Elite Eight March 23, 1945 Kansas City, Mo.

Player	FG	FT	FTA	PF	TP
Ocie Richie	6	1	1	2	13
Mike Schumchyk	7	6	9	4	20
Kenneth Kearns	0	0	0	1	0
Geogre Kok	9	4	5	2	22
Charles Joffit	0	0	1	2	0
Bill Flynt	4	3	4	3	11
Frank Schumchyk	0	1	1	0	1
Paul Wheeler	5	2	3	0	12
<b>Totals</b>	<b>31</b>	<b>17</b>	<b>24</b>	<b>14</b>	<b>79</b>

FT%: .708

Player	FG	FT	FTA	PF	TP
Smith	4	3	4	3	11
R. Berg	3	2	3	4	8
D. Wilkins	10	3	3	2	23
Stamper	0	0	0	2	0
K. Hays	3	1	2	3	7
B. Hamilton	9	2	3	2	20
Bartelt	3	2	1	5	7
<b>Totals</b>	<b>32</b>	<b>12</b>	<b>16</b>	<b>21</b>	<b>76</b>

FT%: .750

Score by Periods	1st	2nd	Total
Arkansas	47	32	79
Oregon	34	42	76

#### Oklahoma St. 68, Arkansas 41 Final Four > Semifinal > March 24, 1945 Kansas City, Mo.

Player	FG	FT	PF	TP
Ocie Richie	2	0	0	4
Tony Byles	1	0	1	2
Mike Schumchyk	1	2	3	4
Frank Schumchyk	0	0	1	0
Kenneth Kearns	1	1	2	3

Geogre Kok	4	4	2	12
Chris Joffit	0	0	3	0
Bill Flynt	5	1	2	11
Jody Copeland	0	1	0	1
Paul Wheeler	2	0	3	4
<b>Totals</b>	<b>16</b>	<b>9</b>	<b>17</b>	<b>41</b>

Player	FG	FT	PF	TP
C. Hankins	8	6	1	22
W. Kern	3	0	2	6
B. Karland	6	3	3	15
J. Halbert	0	0	1	0
B. Williams	2	3	2	7
J. Parks	1	0	1	2
D. Parrack	7	2	1	16
J. Wylie	0	0	0	0
<b>Totals</b>	<b>27</b>	<b>14</b>	<b>11</b>	<b>68</b>

Score by Periods	1st	2nd	Total
Arkansas	17	24	41
Oklahoma St.	36	32	68

### 1949

#### Oregon St. 56, Arkansas 38 West Regional > Elite Eight March 18, 1949 Kansas City, Mo.

Player	FG	FT	FTA	PF	TP
C. Crandall	3	7	7	4	13
A. Peterson	5	0	1	1	10
L. Rineson	0	1	1	2	1
P. Slipper	1	0	0	0	2
R. Snyder	0	0	0	1	0
H. Waitt	1	0	0	2	2
E. Fleming	1	0	1	3	2
B. Harper	2	3	4	2	7
J. Catterall	0	0	0	1	0
D. Ballantyne	2	9	11	1	13
D. Torrey	3	0	2	4	6
T. Holman	0	0	0	0	0
<b>Totals</b>	<b>18</b>	<b>20</b>	<b>27</b>	<b>21</b>	<b>56</b>

FT%: 18-51, .353

FT%: .741

Player	FG	FT	FTA	PF	TP
James Cathcart	2	2	4	5	6
C. Horton	4	4	6	5	12
Robert Ambler	2	0	5	1	4
Paul Coleman	0	2	2	0	2
K. Kearns	1	1	1	4	3
Williams	0	2	2	2	2
Rankin	2	0	0	4	4
Campbell	2	1	3	3	5
Adams	0	0	0	0	0
Norman Price	0	0	0	2	0
Rudsoeth	0	0	0	2	0
<b>Totals</b>	<b>13</b>	<b>12</b>	<b>23</b>	<b>24</b>	<b>38</b>

FT%: 13-63, .206

FT%: .521

Score by Periods	1st	2nd	Total
Oregon St.	21	35	56
Arkansas	17	21	38

#### Arkansas 61, Wyoming 48 West Regional Third-Place Game March 19, 1949 Kansas City, Mo.

Player	FG	FT	FTA	PF	TP
James Cathcart	4	0	1	4	8
C. Horton	7	2	5	4	16
Robert Ambler	5	3	5	7	13
Paul Coleman	1	0	1	0	2
K. Kearns	7	0	0	5	14
Williams	1	0	0	1	2
Rankin	0	0	0	0	0
Campbell	2	2	2	4	6
<b>Totals</b>	<b>27</b>	<b>7</b>	<b>14</b>	<b>19</b>	<b>61</b>

FT%: 27-71, .380

FT%: .500

Player	FG	FT	FTA	PF	TP
Doty	1	2	4	2	4
L. Larson	0	0	1	0	0
K. Bloom	0	3	2	3	3
R. Livingston	3	0	3	3	6
G. Reed	2	3	3	3	7
M. Peyton	7	2	3	0	16
J. Pilch	4	4	4	3	12
<b>Totals</b>	<b>17</b>	<b>14</b>	<b>21</b>	<b>13</b>	<b>48</b>

FT%: 17-61, .279

FT%: .667

Score by Periods	1st	2nd	Total
Arkansas	33	28	61
Wyoming	23	25	48

### 1958

#### Oklahoma St. 65, Arkansas 40 Midwest Region Second Round March 14, 1958 Lawrence, Kan.

Player	FG	FTA	FT	PF	TP
Harry Thompson	3	9	1	6	7
Wayne Dunn	3	9	2	3	4
Jay Carpenter	2	2	0	1	2
Fred Grim	5	16	3	5	5
Larry Grisham	3	13	0	1	7
Tommy Rankin	0	5	0	0	2
Zane Hankins	0	1	0	0	0
Richard Rittman	0	2	0	0	1
Lawrence Stolzer	1	2	0	2	1
Ora Lee Boss	0	1	0	0	0

Totals	FG	FTA	FT	REB	PF	TP
Arkansas	33	65	17	60	63	29
Oklahoma St.	28	60	13	29	20	40

FT%: .283

FT%: .462

Player	FG	FTA	FT	REB	PF	TP
Sutton	3	2	2	5	1	8
Crutchfield	0	2	1	1	1	1
A. Clark	4	7	12	15	13	2
Carberry	3	8	5	7	8	3
Adair	5	11	1	1	5	2
Hale	3	8	4	4	4	3
Heffington	1	1	0	0	0	2
Soergel	0	0	0	0	0	0
Walker	0	0	0	0	0	0
Wade	0	0	0	0	0	0
Deutschendorf	1	2	0	0	0	2
Fleming	0	1	0	0	0	0
<b>Totals</b>	<b>20</b>	<b>45</b>	<b>25</b>	<b>30</b>	<b>36</b>	<b>12</b>

FT%: .444

FT%:



1977

Wake Forest 86, Arkansas 80  
Midwest Regional > First Round > March 12, 1977  
Lloyd Noble Center > Norman, Okla. > Att.: 10,871

Wake Forest		Arkansas	
#	Player	#	Player
32	Rod Griffin *	42	Jim Counce *
25	Jerry Schellenberg *	44	Marvin Delph *
0	Larry Harrison *	30	Steve Schall *
15	Skip Brown *	10	Ron Brewer *
14	Frank Johnson *	32	Sidney Moncrief *
33	Larry McDonald	30	Steve Schall
44	Mike Palma	22	Ray Buckner
11	Mark Dale	34	Ray Trumbo
54	Don Mulnix	TEAM	
40	John Hendler	TEAM	
Totals	31 63 24 29	29 21 86 17	12 1 14 200

FB% 1st Half: 14-35 .400 2nd Half: 17-28 .607 Game: .492 DEADBALL REBOUNDS 2

F Throw% 1st Half: 5-8 .625 2nd Half: 19-21 .905 Game: .828

Arkansas

#	Player	Tot-FG	FGA	FT	FTA	Rebounds	TP	A	TO	BLK	S	MIN
42	Jim Counce *	3	4	6	3	4	12	4	10	1	0	NA
44	Marvin Delph *	7	14	4	6	8	2	18	2	3	0	1
40	Steve Stroud *	3	5	0	0	3	4	6	2	1	0	NA
10	Ron Brewer *	9	11	2	4	2	3	20	3	1	1	NA
32	Sidney Moncrief *	6	8	0	2	10	5	12	0	4	0	1
30	Steve Schall	6	7	0	2	0	3	12	1	2	0	NA
22	Ray Buckner	0	1	0	0	2	0	0	0	0	0	NA
34	Ray Trumbo	0	0	0	0	1	0	1	0	1	0	NA
TEAM		0	0	0	0	1						
Totals	34	50	12	20	27	24	80	13	23	3	3	200

FB% 1st Half: 18-28 .643 2nd Half: 16-22 .727 Game: .580 DEADBALL REBOUNDS 3

F Throw% 1st Half: 10-15 .667 2nd Half: 2-5 .400 Game: .600

Officials: Bob Wortman, Frank Buckiewicz  
Technical fouls: None  
Attendance: 10,871

Score by Periods

1st	2nd	Total
Wake Forest	33	86
Arkansas	46	80

1978

Arkansas 73, Weber St. 52  
West Regional > First Round > March 11, 1978  
McArthur Court > Eugene, Ore. > Att.: 9,133

Arkansas		Weber St.	
#	Player	#	Player
42	Jim Counce *	20	David Johnson *
44	Marvin Delph *	11	Mike Watley
30	Steve Schall *	20	Alan Zahn
10	Ron Brewer *	24	U.S. Reed
32	Sidney Moncrief *	50	James Crockett
11	Mike Watley	TEAM	
20	Alan Zahn	TEAM	
24	U.S. Reed	Totals	30 58 13 15
50	James Crockett		34 17 73 8
TEAM			9 5 5 200

FB% 1st Half: 13-28 .464 2nd Half: 17-30 .567 Game: .517 DEADBALL REBOUNDS 3

F Throw% 1st Half: 6-6 1.000 2nd Half: 7-9 .778 Game: .867

Arkansas

#	Player	Tot-FG	FGA	FT	FTA	Rebounds	TP	A	TO	BLK	S	MIN
20	David Johnson *	4	17	1	2	6	3	9	1	2	0	3
31	Kurt Moore *	7	9	0	0	7	2	14	2	3	0	25
32	Richard Smith *	3	11	2	2	8	4	8	0	2	0	38
19	Mark Mattos *	1	5	0	0	2	0	2	2	3	0	34
22	Bruce Collins *	5	15	3	5	5	2	13	4	2	0	38
12	Ben Howland	3	6	0	0	2	0	0	0	0	0	21
25	Darrell Brown	0	0	0	0	0	0	0	0	0	0	4
33	Jim Gibson	0	0	0	0	0	0	0	0	1	0	1
44	Rob McKone	0	1	0	0	1	0	0	0	0	0	6
TEAM		0	0	0	0	3						
Totals	23	64	6	11	32	14	52	9	13	0	5	200



1978 > Final Four  
Front row, L to R: Ron Brewer, Jim Counce, Marvin Delph. Second row, L to R: Mike Young, U.S. Reed, Cam McClary, Chris Bennett, Michael Watley. Third row, L to R: James Crockett, Houston Nutt, Alan Zahn, Steve Bates, Steve Schall, Sidney Moncrief, manager Randy White. Fourth row, L to R: Manager Jim Moore, head coach Eddie Sutton, assistant coach Gene Keady, assistant coach Pat Foster.

Arkansas 74, UCLA 70  
West Regional > Sweet 16 > March 16, 1978  
University Arena > Albuquerque, N.M. > Att.: 17,750

UCLA		Arkansas	
#	Player	#	Player
24	David Greenwood *	42	Jim Counce *
35	James Wilkes *	44	Marvin Delph *
31	Gig Sims *	30	Steve Schall *
22	Raymond Townsend *	10	Ron Brewer *
24	Roy Hamilton *	32	Sidney Moncrief *
14	Brad Holland	30	Steve Schall
32	Darrel Allums	20	Alan Zahn
50	Marvin Thomas	24	U.S. Reed
55	Kiki Vandeweghe	TEAM	
TEAM		TEAM	
Totals	34 67 2 8	30 24 70 14	13 4 7 200

FB% 1st Half: 14-28 .500 2nd Half: 20-39 .512 Game: .507 DEADBALL REBOUNDS 2

F Throw% 1st Half: 1-5 .200 2nd Half: 1-3 .333 Game: .250

Arkansas

#	Player	Tot-FG	FGA	FT	FTA	Rebounds	TP	A	TO	BLK	S	MIN
42	Jim Counce *	1	2	2	3	0	2	3	5	0	2	39
44	Marvin Delph *	11	14	1	1	10	2	23	0	3	0	1
30	Steve Schall *	4	7	0	0	2	4	8	1	2	1	20
10	Ron Brewer *	5	14	8	10	5	0	18	5	4	0	40
32	Sidney Moncrief *	7	13	7	13	11	2	21	1	1	0	39
20	Alan Zahn	1	1	0	0	2	3	2	1	1	0	21
24	U.S. Reed	0	0	0	0	2	0	0	0	0	0	1
TEAM		0	0	0	0	3						
Totals	28	50	18	28	36	12	74	11	16	2	5	200

FB% 1st Half: 19-30 .633 2nd Half: 9-20 .450 Game: .560 DEADBALL REBOUNDS 3

F Throw% 1st Half: 4-5 .800 2nd Half: 14-23 .608 Game: .642

Arkansas

#	Player	Tot-FG	FGA	FT	FTA	Rebounds	TP	A	TO	BLK	S	MIN
42	Jim Counce *	1	2	2	3	0	2	3	5	0	2	39
44	Marvin Delph *	11	14	1	1	10	2	23	0	3	0	1
30	Steve Schall *	4	7	0	0	2	4	8	1	2	1	20
10	Ron Brewer *	5	14	8	10	5	0	18	5	4	0	40
32	Sidney Moncrief *	7	13	7	13	11	2	21	1	1	0	39
20	Alan Zahn	1	1	0	0	2	3	2	1	1	0	21
24	U.S. Reed	0	0	0	0	2	0	0	0	0	0	1
TEAM		0	0	0	0	3						
Totals	28	50	18	28	36	12	74	11	16	2	5	200

FB% 1st Half: 19-30 .633 2nd Half: 9-20 .450 Game: .560 DEADBALL REBOUNDS 3

F Throw% 1st Half: 4-5 .800 2nd Half: 14-23 .608 Game: .642

Officials: Henry Nichols, Charles Fouty  
Technical fouls: None  
Attendance: 17,750

Score by Periods

1st	2nd	Total
UCLA	29	41
Arkansas	42	32

Arkansas 61, Cal State-Fullerton 58  
West Regional > Elite Eight > March 18, 1978  
University Arena > Albuquerque, N.M. > Att.: 18,144

Cal State-Fullerton		Arkansas	
#	Player	#	Player
30	Greg Bunch *	42	Jim Counce *
44	Kevin Neenan *	44	Marvin Delph *
34	Steve Shaw *	30	Steve Schall *
12	Keith Anderson *	10	Ron Brewer *
14	Mike Linden *	32	Sidney Moncrief *
40	Mike Niles *	20	Alan Zahn
42	Greg Palm	24	U.S. Reed
TEAM		TEAM	
Totals	25 62 8 11	36 13 58 11	18 0 11 200

FB% 1st Half: 12-32 .375 2nd Half: 13-30 .433 Game: .403 DEADBALL REBOUNDS 2

F Throw% 1st Half: 0-0 .000 2nd Half: 8-11 .727 Game: .727

Arkansas

#	Player	Tot-FG	FGA	FT	FTA	Rebounds	TP	A	TO	BLK	S	MIN
42	Jim Counce *	2	2	0	2	1	4	7	5	3	2	40
44	Marvin Delph *	7	13	0	0	5	2	14	2	4	0	1
30	Steve Schall *	5	6	0	0	9	2	10	2	1	2	40
10	Ron Brewer *	11	19	0	0	3	4	22	2	7	0	1
32	Sidney Moncrief *	4	7	3	4	4	4	11	1	5	0	1
24	U.S. Reed	1	7	0	0	1	6	0	1	1	0	2
TEAM		0	0	0	0	0						
Totals	29	47	3	6	25	16	61	14	23	5	5	200

Arkansas 64, Kentucky 59  
Final Four > Semifinal > March 25, 1978  
The Checkerdome > St. Louis, Mo. > 18,721

Arkansas		Kentucky	
#	Player	#	Player
42	Jim Counce *	21	Jack Givens *
44	Marvin Delph *	53	Rick Robey *
30	Steve Schall *	55	Mike Phillips *
10	Ron Brewer *	4	Kyle Macy *
32	Sidney Moncrief *	22	Truman Claytor *
20	Alan Zahn	25	Jay Shidley
24	U.S. Reed	32	James Lee
TEAM		20	Dwane Casey
Totals	21 44 17 26	26 22 59 4	14 7 7 200

FB% 1st Half: 11-21 .524 2nd Half: 18-23 .435 Game: .477 DEADBALL REBOUNDS 5

F Throw% 1st Half: 8-11 .727 2nd Half: 9-15 .600 Game: .654

Arkansas

#	Player	Tot-FG	FGA	FT	FTA	Rebounds	TP	A	TO	BLK	S	MIN
42	Jim Counce *	2	2	2	3	2	4	6	2	1	2	0
44	Marvin Delph *	5	13	5	6	8	3	15	0	3	2	0
30	Steve Schall *	3	5	0	0	3	5	6	0	2	0	1
10	Ron Brewer *	5	12	6	8	5	2	16	1	3	0	3
32	Sidney Moncrief *	5	11	3	7	5	3	13	0	4	2	1
20	Alan Zahn	1	1	1	2	3	3	1	0	0	0	1
24	U.S. Reed	0	0	0	0	2	0	0	0	1	1	1
TEAM		0	0	0	0	1						
Totals	21	44	17	26	26	22	59	4	14	7	7	200

FB% 1st Half: 11-21 .524 2nd Half: 18-23 .435 Game: .477 DEADBALL REBOUNDS 5

F Throw% 1st Half: 8-11 .727 2nd Half: 9-15 .600 Game: .654

Kentucky

#	Player	Tot-FG	FGA	FT	FTA	Rebounds	TP	A	TO	BLK	S	MIN
21	Jack Givens *	10	16	3	4	9	2	23	0	1	0	1
53	Rick Robey *	3	6	2	2	2	8	0	3	0	2	34
55	Mike Phillips *	1	6	3	4	2	4	5	1	4	0	17
4	Kyle Macy *	2	8	3	4	3	4	7	3	3	0	33
22	Truman Claytor *	1	2	0	1	0	4	2	2	1	0	17
25	Jay Shidley	3	5	0	0	2	4	6	4	1	0	26
32	James Lee	4	8	5	5	8	4	13	0	0	0	27
20	Dwane Casey	0	0	0	0	0	0	0	0	0	0	2
30	Tim Stephens	0	0	0	0	0	0	0	0	0	0	2
40	Fred Cowan	0	0	0	0	0	0	0	0	0	0	1
52	Lavon Williams	0	0	0	0	1	0	0	0	0	0	2
TEAM		0	0	0	0	1	0	0	0	0	0	2
Totals	24	51	16	20	32	26	64	10	14	0	3	200

FB% 1st Half: 11-24 .458 2nd Half: 13-27 .481 Game: .471 DEADBALL REBOUNDS 0

F Throw% 1st Half: 10-11 .909 2nd Half: 6-9 .667 Game: .800

Officials: James Howell, Jim Bain  
Technical fouls: Kentucky - Bench  
Attendance: 18,721

Score by Periods


1st	2nd	Total
Arkansas	30	29
Kentucky	32	59

Arkansas 71, Notre Dame 69  
Final Four > Third-Place Game > March 27, 1978  
The Checkerdome > St. Louis, Mo. > 18,721

Arkansas		Notre Dame	
#	Player	#	Player
42	Jim		







1981> Sweet 16

**Front row, L to R:** Manager Mike Robinson, manager Keith Jones, manager Jimmy Dykes, Ricky Norton, Leroy Sutton, U.S. Reed, Mike Young, John Snively, Darrell Walker, Eugene Nash, manager Mike Shassere, manager Doc Sadler, manager Boo Roth. **Second row, L to R:** Part-time assistant coach Fred Trenkle, assistant coach Bill Brown, Tony Brown, Keith Peterson, Craig Olson, Scott Hastings, Brad Friess, David Richardson, Greg Skulman, assistant coach Jim Counce, head coach Eddie Sutton.

<b>FG%</b>	1st Half: 8-25 .320	2nd Half: 17-34 .500	Game: .424	DEADBALL
<b>F Throw%</b>	1st Half: 2-4 .500	2nd Half: 4-7 .571	Game: .545	REBOUNDS

No. 1 LSU													
#	Player	FG	FGA	FT	FTA	Tot	PF	TP	A	TO	BLK	S	MIN
24	Leonard Mitchell *	4	8	2	3	7	4	10	2	5	2	4	40
40	Durand Macklin *	6	13	3	8	9	1	15	1	4	0	0	37
43	Greg Cook *	4	7	4	4	7	5	12	0	3	0	1	22
21	Ethan Martin *	5	8	6	6	3	5	16	8	3	0	2	30
32	Howard Carter *	4	13	0	1	3	2	8	2	2	0	0	40
10	Willie Sims	4	4	1	1	5	0	9	2	2	0	0	19
12	Johnny Jones	1	3	0	1	3	0	2	1	0	0	1	11
20	John Tudor	0	1	0	0	0	0	0	1	0	0	0	1
<b>TEAM</b>		2											
<b>Totals</b>		28	57	16	24	41	17	72	17	19	2	8	200

<b>FG%</b>	1st Half: 14-30 .467	2nd Half: 14-27 .519	Game: .491	DEADBALL
<b>F Throw%</b>	1st Half: 6-10 .600	2nd Half: 10-14 .714	Game: .657	REBOUNDS

**Officials:** Hank Nichols, George Solomon, Willis McClunjin  
**Technical fouls:** Arkansas - Walker, LSU - Cook, Sims  
**Attendance:** 34,036

<b>Score by Periods</b>	1st	2nd	Total
No. 5 Arkansas	18	38	56
No. 1 LSU	34	38	72

1982

**Kansas St. 65, Arkansas 64**  
**Midwest Regional > Second Round > March 14, 1982**  
**Reunion Arena > Dallas, Texas > Att.: 13,500**

No. 5 Kansas St.													
#	Player	FG	FGA	FT	FTA	Tot	PF	TP	A	TO	BLK	S	MIN
45	Ed Nealy *	6	8	1	4	9	1	13	3	0	0	5	39
52	Randy Reed *	4	9	0	0	9	3	8	2	4	0	1	33
41	Les Craft *	5	10	1	1	5	5	11	6	4	5	1	33
12	Tim Jankovick *	4	7	0	0	1	1	8	2	3	0	1	37
32	Tyrone Adams *	8	11	5	6	3	3	21	4	4	0	0	38
34	Ed Galvao	2	2	0	2	2	3	4	2	1	0	0	17
35	Lafayette Watkins	0	1	0	0	0	1	0	2	1	0	0	3
<b>TEAM</b>		1											
<b>Totals</b>		29	48	7	13	30	17	65	21	17	5	8	200

<b>FG%</b>	1st Half: 15-24 .625	2nd Half: 14-24 .583	Game: .604	DEADBALL
<b>F Throw%</b>	1st Half: 1-2 .500	2nd Half: 6-11 .545	Game: .538	REBOUNDS

No. 4 Arkansas													
#	Player	FG	FGA	FT	FTA	Tot	PF	TP	A	TO	BLK	S	MIN
40	Tony Brown *	7	11	1	2	2	4	15	4	2	1	1	27
42	Keith Peterson *	5	7	0	0	1	1	10	2	0	0	0	39
44	Scott Hastings *	8	17	0	2	8	4	16	3	4	0	1	40
20	Darrell Walker *	5	12	3	6	10	3	13	6	1	3	4	40
21	Alvin Robertson *	1	4	4	4	4	6	0	3	0	3	0	24
12	Brad Friess	0	0	0	0	1	1	0	1	1	0	0	10
14	Ricky Norton	1	3	2	2	1	0	4	1	3	0	0	17
45	Carey Kelly	0	0	0	0	0	0	0	0	0	0	0	3
<b>TEAM</b>		1											
<b>Totals</b>		27	54	10	16	25	17	64	17	14	4	9	200

<b>FG%</b>	1st Half: 16-26 .615	2nd Half: 11-28.392	Game: .500	DEADBALL
<b>F Throw%</b>	1st Half: 0-3 .000	2nd Half: 10-13 .769	Game: .625	REBOUNDS

**Officials:** B. Turner, B. Burson, E. Cantotto  
**Technical fouls:** None  
**Attendance:** 13,500

<b>Score by Periods</b>	1st	2nd	Total
No. 5 Kansas St.	31	34	65
No. 4 Arkansas	32	32	64

1983

**Arkansas 78, Purdue 68**  
**Midwest Regional > Second Round > March 19, 1983**  
**Sun Dome > Tampa, Fla. > Att.: 10,146**

No. 5 Purdue													
#	Player	FG	FGA	FT	FTA	Tot	PF	TP	A	TO	BLK	S	MIN
15	Jim Bullock *	6	10	0	0	3	2	12	0	4	1	0	37
41	Jim Rovinsky *	6	8	0	1	5	1	12	1	1	0	0	26
40	Russell Cross *	10	13	2	7	9	2	22	4	3	1	0	35
21	Ricky Hall *	1	3	0	0	1	2	2	3	3	0	0	17
33	Curt Clawson *	2	4	0	0	1	1	4	0	2	0	0	6
11	Mack Gads	0	1	0	0	1	2	0	3	3	0	0	10
20	Craig Perry	0	0	0	0	0	0	0	0	0	0	0	7
22	Dan Palombio	0	0	0	0	0	0	1	1	0	0	0	7
25	Steve Reid	2	4	8	8	5	12	9	5	0	0	0	30
44	Joe Gamper	0	0	0	0	1	5	0	0	0	0	0	1
45	Greg Eifer	2	3	0	0	1	5	4	2	1	0	1	24
<b>TEAM</b>		2											
<b>Totals</b>		29	46	10	16	25	20	68	23	23	2	1	200

<b>FG%</b>	1st Half: 11-22 .500	2nd Half: 18-24 .757	Game: .630	DEADBALL
<b>F Throw%</b>	1st Half: 3-7 .428	2nd Half: 7-9 .778	Game: .625	REBOUNDS

No. 4 Arkansas													
#	Player	FG	FGA	FT	FTA	Tot	PF	TP	A	TO	BLK	S	MIN
20	Darrell Walker *	8	13	7	14	6	4	23	5	6	0	3	40
33	Leroy Sutton *	2	3	0	0	2	4	4	2	2	0	0	36
35	Joe Kleine *	6	7	0	0	2	3	12	0	2	0	0	36
21	Alvin Robertson *	10	19	6	7	6	3	26	1	4	1	8	40
14	Ricky Norton *	1	3	3	4	0	2	5	2	1	0	1	24
10	Willie Cutts	0	0	0	0	1	3	0	0	0	0	0	3
22	Robert Kitchen	0	0	0	0	0	0	0	0	0	0	0	1
24	Charles Balentine	0	4	0	0	0	0	0	0	0	0	0	7
25	John Snively	2	4	4	4	1	0	8	2	0	0	0	10
42	Robert Brannon	0	0	0	0	0	0	0	0	0	0	0	1



1983> Sweet 16

**Front row, L to R:** Robert Brannon, Leroy Sutton, Jimmy Dykes, Carey Kelly, Robert Kitchen, Alvin Robertson, Ricky Norton, John Snively, Darrell Walker, Charles Balentine. **Back row, L to R:** Assistant coach James Dickey, assistant coach Fred Trenkle, assistant coach Bill Brown, head coach Eddie Sutton, Willie Cutts, Eric Poerschke, Joe Kleine, Shaheed Ali, Mike Ratliff, Kennan DeBose, Scott Rose, manager Doc Sadler, manager Boo Roth, manager Keith Jones, manager Dudley Dawson, manager Lance Montgomery. **Not pictured:** Darryl Bedford.

45 Carey Kelly	0	0	0	0	0	0	0	0	1	0	0	0	1
54 Darryl Bedford	0	1	0	0	0	0	0	0	0	0	0	0	1
<b>TEAM</b>		1											
<b>Totals</b>		29	51	20	29	19	19	78	13	15	1	12	200

<b>FG%</b>	1st Half: 15-26 .577	2nd Half: 14-25 .560	Game: .569	DEADBALL
<b>F Throw%</b>	1st Half: 9-7 .428	2nd Half: 17-22 .772	Game: .696	REBOUNDS

**Officials:** Dale Kelly, Jim McDaniel, Jimmy Clark  
**Technical fouls:** None  
**Attendance:** 10,146

**Score by Periods**

No. 4 Arkansas													
#	Player	FG	FGA	FT	FTA	Tot	PF	TP	A	TO	BLK	S	MIN
24	Charles Balentine *	3	6	1	3	3	1	7	0	2	0	1	29
33	Leroy Sutton *	5	5	2	2	1	3	12	0	5	1	0	35
35	Joe Kleine *	8	13	5	6	7	4	21	0	2	0	0	38
20	Darrell Walker *	5	11	5	7	8	3	15	2	6	0	0	38
21	Alvin Robertson *	2	8	0	3	3	4	4	7	6	0	5	35
14	Ricky Norton	0	1	0	0	0	0	0	0	0	0	0	9
25	John Snively	0	2	0	0	0	0	0	0	0	0	0	2
45	Carey Kelly	2	3	0	0	7	1	4	1	1	1	0	14
<b>TEAM</b>		2											
<b>Totals</b>		25	49	13	21	31	16	63	10	22	2	6	200

<b>FG%</b>	1st Half: 14-27 .510	2nd Half: 11-21 .524	Game: .521	DEADBALL
<b>F Throw%</b>	1st Half: 9-12 .750	2nd Half: 4-9 .444	Game: .619	REBOUNDS

No. 1 Louisville													
#	Player	FG	FGA	FT	FTA	Tot	PF	TP	A	TO	BLK	S	MIN
21	Scotter McCray *	7	12	3	5	4	3	17	1	2	2	0	36
22	Rodney McCray *	2	5	1	2	5	4	5	2	1	0	1	33
33	Charles Jones *	3	4	0	1	2	4	6	3	2	0	3	29
4	Lancaster Gordon *	9	12	1	2	4	1	19	0	6	0	4	34
20	Milt Wagner *	5	12	0	0	1	3	10	6	3	1	1	35
42	Jeff Hall	1	3	0	0	1	2	0	2	0	0	0	11
55	Billy Thompson	3	6	0	0	4	3	6	1	1	1	1	22
<b>TEAM</b>		4											
<b>Totals</b>		30	54	5	10	24	19	65	13	17	4	10	200

<b>FG%</b>	1st Half: 13-24 .542	2nd Half: 17-30 .567	Game: .556	DEADBALL
<b>F Throw%</b>	1st Half: 1-2 .500	2nd Half: 4-9 .500	Game: .500	REBOUNDS

**Officials:** Leonard Wirtz, Dick Paparo, Jack Hannan  
**Technical fouls:** None  
**Attendance:** 12,489

<b>Score by Periods</b>	1st	2nd	Total
No. 4 Arkansas	37	26	63
No. 1 Louisville	27	38	65



**No. 2 Arkansas**

#	Player	Tot-FG					Rebounds					A	TO	BLK	S	MIN
		FG	FBA	FT	FTA	TP	Tot	PF	TP	A	TO					
24	Charles Balentine *	3	7	2	2	1	1	8	2	1	0	1	0	1	43	
33	Leroy Sutton *	0	2	3	4	2	2	3	0	3	1	0	1	42		
35	Joe Kleine *	6	10	3	4	7	2	15	0	6	1	3	3	45		
14	Rickey Norton *	5	10	1	1	4	0	11	2	2	1	0	43			
21	Alvin Robertson *	6	12	2	4	4	4	14	7	4	3	8	45			
12	Scott Rose	0	1	0	0	0	0	0	0	0	0	0	2			
30	Mike Ratiff	0	0	0	0	0	0	0	0	0	0	0	2			
54	Darryl Bedford	0	0	0	0	1	1	0	1	0	0	0	3			
TEAM							6									
Totals		20	42	11	16	22	14	51	12	16	6	13	225			

FG%	1st Half: 9-21 .429	2nd Half: 11-21 .524	Game: .476	DEADBALL
F Throw%	1st Half: 3-4 .750	2nd Half: 8-12 .667	Game: .688	REBOUNDS
				2

Officials: Paul Galvan, Beuhl Roach, Jerry Donaghy  
 Technical fouls: None  
 Attendance: 19,572

Score by Periods	1st	2nd	OT	Total
No. 7 Virginia	21	28	4	53
No. 2 Louisville	21	28	2	51

**1985**

**Arkansas 63, Iowa 54**  
 West Regional > First Round > March 14, 1985  
 Huntsman Center > Salt Lake City, Utah > Att.: 6,928

**No. 9 Arkansas**

#	Player	Tot-FG					Rebounds					A	TO	BLK	S	MIN
		FG	FBA	FT	FTA	TP	Tot	PF	TP	A	TO					
5	William Mills *	2	6	6	8	3	4	10	5	7	0	1	27			
24	Charles Balentine *	6	7	2	2	8	4	14	3	1	0	3	39			
35	Joe Kleine *	10	17	5	8	14	3	25	0	3	0	2	38			
4	Kenny Hutchinson *	0	3	4	7	3	3	4	5	3	0	2	38			
11	Allie Freeman *	3	5	0	0	4	0	6	2	2	0	1	28			
20	Kevin Rehl	1	2	0	0	0	2	2	1	0	0	0	6			
21	Byron Irvin	1	6	0	0	1	0	2	0	0	0	14				
33	Stephan Moore	0	0	0	0	1	0	0	1	0	0	9				
50	Andrew Lang	0	0	0	0	2	0	2	0	1	1	0				
52	Eric Poerschke	0	0	0	0	0	0	0	0	0	0	1				
TEAM							5									
Totals		23	46	17	27	39	18	63	16	17	1	10	200			

FG%	1st Half: 13-27 .481	2nd Half: 10-19 .526	Game: .500	DEADBALL
F Throw%	1st Half: 0-0 .000	2nd Half: 17-27 .629	Game: .629	REBOUNDS
				2

**No. 8 Iowa**

#	Player	Tot-FG					Rebounds					A	TO	BLK	S	MIN
		FG	FBA	FT	FTA	TP	Tot	PF	TP	A	TO					
42	Michael Payne *	1	4	0	0	4	2	2	1	2	1	0	33			
44	Al Lorenzen *	1	3	0	2	3	3	2	0	2	0	1	21			
41	Greg Stokes *	6	12	2	2	8	5	14	2	5	0	0	32			
4	Andre Banks *	3	8	1	1	5	3	6	6	3	0	2	35			
25	Todd Berkepas *	8	17	0	1	2	3	16	2	0	0	4	31			
3	Garry Wright	7	7	4	5	3	14	2	3	0	1	25				
10	Michael Reaves	0	2	0	0	1	0	1	0	0	1	8				
14	Clarence Jones	0	1	0	2	1	2	0	1	0	0	0				
20	Jeff Moe	0	2	0	0	0	0	2	0	0	0	7				
24	Michael Morgan	0	1	0	0	0	0	0	0	0	0	1				
32	Dave Smedeker	0	0	0	0	1	1	0	1	0	0	3				
40	Kent Hill	0	0	0	0	1	0	1	0	0	0	1				
TEAM							4									
Totals		24	57	6	15	33	24	54	18	16	1	12	200			

FG%	1st Half: 14-25 .560	2nd Half: 10-32 .312	Game: .421	DEADBALL
F Throw%	1st Half: 5-9 .555	2nd Half: 1-6 .167	Game: .400	REBOUNDS
				1

Officials: Don Shea, James Burch, Ralph Pickett  
 Technical fouls: None  
 Attendance: 6,928

Score by Periods	1st	2nd	Total
No. 9 Arkansas	28	37	65
No. 8 Iowa	33	21	54

**St. John's 68, Arkansas 65**  
 West Regional > Second Round > March 16, 1985  
 Huntsman Center > Salt Lake City, Utah > Att.: 8,648

**No. 9 Arkansas**

#	Player	Tot-FG					Rebounds					A	TO	BLK	S	MIN
		FG	FBA	FT	FTA	TP	Tot	PF	TP	A	TO					
5	William Mills *	6	15	0	0	3	12	4	3	0	1	40				
24	Charles Balentine *	4	8	0	1	5	3	8	4	3	0	1	40			
35	Joe Kleine *	7	15	9	10	14	4	23	1	2	0	40				
4	Kenny Hutchinson *	2	3	0	0	3	5	4	3	2	0	25				
11	Allie Freeman *	5	7	1	1	5	11	0	1	0	1	34				
12	Scott Rose	0	0	0	0	1	0	1	0	0	0	2				
20	Kevin Rehl	1	1	0	0	1	2	0	0	0	0	11				
21	Byron Irvin	2	6	1	2	3	2	5	4	1	0	18				
50	Andrew Lang	0	0	0	0	1	0	0	0	0	0	6				
52	Eric Poerschke	0	1	0	0	0	1	0	0	0	0	4				
TEAM							15									
Totals		27	56	11	15	27	24	65	17	12	0	8	200			

FG%	1st Half: 11-27 .407	2nd Half: 16-29 .552	Game: .482	DEADBALL
F Throw%	1st Half: 4-7 .571	2nd Half: 7-8 .875	Game: .733	REBOUNDS
				2

**No. 1 St. John's**

#	Player	Tot-FG					Rebounds					A	TO	BLK	S	MIN
		FG	FBA	FT	FTA	TP	Tot	PF	TP	A	TO					
21	Walter Berry *	6	11	4	5	6	3	16	0	4	2	0	40			
30	Willie Glass *	4	5	1	2	4	2	9	2	2	0	0	32			
23	Bill Wernington *	3	4	1	2	9	3	7	0	3	1	1	33			
20	Chris Mullin *	8	15	10	5	4	26	4	6	3	0	40				
24	Mike Moses *	2	4	4	5	2	1	8	5	3	0	1	32			
13	Mark Jackson	0	0	2	4	0	0	2	1	0	0	0				
31	Shelton Jones	0	0	0	0	1	0	1	0	0	0	8				
33	Ron Stewart	0	0	0	0	1	0	0	0	0	0	7				
TEAM							1									
Totals		23	39	22	28	28	15	68	13	18	3	5	200			

FG%	1st Half: 12-22 .545	2nd Half: 11-17 .647	Game: .589	DEADBALL
F Throw%	1st Half: 8-10 .800	2nd Half: 14-18 .778	Game: .785	REBOUNDS
				0

Officials: Mike Tanco, David Dodge, Terry Turlington  
 Technical fouls: Arkansas - Bench  
 Attendance: 8,648

Score by Periods	1st	2nd	Total
No. 9 Arkansas	26	39	65
No. 1 St. John's	32	36	68



**1990 > Final Four**

**Front row, L to R:** Manager Dave Schlesinger, Ernie Murry, Warren Linn, Cannon Whitby, Arlyn Bowers, Ron Huery, Lee Mayberry, Todd Day, Antonio Dennis. **Second row, L to R:** Student trainer Kevin Pitts, student assistant Clark Morris, assistant coach Wayne Stehlik, assistant coach Scott Edgar, head coach Nolan Richardson, assistant coach Mike Anderson, assistant coach Ron Cottrell, manager Matt Zimmerman, manager Mike Hackbart, manager Price Ransom. **Third row, L to R:** Roosevelt Wallace, Clyde Fletcher, Darrell Hawkins, Larry Marks, Shawn Davis, Mario Credit, Oliver Miller, Michael Hogue, Lenzie Howell, Lonnie Jordan.

**1988**

**Villanova 82, Arkansas 74**  
 Southeast Regional > First Round > March 18, 1988  
 Riverfront Coliseum > Cincinnati, Ohio > Att.: 16,562

**No. 11 Arkansas**

#	Player	Tot-FG					Rebounds					A	TO	BLK	S	MIN	
		FG	FBA	FGA	FTA	TP	OF	DE	PF	TP	A						TO
31	Ron Huery *	7	16	5	11	2	4	0	5	1	21	0	2	1	37		
55	Mario Credit *	4	7	0	5	6	3	6	9	3	13	0	5	1	32		
3	Andrew Lang *	5	9	0	0	5	2	6	8	3	15	0	3	2	38		
11	Allie Freeman *	3	7	0	0	0	0	0	3	6	2	2	0	1	34		
12	Keith Wilson *	3	11	4	0	1	3	4	3	7	1	0	0	33			
25	Tim Scott	3	9	1	5	3	5	1	0	1	5	10	1	0	20		
42	Larry Marks	2	7	0	0	0	1	2	2	4	0	3	1	18			
22	Cannon Whitby	1	3	0	1	2	2	0	4	3	0	0	0	4			
TEAM							2										
Totals		28	69	7	24	11	17	13	18	31	25	74	3	13	5	4	200

FG%	1st Half: 14-35 .400	2nd Half: 14-34 .412	Game: .406	DEADBALL
3-PL FG%	1st Half: 3-11 .273	2nd Half: 4-13 .308	Game: .292	REBOUNDS
F Throw%	1st Half: 2-4 .500	2nd Half: 9-13 .692	Game: .647	REBOUNDS
				5

**No. 6 Villanova**

#	Player	Tot-FG					Rebounds					A	TO	BLK	S	MIN
		FG	FBA	FGA	FTA	TP	OF	DE	PF	TP	A					
31	Mark Plinsky *	3	5	1	2	5	6	0	2	5	12	0	3	0	22	
35	Rodney Taylor *	5	9	0	0	4	2	7	9	3	12	1	3	1	32	
33	Tom Greis *	5	7	0	0	5	2	6	8	3	15	0	3	2	38	
3	Kenny Wilson *	4														





TEAM	1 2 3															
Totals	23	42	7	17	11	18	8	17	25	20	64	14	15	0	3	200

<b>FB%</b>	1st Half: 12-20 .600	2nd Half: 9-22 .409	Game: .547	DEADB
<b>3-Pt. FB%</b>	1st Half: 4-8 .500	2nd Half: 3-9 .333	Game: .411	REBOUNDS
<b>F Throw%</b>	1st Half: 9-14 .642	2nd Half: 2-4 .500	Game: .611	0

<b>No. 4 Arkansas</b>	Tot-FG	3-Pt	Rebounds												
	FG	FGB	FGA	FT	FTA	OF	DE	Tot	PF	TP	A	TO	BLK	S	MIN

<b>FB%</b>	1st Half: 17-32 .531	2nd Half: 8-19 .615	Game: .556	DEADB
<b>3-Pt. FB%</b>	1st Half: 2-5 .400	2nd Half: 1-2 .500	Game: .429	REBOUNDS
<b>F Throw%</b>	1st Half: 4-5 .800	2nd Half: 11-16 .688	Game: .714	1

Officials: Timothy Higgins, Joe Mingle, Nathaniel Humphrey  
 Technical fouls: Arkansas - Day  
 Attendance: 11,578

<b>Score by Periods</b>	1st	2nd	Total
No. 12 Dayton	37	27	64
No. 4 Arkansas	40	28	68

**Arkansas 86, Dayton 84**  
 Midwest Regional > Second Round > March 17, 1990  
 Frank Erwin Center > Austin, Texas > Att.: 15,884

<b>No. 12 Dayton</b>	Tot-FG	3-Pt	Rebounds												
	FG	FGB	FGA	FT	FTA	OF	DE	Tot	PF	TP	A	TO	BLK	S	MIN

<b>FB%</b>	1st Half: 15-35 .428	2nd Half: 17-34 .500	Game: .463	DEADB
<b>3-Pt. FB%</b>	1st Half: 2-5 .400	2nd Half: 4-14 .285	Game: .315	REBOUNDS
<b>F Throw%</b>	1st Half: 10-14 .714	2nd Half: 4-9 .444	Game: .608	4

<b>No. 4 Arkansas</b>	Tot-FG	3-Pt	Rebounds												
	FG	FGB	FGA	FT	FTA	OF	DE	Tot	PF	TP	A	TO	BLK	S	MIN

<b>FB%</b>	1st Half: 16-42 .381	2nd Half: 17-33 .515	Game: .440	DEADB
<b>3-Pt. FB%</b>	1st Half: 4-12 .333	2nd Half: 1-6 .167	Game: .278	REBOUNDS
<b>F Throw%</b>	1st Half: 6-7 .857	2nd Half: 9-12 .750	Game: .789	2

Officials: Richard Paparo, Rusty Herring, David Bair  
 Technical fouls: Arkansas - Bench  
 Attendance: 15,884

<b>Score by Periods</b>	1st	2nd	Total
No. 12 Dayton	42	42	84
No. 4 Arkansas	42	44	86

**Arkansas 96, North Carolina 73**  
 Midwest Regional > Sweet 16 > March 22, 1990  
 Reunion Arena > Dallas, Texas > Att.: 16,413

<b>No. 8 North Carolina</b>	Tot-FG	3-Pt	Rebounds												
	FG	FGB	FGA	FT	FTA	OF	DE	Tot	PF	TP	A	TO	BLK	S	MIN

<b>FB%</b>	1st Half: 12-26 .462	2nd Half: 14-36 .389	Game: .419	DEADB
<b>3-Pt. FB%</b>	1st Half: 1-5 .200	2nd Half: 4-12 .333	Game: .294	REBOUNDS
<b>F Throw%</b>	1st Half: 9-14 .643	2nd Half: 7-11 .636	Game: .640	5

<b>No. 4 Arkansas</b>	Tot-FG	3-Pt	Rebounds												
	FG	FGB	FGA	FT	FTA	OF	DE	Tot	PF	TP	A	TO	BLK	S	MIN

<b>FB%</b>	1st Half: 16-35 .457	2nd Half: 21-37 .568	Game: .514	DEADB
<b>3-Pt. FB%</b>	1st Half: 4-9 .500	2nd Half: 6-10 .600	Game: .444	REBOUNDS
<b>F Throw%</b>	1st Half: 3-4 .750	2nd Half: 11-13 .846	Game: .824	2

Officials: Richie Ballesteros, Don Rutledge, Ted Valentine

Technical fouls: North Carolina - Bench  
 Attendance: 16,413

<b>Score by Periods</b>	1st	2nd	Total
No. 8 North Carolina	34	39	73
No. 4 Arkansas	39	57	96

**Arkansas 88, Texas 85**  
 Midwest Regional > Elite Eight > March 24, 1990  
 Reunion Arena > Dallas, Texas > Att.: 16,413

<b>No. 10 Texas</b>	Tot-FG	3-Pt	Rebounds												
	FG	FGB	FGA	FT	FTA	OF	DE	Tot	PF	TP	A	TO	BLK	S	MIN

<b>FB%</b>	1st Half: 11-32 .344	2nd Half: 14-29 .500	Game: .417	DEADB
<b>3-Pt. FB%</b>	1st Half: 4-10 .400	2nd Half: 5-7 .714	Game: .529	REBOUNDS
<b>F Throw%</b>	1st Half: 10-13 .769	2nd Half: 16-21 .762	Game: .765	3

<b>No. 4 Arkansas</b>	Tot-FG	3-Pt	Rebounds												
	FG	FGB	FGA	FT	FTA	OF	DE	Tot	PF	TP	A	TO	BLK	S	MIN

<b>FB%</b>	1st Half: 19-42 .452	2nd Half: 13-27 .444	Game: .463	DEADB
<b>3-Pt. FB%</b>	1st Half: 0-7 .000	2nd Half: 1-4 .250	Game: .091	REBOUNDS
<b>F Throw%</b>	1st Half: 9-9 .556	2nd Half: 18-29 .621	Game: .605	7

Officials: Tim Higgins, Mickey Crowley, Frank Bosone  
 Technical fouls: None  
 Attendance: 16,413

<b>Score by Periods</b>	1st	2nd	Total
No. 10 Texas	36	49	85
No. 4 Arkansas	43	45	88

**Duke 97, Arkansas 83**  
 Final Four > Semifinal > March 31, 1990  
 McNichols Arena > Denver, Colo. > Att.: 17,675

<b>No. 4 Arkansas</b>	Tot-FG	3-Pt	Rebounds												
	FG	FGB	FGA	FT	FTA	OF	DE	Tot	PF	TP	A	TO	BLK	S	MIN

<b>FB%</b>	1st Half: 14-34 .412	2nd Half: 15-39 .385	Game: .397	DEADB
<b>3-Pt. FB%</b>	1st Half: 3-8 .375	2nd Half: 1-3 .231	Game: .286	REBOUNDS
<b>F Throw%</b>	1st Half: 12-18 .667	2nd Half: 7-8 .875	Game: .731	3

**No. 3 Duke**

<b>Rebounds</b>	Tot-FG	3-Pt	Rebounds												
	FG	FGB	FGA	FT	FTA	OF	DE	Tot	PF	TP	A	TO	BLK	S	MIN

<b>FB%</b>	1st Half: 15-29 .517	2nd Half: 18-32 .563	Game: .541	DEADB
<b>3-Pt. FB%</b>	1st Half: 1-4 .250	2nd Half: 2-6 .333	Game: .333	REBOUNDS
<b>F Throw%</b>	1st Half: 15-23 .652	2nd Half: 13-16 .813	Game: .716	4

Officials: Gerry Donahy, Jim Burr, Frank Bosone  
 Technical fouls: None  
 Attendance: 17,675

<b>Score by Periods</b>	1st	2nd	Total
No. 4 Arkansas	43	40	83
No. 3 Duke	46	51	97

**Arkansas 117, Georgia St. 76**  
 Southeast Regional > First Round > March 15, 1991  
 The Omni > Atlanta, Ga. > Att.: 15,224

<b>No. 16 Georgia St.</b>	Tot-FG	3-Pt	Rebounds												
	FG	FGB	FGA	FT	FTA	OF	DE	Tot	PF	TP	A	TO	BLK	S	MIN

<b>FB%</b>	1st Half: 12-33 .364	2nd Half: 17-42 .405	Game: .387	DEADB
<b>3-Pt. FB%</b>	1st Half: 1-6 .167	2nd Half: 3-4 .250	Game: .183	REBOUNDS
<b>F Throw%</b>	1st Half: 10-16 .625	2nd Half: 6-11 .545	Game: .533	3

<b>No. 1 Arkansas</b>	Tot-FG	3-Pt	Rebounds												
	FG	FGB	FGA	FT	FTA	OF	DE	Tot	PF	TP	A	TO	BLK	S	MIN

<b>FB%</b>	1st Half: 17-39 .436	2nd Half: 23-43 .535	Game: .488	DEADB
<b>3-Pt. FB%</b>	1st Half: 3-13 .231	2nd Half: 3-6 .500	Game: .316	REBOUNDS
<b>F Throw%</b>	1st Half: 15-18 .833	2nd Half: 16-24 .667	Game: .738	5

Officials: Bob Barnett, Steve Welmer, Augdon  
 Technical fouls: None  
 Attendance: 15,224

<b>Score by Periods</b>	1st	2nd	Total
No. 16 Georgia St.	35	41	76
No. 1 Arkansas	52	65	117



**1991> Elite Eight**  
 Front row, L to R: Lee Mayberry, Ron Huery, Davor Rimac, Warren Linn, Arlyn Bowers, Ernie Murry, Darrell Hawkins, Shawn Perciful. **Second row, L to R:** Manager Mike Van Pelt, manager Marc Bryant, manager David Schlesinger, manager Mike Hackbart, assistant coach Wayne Stehlik, assistant coach Scott Edgar, head coach Nolan Richardson, assistant coach Mike Anderson, assistant coach Clark Morris, manager Ben Daggett, manager Richie Nickell, trainer Kevin Pitts. **Third row, L to R:** Ken Biley, Clyde Fletcher, Roosevelt Wallace, Oliver Miller, Shawn Davis, Isaiah Morris, Elmer Martin, Ray Biggers, Todd Day.





1993 > Sweet 16

Front row, L to R: Mike Van Pelt, Shane Slater, Ryan Hogue, trainer Kevin Pitts, assistant coach Nolan Richardson III, administrative assistant Wayne Stehlik, assistant coach Mike Anderson, assistant coach Brad Dunn, Ben Daggett, Kirk Dodd, Jeremy Rose, Mark Murray. Second row, L to R: Reggie Merritt, Ray Canode, Craig Tyson, Corey Beck, Scotty Thurman, Ken Biley, Davor Rimac, Dwight Stewart, head coach Nolan Richardson, Elmer Martin, Ray Biggers, Corliss Williamson, Darrell Hawkins, Warren Linn, Roger Crawford, Clint McDaniel, Robert Shepherd.

Arkansas 97, Arizona St. 90  
Southeast Regional > Second Round > March 17, 1991  
The Omni > Atlanta, Ga. > Att.: 15,224

#	Player	Tot-FG		3-Pt		Rebounds					A	T	BLK	S	MIN		
		FG	FGA	FG	FGA	FT	FTA	OF	DE	TP						P	
12	Dwayne Fontana	6	12	0	0	6	7	3	3	6	1	18	1	2	0	31	
35	Jamal Faulkner	11	23	0	2	7	9	3	5	8	4	29	3	1	0	36	
50	Isaac Austin	5	9	0	0	3	5	1	9	10	3	13	1	5	0	29	
20	Lynn Collins	1	5	0	0	1	3	6	1	2	5	1	2	5	1	28	
32	Tawana Wheeler	3	12	2	7	4	4	0	2	2	4	12	5	1	0	32	
44	Stevin Smith	4	8	3	4	0	1	0	2	2	5	11	7	2	0	27	
33	Ermy Lewis	0	1	0	0	2	2	1	0	1	2	3	1	0	0	11	
22	Matt Anderson	1	2	1	1	0	0	1	0	1	2	3	1	0	0	5	
42	Brian Camper	0	0	0	0	0	0	0	0	0	0	0	0	0	0	1	
TEAM		0															
Totals		31	72	6	14	22	29	17	25	42	21	90	23	14	1	6	200

FG%	1st Half: 19-35 .543	2nd Half: 12-37 .324	Game: .387	DEADBALL	
3-Pt. FG%	1st Half: 4-6 .667	2nd Half: 2-8 .250	Game: .182	REBOUNDS	
F Throw%	1st Half: 12-14 .857	2nd Half: 10-15 .667	Game: .533	REBOUNDS	3

#	Player	Tot-FG		3-Pt		Rebounds					A	T	BLK	S	MIN		
		FG	FGA	FG	FGA	FT	FTA	OF	DE	TP						P	
10	Todd Day	6	14	2	6	3	5	4	4	8	4	17	1	3	0	30	
35	Isiah Morris	1	2	0	0	0	1	2	1	2	1	2	3	1	0	16	
25	Oliver Miller	8	12	0	0	3	6	2	8	10	3	19	4	2	0	32	
11	Lee Mayberry	5	10	2	4	2	7	1	8	9	3	14	4	2	0	38	
20	Aryln Bowers	5	8	2	3	2	2	1	0	1	3	14	5	2	0	31	
44	Ermy Lewis	4	9	3	5	1	1	0	1	1	12	0	2	0	1	20	
34	Roosevelt Wallace	2	9	0	1	2	4	3	7	2	6	3	0	0	1	14	
31	Ron Huery	5	7	1	2	3	3	2	3	5	13	4	0	1	0	18	
33	Clyde Fletcher	0	0	0	0	0	0	0	0	0	0	0	0	0	0	1	
TEAM		0															
Totals		36	71	0	20	15	26	15	27	42	23	97	24	13	5	7	200

FG%	1st Half: 23-39 .590	2nd Half: 13-32 .406	Game: .507	DEADBALL	
3-Pt. FG%	1st Half: 7-12 .583	2nd Half: 3-8 .375	Game: .500	REBOUNDS	
F Throw%	1st Half: 5-8 .625	2nd Half: 10-18 .556	Game: .577	REBOUNDS	6

Officials: Larry Lembo, Gary Marcum, Tom Clark  
Technical fouls: None  
Attendance: 15,224

Score by Periods	1st	2nd	Total
No. 1 Arkansas	54	36	90
No. 1 Arkansas	58	39	97

Arkansas 93, Alabama 70  
Southeast Regional > Sweet 16 > March 21, 1991  
Charlotte Coliseum > Charlotte, N.C. > Att.: 22,717

#	Player	Tot-FG		3-Pt		Rebounds					A	T	BLK	S	MIN		
		FG	FGA	FG	FGA	FT	FTA	OF	DE	TP						P	
42	Latrell Sprewell	5	11	0	0	0	1	3	4	3	10	4	6	2	0	34	
44	Melvin Cheatum	6	11	0	0	1	0	12	12	1	2	10	2	0	3	38	
25	Robert Horry	7	15	1	3	4	6	5	11	2	18	1	5	3	1	37	
12	Gary Waites	1	4	0	0	0	0	3	3	2	2	4	5	0	1	35	
21	Bryant Lancaster	0	1	0	1	0	0	1	1	0	1	0	0	0	0	5	
20	Marcus Jones	1	0	0	0	0	0	0	2	2	2	0	0	0	0	7	
31	James Robinson	7	15	3	5	4	6	1	1	2	1	21	0	4	1	34	
32	Marcus Campbell	0	0	0	0	0	0	1	1	0	1	0	0	0	0	1	
54	Marcus Webb	2	4	0	0	0	1	2	2	3	4	0	2	0	0	9	
TEAM		1															
Totals		29	62	4	10	8	13	11	28	39	14	70	13	26	6	5	200

FG%	1st Half: 16-35 .457	2nd Half: 13-27 .481	Game: .468	DEADBALL	
3-Pt. FG%	1st Half: 2-7 .286	2nd Half: 2-3 .667	Game: .400	REBOUNDS	
F Throw%	1st Half: 3-7 .429	2nd Half: 5-6 .833	Game: .611	REBOUNDS	1

#	Player	Tot-FG		3-Pt		Rebounds					A	T	BLK	S	MIN		
		FG	FGA	FG	FGA	FT	FTA	OF	DE	TP						P	
10	Todd Day	14	24	2	5	1	2	5	7	1	31	1	0	2	36		
35	Isiah Morris	2	7	0	0	0	3	4	7	1	4	0	0	0	0	21	
25	Oliver Miller	7	9	0	0	2	3	4	7	2	15	0	4	2	1	19	
11	Lee Mayberry	6	12	3	7	1	2	0	3	3	1	16	4	0	0	32	
20	Aryln Bowers	1	8	1	4	4	0	0	0	3	7	6	3	0	1	26	
14	Ermy Lewis	0	3	0	2	0	0	1	3	4	0	3	2	0	0	16	
31	Ron Huery	4	8	1	1	0	0	2	2	1	9	2	1	0	2	24	
33	Clyde Fletcher	3	5	0	0	0	5	1	6	0	6	0	1	0	0	13	
34	Roosevelt Wallace	2	9	1	1	0	0	5	3	8	1	5	1	2	0	13	
TEAM		0															
Totals		39	85	8	20	7	9	19	26	45	10	93	17	13	2	10	200

FG%	1st Half: 16-42 .381	2nd Half: 23-43 .535	Game: .459	DEADBALL	
3-Pt. FG%	1st Half: 3-12 .250	2nd Half: 5-8 .625	Game: .400	REBOUNDS	
F Throw%	1st Half: 5-8 .625	2nd Half: 2-3 .667	Game: .778	REBOUNDS	1

Officials: Richard Paparo, Art McDonald, Larry Rose  
Technical fouls: Arkansas - Bench  
Attendance: 22,717

Score by Periods	1st	2nd	Total
No. 4 Alabama	37	33	70
No. 1 Arkansas	40	53	93

Kansas 93, Arkansas 81  
Southeast Regional > Elite Eight > March 23, 1991  
Charlotte Coliseum > Charlotte, N.C. > Att.: 22,717

#	Player	Tot-FG		3-Pt		Rebounds					A	T	BLK	S	MIN		
		FG	FGA	FG	FGA	FT	FTA	OF	DE	TP						P	
24	Alonzo Jamison	11	14	1	3	5	4	5	9	3	26	2	1	0	1	28	
32	Mike Maddox	3	4	0	0	2	2	2	4	8	1	1	0	0	0	22	
42	Mark Randall	4	5	0	2	4	1	2	4	10	3	4	0	1	27		
3	Terry Brown	5	12	1	5	0	0	2	1	3	4	11	1	0	2	26	
30	Adonis Jordan	3	9	0	3	8	10	2	4	6	3	14	3	4	0	34	
12	Patrick Richey	0	1	0	0	0	0	1	0	1	0	0	0	0	0	5	
20	Steve Woodberry	4	0	0	4	4	0	4	0	6	1	0	1	0	1	16	
22	Sean Tunstall	3	7	1	3	4	4	0	3	3	0	11	1	0	0	18	
31	Kirk Wagner	1	1	0	0	2	2	0	0	0	4	0	0	0	0	5	
34	Richard Scott	1	5	0	0	1	2	3	0	3	2	3	0	1	0	16	
54	David Johanning	0	0	0	0	0	0	0	0	0	0	0	0	0	0	3	
TEAM		1															
Totals		32	62	3	12	26	33	16	25	41	18	93	12	14	1	6	200

FG%	1st Half: 16-33 .485	2nd Half: 16-29 .552	Game: .516	DEADBALL	
3-Pt. FG%	1st Half: 1-4 .250	2nd Half: 2-8 .250	Game: .250	REBOUNDS	
F Throw%	1st Half: 2-3 .667	2nd Half: 24-30 .800	Game: .788	REBOUNDS	3

#	Player	Tot-FG		3-Pt		Rebounds					A	T	BLK	S	MIN	
		FG	FGA	FG	FGA	FT	FTA	OF	DE	TP						P
10	Todd Day	8	19	4	8	6	7	3	1	4	4	26	1	3	2	34
35	Isiah Morris	5	6	0	0	1	3	2	5	3	11	0	2	0	1	15
25	Oliver Miller	7	11	0	0	2	3	5	4	9	3	16	1	3	2	34
11	Lee Mayberry	3	9	0	4	1	2	0	6	6	3	7	4	1	0	38
20	Aryln Bowers	1	4	1	1	0	0	0	0	3	3	2	0	0	0	20
14	Ermy Lewis	6	13	2	5	0	2	3	1	4	5	14	2	1	1	23
31	Ron Huery	1	7	0	0	0	0	1	0	2	2	4	2	0	0	18
33	Clyde Fletcher	0	1	0	0	0	0	0	0	0	0	0	0	0	0	5
34	Roosevelt Wallace	3	0	1	0	0	2	2	2	2	2	1	2	0	0	11
TEAM		3														
Totals		32	73	7	19	10	15	20	18	38	25	81	16	6	4	200

FG%	1st Half: 17-36 .472
-----	----------------------





12	Clint McDaniel	4	7	2	4	0	0	0	1	1	2	10	1	0	0	3	19
31	Roger Crawford	3	5	0	0	0	1	0	1	1	3	6	2	2	0	0	13
24	Ray Biggers	1	1	0	0	0	0	0	0	0	0	2	0	1	1	0	6
22	Davor Rimac	1	1	0	0	2	2	0	0	0	1	4	1	1	1	1	5
23	Ken Biley	1	2	0	0	0	2	1	2	3	2	0	0	0	0	0	2
35	Reggie Merritt	2	2	1	1	0	0	0	0	0	0	5	0	2	0	0	2
TEAM		0															
Totals		38	72	5	15	23	25	18	28	46	25	94	15	22	7	18	200

FB%	1st Half: 19-38 .500	2nd Half: 19-34 .559	Game: .528	DEADB	
3-Pt. FB%	1st Half: 3-9 .333	2nd Half: 2-6 .333	Game: .333	REBOUNDS	
F Throw%	1st Half: 4-8 .500	2nd Half: 9-17 .529	Game: .520	REBOUNDS	5

Officials: Ted Valentine, Tom Grzywny, Paul Kaster  
 Technical fouls: None  
 Attendance: 14,366

Score by Periods	1st	2nd	Total
No. 13 Holy Cross	32	64	96
No. 4 Arkansas	45	49	94

**Arkansas 80, St. John's 74**  
**East Regional > Second Round > March 20, 1993**  
**Lawrence Joel Veterans Memorial Coliseum**  
**Winston-Salem, N.C. > Att.: 14,366**

No. 5 St. John's		Tot-FG	3-Pt	Rebounds													
#	Player	FG	FGA	FG%	FTA	FT%	OF	DE	Tot	PF	TP	A	TO	BLK	S	MIN	
31	Lamont Middleton	2	3	0	0	5	6	1	2	3	4	9	1	0	1	0	30
44	Fred Lyson	2	4	2	3	0	0	0	0	0	0	6	1	0	0	0	18
42	Shawnette Scott	3	7	0	1	4	2	8	10	4	7	1	2	0	0	0	22
11	David Cain	6	10	0	0	7	8	2	1	3	4	19	3	7	0	0	23
23	Derek Brown	3	9	0	2	3	3	2	2	4	2	9	2	1	2	1	38
15	Mitchell Foster	2	3	0	0	2	2	2	8	10	3	6	0	1	0	0	15
13	Lee Green	0	0	0	0	0	0	0	0	0	0	0	1	0	0	0	5
34	Charles Milnead	2	5	0	4	6	3	1	4	2	8	0	3	0	0	0	13
30	Carl Beckett	0	1	0	0	5	6	1	2	3	0	5	0	1	0	1	11
3	Sergiy Luyk	1	3	0	1	0	1	1	0	1	0	2	0	0	0	0	8
5	Maurice Brown	1	1	0	0	1	2	0	0	0	1	3	0	3	0	0	7
TEAM		1 1 2															
Totals		22	46	2	6	28	37	15	25	40	20	74	9	19	3	5	200

FB%	1st Half: 12-21 .571	2nd Half: 10-25 .400	Game: .478	DEADB	
3-Pt. FB%	1st Half: 2-2 .000	2nd Half: 0-4 .000	Game: .333	REBOUNDS	
F Throw%	1st Half: 21-26 .808	2nd Half: 7-11 .636	Game: .757	REBOUNDS	3

No. 4 Arkansas		Tot-FG	3-Pt	Rebounds													
#	Player	FG	FGA	FG%	FTA	FT%	OF	DE	Tot	PF	TP	A	TO	BLK	S	MIN	
21	Darrell Hawkins	9	11	2	3	0	0	2	4	6	2	20	1	2	0	0	28
30	Scotty Thurman	7	17	2	5	3	5	3	4	7	1	19	4	2	1	2	31
15	Dwight Stewart	2	5	1	0	1	0	1	0	1	4	4	0	0	0	0	11
14	Corey Beck	0	3	0	0	2	4	4	4	3	2	5	0	0	0	2	34
20	Robert Shepherd	0	9	0	4	3	4	3	1	4	1	3	2	0	0	0	23
12	Clint McDaniel	5	8	2	4	2	0	0	2	14	1	0	4	2	1	0	21
31	Roger Crawford	1	3	0	1	0	0	2	2	1	1	0	0	0	0	0	10
34	Corliss Williamson	4	6	0	5	10	1	1	3	13	2	1	0	0	0	0	26
40	Elmer Martin	0	0	0	0	0	0	0	0	4	0	1	0	0	0	0	6
3	Warren Linn	1	2	1	2	0	0	1	2	3	2	3	1	0	0	0	19
24	Ray Biggers	0	0	0	0	0	0	0	0	0	0	0	0	0	0	0	0
TEAM		1 1 2															
Totals		29	64	7	20	15	25	15	15	30	23	80	18	7	1	9	200

FB%	1st Half: 11-22 .344	2nd Half: 19-32 .563	Game: .453	DEADB	
3-Pt. FB%	1st Half: 5-14 .357	2nd Half: 2-6 .333	Game: .350	REBOUNDS	
F Throw%	1st Half: 12-18 .667	2nd Half: 3-7 .429	Game: .600	REBOUNDS	5

Officials: Larry Rose, Bobby Dibler, David Libby  
 Technical fouls: None  
 Attendance: 14,366

Score by Periods	1st	2nd	Total
No. 5 St. John's	47	27	74
No. 4 Arkansas	39	41	80

**North Carolina 80, Arkansas 74**  
**East Regional > Sweet 16 > March 26, 1993**  
**Meadowlands Arena > East Rutherford, N.J.**  
**Att.: 19,761**

No. 4 Arkansas		Tot-FG	3-Pt	Rebounds													
#	Player	FG	FGA	FG%	FTA	FT%	OF	DE	Tot	PF	TP	A	TO	BLK	S	MIN	
21	Darrell Hawkins	2	10	1	4	0	0	2	2	4	2	5	2	0	0	0	27
30	Scotty Thurman	5	12	2	5	0	0	0	0	0	1	12	1	0	0	0	29
15	Dwight Stewart	2	3	1	1	0	0	0	1	1	3	5	1	0	0	0	12
14	Corey Beck	0	2	0	0	0	0	1	1	2	4	0	5	0	0	0	18
20	Robert Shepherd	5	8	3	4	0	0	2	1	3	0	13	2	6	1	2	25
3	Warren Linn	0	1	0	1	0	0	1	1	0	0	0	0	1	0	0	6
12	Clint McDaniel	3	12	3	8	3	4	4	2	6	4	12	1	1	0	0	23
31	Roger Crawford	1	2	1	1	2	1	0	1	1	4	3	1	0	0	0	14
34	Corliss Williamson	7	0	0	2	3	0	2	2	3	16	1	0	2	0	0	30
40	Elmer Martin	2	4	0	0	3	4	1	4	5	2	7	5	0	2	0	16
TEAM		2 4 6															
Totals		27	61	11	24	9	13	13	18	31	20	74	21	12	6	6	200

No. 1 North Carolina		Tot-FG	3-Pt	Rebounds													
#	Player	FG	FGA	FG%	FTA	FT%	OF	DE	Tot	PF	TP	A	TO	BLK	S	MIN	
31	Brian Reese	5	11	0	1	3	6	5	3	8	1	13	4	1	0	0	31
34	George Lynch	9	13	0	0	5	7	5	5	10	4	23	2	3	0	1	33
00	Eric Montross	6	8	0	0	3	6	4	4	8	2	15	1	2	1	0	37
14	Derrick Phelps	2	5	1	1	0	1	2	5	7	1	5	7	1	0	0	35
21	Donald Williams	7	19	3	9	5	6	11	0	1	3	22	3	2	0	0	30
3	Pat Sullivan	1	4	0	0	0	2	0	2	0	2	0	1	0	0	0	12
5	Henrik Rodl	0	1	0	1	0	0	1	1	1	0	2	0	1	0	0	12
11	Scott Chery	0	0	0	0	0	0	0	0	0	0	0	0	0	0	0	3
33	Kevin Salvardio	0	1	0	0	0	0	0	2	2	1	0	0	0	0	0	7
TEAM		2 4 6															
Totals		30	62	4	12	16	26	21	24	45	13	80	19	12	3	5	200

FB%	1st Half: 17-32 .531	2nd Half: 13-30 .433	Game: .484	DEADB	
3-Pt. FB%	1st Half: 4-8 .500	2nd Half: 0-4 .000	Game: .333	REBOUNDS	
F Throw%	1st Half: 7-12 .583	2nd Half: 9-14 .643	Game: .615	REBOUNDS	3

Officials: Ted Hillary, Tom Harrington, Mike Sanzere  
 Technical fouls: None  
 Attendance: 19,761

Score by Periods	1st	2nd	Total
No. 4 Arkansas	45	29	74
No. 1 North Carolina	48	35	83

1994


**Arkansas 94, North Carolina A&T 79**  
**Midwest Regional > First Round > March 18, 1994**  
**Myraid Convention Center > Oklahoma City, Okla.**  
**Att.: 13,336**

No. 16 North Carolina A&T		Tot-FG	3-Pt	Rebounds													
#	Player	FG	FGA	FG%	FTA	FT%	OF	DE	Tot	PF	TP	A	TO	BLK	S	MIN	
32	John Floyd	1	6	0	2	2	2	8	10	4	0	3	0	0	0	3	30
5	Joe Bunn	5	10	2	4	0	11	5	7	12	3	20	1	2	0	0	19
25	Thad Young	2	10	0	0	5	6	4	3	7	2	9	1	2	0	0	26
5	Tyrone Brice	6	13	4	7	4	4	1	2	3	2	20	5	2	0	0	35
12	Phillip Allen	7	22	5	19	0	0	0	4	4	2	19	4	0	0	0	37
24	Anthony Jones	2	4	0	0	1	2	1	2	1	5	2	5	0	0	0	26
20	Kenny O'Neal	0	2	0	1	0	0	1	0	1	0	0	0	0	0	0	4
11	Brian Seagraves	1	2	0	1	0	0	0	0	0	2	1	0	0	0	1	6
54	Chris Johnson	0	1	0	0	0	2	1	3	1	0	0	0	0	0	0	3
42	Monte Key	0	0	0	0	0	1	0	0	0	0	0	0	0	0	0	2
10	Tank Beasley	0	1	0	1	0	0	0	0	0	0	0	0	0	0	0	1
23	Terry Cooper	0	0	0	0	0	1	0	1	0	0	0	0	0	0	0	0
TEAM		0 2 2															
Totals		24	70	9	31	22	26	19	26	45	12	79	14	20	0	0	16200

FB%	1st Half: 11-32 .344	2nd Half: 13-38 .342	Game: .343	DEADB	
3-Pt. FB%	1st Half: 4-14 .286	2nd Half: 5-17 .294	Game: .290	REBOUNDS	
F Throw%	1st Half: 13-16 .813	2nd Half: 9-10 .900	Game: .846	REBOUNDS	2

No. 1 Arkansas		Tot-FG	3-Pt	Rebounds													
#	Player	FG	FGA	FG%	FTA	FT%	OF	DE	Tot	PF	TP	A	TO	BLK	S	MIN	
30	Scotty Thurman	7	14	3	8	2	2	0	5	2	19	9	3	0	0	0	36
34	Corliss Williamson	10	13	0	4	5	3	4	7	2	24	2	4	2	3	34	
15	Dwight Stewart	3	7	2	4	0	1	7	5	2	8	3	0	2	0	0	19
14	Corey Beck	3	3	0	3	3	0	6	6	3	9	6	2	0	0	0	26
22	Davor Rimac	3	7	1	5	1	1	0	1	1	3	8	0	0	0	0	





1995> Final Four - National Runner-up

Front row, L to R: Guy Whitney, Clint McDaniel, Corey Beck, Kareem Reid, Al Dillard, Reggie Merritt, John Engskov. Second row, L to R: Assistant coach Brad Dunn, Landis Williams, Reggie Garrett, Davor Rimac, Corliss Williamson, Darnell Robinson, Scotty Thurman, Lee Wilson, Dwight Stewart, Elmer Martin, assistant coach Mike Anderson. Third row, L to R: Head coach Nolan Richardson, administrative assistant Wayne Stehlik, strength coach Don Decker, Jeremy Rose, Ryan Hogue, Mark Murray, Erick Tangness, Mark Campbell, Tim Ezell, Ben Daggett, assistant coach Nolan Richardson III, trainer Dave England.

#	Player	FG	FGA	FG%	FTA	FT	FT%	REB	PF	TP	A	TO	BLK	S	MIN
23	Kwanza Johnson	1	5	0.0	0	0	0.0	4	4	2	3	2	0	1	22
41	Craig Hernadi	0	0	0.0	0	0	0.0	1	0	0	0	0	0	0	3
22	Dwayne Bonner	1	0	0.0	4	1	0.25	1	6	1	0	0	0	0	7
24	Kevin Grawer	0	3	0.0	2	2	0.0	1	2	0	0	0	0	0	6
14	Jay Malham	0	0	0.0	0	0	0.0	0	0	0	0	0	0	0	1
TEAM					4	4									
Totals		26	74	10.36	22	27	21.14	35	16	84	20	11	2	12	200

FG%	3-PT FG%	F Throw%
1st Half: 11-36 .306	2nd Half: 15-38 .395	Game: .351
1st Half: 4-4 1.000	2nd Half: 7-20 .350	Game: .278
		DEADBALL REBOUNDS
		Game: .315
		2

**No. 1 Arkansas**

#	Player	FG	FGA	FG%	FTA	FT	FT%	REB	PF	TP	A	TO	BLK	S	MIN
15	Dwight Stewart	2	3	2.2	2	2	1.0	4	4	8	4	1	0	0	25
34	Corliss Williamson	10	13	0.0	1	1	1.0	8	9	3	21	2	5	2	30
44	Darnell Robinson	2	4	0.1	2	1	0.5	2	6	2	4	1	2	1	18
14	Cory Beck	4	7	0.1	5	7	0.2	4	13	7	2	0	0	0	31
30	Scotty Thurman	9	13	3.5	0	0	0.0	0	0	1	21	5	1	2	29
12	Clint McDaniel	8	9	3.4	0	0	0.0	6	6	0	19	3	0	0	23
33	Lee Wilson	4	7	0.0	1	1	1.0	7	8	1	8	1	2	0	14
22	Davor Rimac	1	3	1.3	2	2	0.0	2	5	3	0	0	0	0	11
3	Al Dillard	0	2	0.0	0	0	0.0	0	1	0	4	0	0	0	9
40	Elmer Martin	0	0	0.0	0	0	0.0	1	1	1	0	2	0	0	4
23	Ken Biley	1	1	0.0	0	0	0.0	0	0	1	2	1	0	0	3
24	Ray Biggers	0	0	0.0	0	0	0.0	0	0	1	0	0	1	0	3
TEAM					3	3									
Totals		41	62	9.16	12	17	9.30	39	21	103	31	18	7	6	200

FG%	3-PT FG%	F Throw%
1st Half: 20-33 .606	2nd Half: 21-29 .724	Game: .661
1st Half: 4-8 .500	2nd Half: 5-8 .625	Game: .563
		DEADBALL REBOUNDS
		Game: .706
		3

Officials: Larry Wirtz, Sam Lickliter, Larry Rose  
 Technical fouls: None  
 Attendance: 16,297

Score by Periods	1st	2nd	Total
No. 12 Tulsa	23	55	84
No. 1 Arkansas	44	59	103

**Arkansas 76, Michigan 68**  
 Midwest Regional > Elite Eight > March 27, 1994  
 Reunion Arena > Dallas, Texas > Att.: 16,297

**No. 3 Michigan**

#	Player	FG	FGA	FG%	FTA	FT	FT%	REB	PF	TP	A	TO	BLK	S	MIN
21	Ray Jackson	6	8	0.0	0	0	0.0	2	3	5	4	12	2	3	0
24	Jimmy King	2	7	1.2	0	0	0.0	1	4	5	5	4	3	1	32
25	Juwan Howard	11	17	0.8	8	11	5.8	13	30	0	0	1	0	1	37
5	Jalen Rose	5	19	1.7	2	5	4.4	8	13	3	0	1	0	1	39
11	Dugan Fife	1	8	0.6	2	2	1.0	3	4	1	7	3	0	0	37
3	Makhtar Ndiye	0	2	0.0	0	0	0.0	1	1	2	2	0	0	0	8
20	Oliver Saint-Jean	3	1	1.2	0	0	0.0	3	3	2	4	0	1	1	11
41	Leon Derricks	0	0	0.0	0	0	0.0	0	0	0	0	0	0	0	2
31	Robby Crawford	0	0	0.0	0	0	0.0	0	0	1	0	0	0	0	1
TEAM					2	2									
Totals		26	64	3.17	13	20	16.27	43	22	68	14	16	2	8	200

FG%	3-PT FG%	F Throw%
1st Half: 12-33 .364	2nd Half: 14-31 .452	Game: .406
1st Half: 0-5 .000	2nd Half: 3-12 .250	Game: .176
		DEADBALL REBOUNDS
		Game: .650
		3

**No. 1 Arkansas**

#	Player	FG	FGA	FG%	FTA	FT	FT%	REB	PF	TP	A	TO	BLK	S	MIN
15	Dwight Stewart	2	4	1.2	2	4	0.3	3	5	7	2	1	0	0	22
34	Corliss Williamson	6	10	0.0	0	0	0.0	2	4	6	12	3	0	1	40
44	Darnell Robinson	6	13	0.0	2	3	3.4	4	2	14	1	0	0	0	28
14	Cory Beck	1	4	0.0	2	2	2.2	4	5	2	0	0	0	0	28
30	Scotty Thurman	7	13	4.8	2	2	2.2	3	20	1	0	1	0	1	31
12	Clint McDaniel	3	6	3.6	4	0	0.0	7	7	3	12	0	0	0	31
33	Lee Wilson	0	0	0.0	0	0	0.0	1	1	0	0	0	0	0	7
3	Al Dillard	2	6	2.5	0	0	0.0	1	1	0	6	3	1	0	7
22	Davor Rimac	0	0	0.0	0	0	0.0	0	0	0	0	1	0	0	2
40	Elmer Martin	0	0	0.0	0	0	0.0	0	0	0	1	0	0	0	3
24	Ray Biggers	0	0	0.0	0	0	0.0	0	0	0	0	0	0	0	1
TEAM					5	5									
Totals		27	57	10.21	12	19	6.26	32	17	76	15	11	2	4	200

FG%	3-PT FG%	F Throw%
1st Half: 14-30 .467	2nd Half: 13-27 .481	Game: .474
1st Half: 7-12 .583	2nd Half: 3-9 .333	Game: .476
		DEADBALL REBOUNDS
		Game: .632
		4

Officials: James Burr, John Hughes, David Libbey  
 Technical fouls: Arkansas - Bench  
 Attendance: 16,297

Score by Periods	1st	2nd	Total
No. 3 Michigan	31	37	68
No. 1 Arkansas	40	36	76

**Arkansas 91, Arizona 82**  
 Final Four > Semifinal > April 2, 1994  
 Charlotte Coliseum > Charlotte, N.C. > Att.: 23,674

**No. 2 Arizona**

#	Player	FG	FGA	FG%	FTA	FT	FT%	REB	PF	TP	A	TO	BLK	S	MIN
22	Ray Oves	7	15	0.1	2	2	1.0	4	8	12	5	16	0	0	35
44	Reggie Geary	2	6	0.3	0	0	0.0	2	4	4	6	1	1	4	36
50	Joseph Blair	4	7	0.0	0	0	0.0	6	8	14	3	8	1	2	0
3	Khalid Reeves	6	19	0.9	8	9	2.2	4	4	20	4	6	0	0	34
20	Damon Stoudamir	5	24	1.3	4	4	3.5	8	4	16	6	3	0	1	37
51	Kevin Flanagan	1	1	0.0	0	0	0.0	0	0	1	2	0	0	0	4
33	Cory Williams	5	7	4.6	0	0	0.0	2	4	6	0	14	1	0	12
11	Dylan Rigdon	0	0	0.0	0	0	0.0	0	0	0	0	0	0	0	1
10	Jason Ritchie	0	0	0.0	0	0	0.0	0	0	0	0	0	0	0	1
21	Andy Brown	0	0	0.0	0	0	0.0	0	0	0	0	0	0	0	1
40	Jarvis Kelley	0	0	0.0	0	0	0.0	0	0	0	0	0	0	0	1
TEAM					1	2									
Totals		31	80	6.32	14	16	20.30	50	23	82	18	15	1	9	200

FG%	3-PT FG%	F Throw%
1st Half: 18-43 .419	2nd Half: 13-37 .351	Game: .388
1st Half: 2-16 .125	2nd Half: 4-16 .250	Game: .188
		DEADBALL REBOUNDS
		Game: .875
		1

Officials: Tom Rucker, Ted Hillary, Mike Sazare  
 Technical fouls: None  
 Attendance: 23,674

Score by Periods	1st	2nd	Total
No. 2 Arizona	41	41	82
No. 1 Arkansas	41	50	91

**Arkansas 76, Duke 72**  
 Final Four > National Championship Game  
 April 4, 1994  
 Charlotte Coliseum > Charlotte, N.C. > Att.: 23,674

**No. 2 Duke**

#	Player	FG	FGA	FG%	FTA	FT	FT%	REB	PF	TP	A	TO	BLK	S	MIN
21	Antonio Lang	6	9	0.0	3	3	2.5	15	3	5	1	0	0	34	
33	Grant Hill	4	11	1.4	3	5	1.3	14	3	12	6	9	3	38	
44	Cherokee Parks	7	10	0.0	1	3	4.7	3	4	0	2	0	0	30	
5	Jeff Capel	6	16	2.6	0	0	0.0	4	5	3	14	4	6	0	35
20	Chris Collins	4	11	4.8	0	0	0.0	0	1	12	1	1	1	34	
3	Wally Clark	1	6	0.2	1	2	0.5	1	2	3	2	0	0	15	
52	Erik Meek	1	2	0.0	0	0	0.0	3	4	7	1	2	0	0	14
TEAM					2	3									
Totals		29	65	7.20	7	11	14.34	48	18	72	17	23	7	5	200

FG%	3-PT FG%	F Throw%
1st Half: 15-39 .484	2nd Half: 14-34 .412	



**Arkansas 96, Memphis 91 (OT)**  
**Midwest Regional > Sweet 16 > March 24, 1995**  
**Kemper Arena > Kansas City, Mo. > Att.: 16,153**

No. 6 Memphis		Tot-FG		3-Pt		Rebounds		FTA		OF		DE		PF		TP		A		TO		BLK		S		MIN			
#	Player	FG	FGA	FG	FGA	FG	FGA	FT	FTA	OF	DE	TO	PF	TP	A	TO	BLK	S	MIN										
23	Michael Wilson	5	7	0	0	1	2	5	7	2	11	1	3	0	0	23													
45	Cedric Henderson	5	17	2	6	2	2	4	6	3	14	2	1	3	3	4													
55	Lorenzo Wright	6	11	0	0	0	1	6	8	14	4	2	3	1	0	42													
00	Chris Garner	2	4	1	1	0	1	4	5	5	8	6	0	3	38														
11	Mingo Johnson	10	18	5	9	7	10	1	2	4	32	5	1	0	2	33													
42	David Vaughn	2	7	0	0	3	5	0	9	2	7	0	3	0	0	29													
3	Justin Wimmer	3	7	1	5	0	0	0	1	3	7	0	0	0	0	13													
20	Rodney Newsom	0	3	0	1	0	0	1	2	1	0	0	0	0	0	4													
12	Leon Mitchell	0	0	0	0	0	0	0	0	0	0	0	0	0	0	0													
15	Marcus Nolan	1	1	1	1	0	0	0	0	0	0	0	0	0	0	1													
TEAM		34		75		10		23		13		20		14		48		24		91		19		17		4		8 225	

FG%	1st Half: 11-29 .379	2nd Half: 23-38 .605	Game: .453	DEADBLL
3-Pt. FG%	1st Half: 4-10 .400	2nd Half: 6-13 .462	Game: .435	REBOUNDS
F Throw%	1st Half: 8-11 .727	2nd Half: 9-9 .556	Game: .650	1

No. 2 Arkansas		Tot-FG		3-Pt		Rebounds		FTA		OF		DE		PF		TP		A		TO		BLK		S		MIN			
#	Player	FG	FGA	FG	FGA	FG	FGA	FT	FTA	OF	DE	TO	PF	TP	A	TO	BLK	S	MIN										
30	Scotty Thurman	15	24	4	5	3	4	0	2	2	2	17	4	0	0	0	38												
34	Corliss Williamson	10	16	0	0	7	9	4	9	13	4	27	3	3	0	2	40												
40	Elmer Martin	1	2	0	1	0	0	2	3	0	2	1	1	0	1	6													
12	Clint McDaniel	2	6	1	5	2	4	2	2	4	4	7	3	5	0	4	33												
14	Corey Beck	2	5	2	2	2	4	1	4	5	4	8	4	1	0	2	33												
3	Al Dillard	6	12	4	8	3	4	0	4	4	1	19	0	3	0	2	17												
15	Dwight Stewart	2	6	0	3	2	4	1	4	5	2	6	3	1	1	30													
22	Davor Rimac	1	3	1	3	0	0	2	2	0	3	1	1	0	1	11													
33	Lee Wilson	2	5	0	3	6	2	1	3	1	7	0	0	0	0	1	11												
44	Darnell Robinson	0	1	0	0	0	0	0	0	2	0	0	0	0	0	3													
23	Reggie Garrett	0	0	0	0	0	0	0	0	0	0	0	0	0	0	1													
TEAM		31		68		12		27		35		11		33		44		20		96		19		16		1		14225	

FG%	1st Half: 16-32 .500	2nd Half: 15-35 .417	Game: .456	DEADBLL
3-Pt. FG%	1st Half: 5-8 .625	2nd Half: 7-19 .368	Game: .444	REBOUNDS
F Throw%	1st Half: 6-11 .545	2nd Half: 16-24 .667	Game: .629	5

Officials: Jim Burr, Larry Rose, David Hall			
Technical fouls: Arkansas - Beck, Memphis - Johnson			
Attendance: 16,153			
Score by Periods			
1st	2nd	OT	Total
No. 6 Memphis	34	49	81
No. 2 Arkansas	43	40	13 96

**Arkansas 68, Virginia 61**  
**Midwest Regional > Elite Eight > March 26, 1995**  
**Kemper Arena > Kansas City, Mo. > Att.: 15,622**

No. 4 Virginia		Tot-FG		3-Pt		Rebounds		FTA		OF		DE		PF		TP		A		TO		BLK		S		MIN			
#	Player	FG	FGA	FG	FGA	FG	FGA	FT	FTA	OF	DE	TO	PF	TP	A	TO	BLK	S	MIN										
22	Jason Willford	0	3	0	1	4	8	2	6	8	5	4	3	0	0	32													
4	Junior Burrough	16	14	1	9	11	8	8	16	3	22	1	1	0	0	39													
30	Chris Alexander	0	2	0	0	0	3	3	6	3	0	0	3	0	0	23													
5	Curtis Staples	6	15	4	10	0	0	1	3	4	16	2	0	0	0	38													
21	Hansel Dancie	4	16	1	9	3	7	0	2	2	12	2	6	0	0	36													
24	Yuri Barnes	0	1	0	0	1	2	0	0	2	1	0	1	0	0	10													
13	Jamal Robinson	3	5	0	0	0	2	1	3	3	6	0	0	1	0	16													
25	Norman Nolan	0	0	0	0	0	0	0	0	0	0	0	0	0	0	3													
32	Percy Ellsworth	0	0	0	0	0	0	0	0	0	0	0	0	0	0	1													
TEAM		19		56		6		21		17		28		18		23		41		22		61		9		14		1 0 200	

FG%	1st Half: 7-24 .292	2nd Half: 12-32 .375	Game: .339	DEADBLL
3-Pt. FG%	1st Half: 1-5 .200	2nd Half: 5-16 .313	Game: .286	REBOUNDS
F Throw%	1st Half: 10-14 .714	2nd Half: 7-14 .500	Game: .607	1

No. 2 Arkansas		Tot-FG		3-Pt		Rebounds		FTA		OF		DE		PF		TP		A		TO		BLK		S		MIN			
#	Player	FG	FGA	FG	FGA	FG	FGA	FT	FTA	OF	DE	TO	PF	TP	A	TO	BLK	S	MIN										
30	Scotty Thurman	7	16	2	6	1	2	3	5	8	1	17	1	2	0	2	33												
40	Elmer Martin	0	2	0	2	0	0	1	1	2	0	0	0	0	1	8													
34	Corliss Williamson	8	13	0	5	6	2	7	9	3	21	3	3	0	2	35													
12	Clint McDaniel	1	2	0	1	2	0	1	1	3	4	1	1	0	2	29													
14	Corey Beck	1	5	0	2	5	6	4	2	6	4	7	3	2	0	20													
15	Dwight Stewart	1	7	1	6	2	2	1	5	6	3	5	1	1	1	17													
3	Al Dillard	1	5	0	2	1	2	1	3	1	3	2	1	0	1	12													
44	Darnell Robinson	0	1	0	1	0	0	0	3	3	1	0	0	0	0	9													
22	Davor Rimac	2	4	2	4	0	0	0	0	0	1	6	1	1	0	15													
33	Lee Wilson	2	2	0	1	1	3	4	2	5	1	0	1	0	1	10													
23	Reggie Garrett	0	1	0	0	0	0	0	0	0	0	0	0	0	0	2													
TEAM		24		77		6		20		11		23		29		54		20		65		13		8		4		7 200	

FG%	1st Half: 11-38 .289	2nd Half: 13-39 .333	Game: .312	DEADBLL
3-Pt. FG%	1st Half: 4-12 .333	2nd Half: 2-8 .250	Game: .300	REBOUNDS
F Throw%	1st Half: 5-11 .455	2nd Half: 6-12 .500	Game: .478	6

No. 4 Marquette		Tot-FG		3-Pt		Rebounds		FTA		OF		DE		PF		TP		A		TO		BLK		S		MIN	
#	Player	FG	FGA	FG	FGA	FG	FGA	FT	FTA	OF	DE	TO	PF	TP	A	TO	BLK	S	MIN								
5	Chris Crawford	2	5	0	0	1	1	2	3	5	5	2	4	0	0	21											
13	Roney Eford	2	12	1	7	0	1	6	7	1	5	3	2	1	1	32											
00	Armal McCaskill	0	3	0	0	4	8	4	7	11	3	4	0	0	2	0	35										
3	Anthony Pieper	4	20	3	14	2	1	3	4	2	13	4	0	0													



# UA BASKETBALL | NCAA BOX SCORES

Officials: F. Scapigliotta, S. Thornley, W. Kennedy

Technical fouls: None

Attendance: 11,931

Score by Periods	1st	2nd	Total
No. 12 Arkansas	31	34	65
No. 4 Marquette	33	23	56

## Massachusetts 79, Arkansas 63 East Regional > Sweet 16 > March 21, 1996 Georgia Dome > Atlanta, Ga. > Att.: 34,614

No. 12 Arkansas

#	Player	Tot-FG		3-Pt		Rebounds							TP	A	TO	BLK	S	MIN
		FG	FGA	FGA	FT	FTA	OF	DE	TO	PF	TP	A						
55	Derek Hood *	1	6	0	0	3	4	1	4	5	4	5	0	2	0	0	1	19
15	Marlon Towns *	0	6	0	4	0	0	1	1	3	0	1	1	0	0	1	18	
44	Darnell Robinson *	6	10	0	0	2	2	4	6	0	4	0	4	0	1	1	17	
12	Kareem Reid *	3	11	0	2	6	1	2	3	12	8	6	0	1	3	37		
22	Pat Bradley *	6	10	3	6	0	1	2	3	2	15	0	3	0	2	37		
33	Lee Wilson *	3	7	0	0	6	3	3	6	2	12	1	2	1	2	17		
21	Landis Williams *	4	4	0	0	0	2	1	3	3	2	0	1	0	1	15		
31	Nick Davis *	4	4	0	1	0	2	2	4	2	0	4	2	1	0	11		
5	Alli Thompson *	9	0	1	2	4	2	6	3	9	2	1	0	1	1	22		
23	Brandon Davis *	1	0	0	0	0	1	1	0	1	0	1	0	0	5			
24	Guy Whitney *	0	0	0	0	0	0	0	0	0	0	1	0	0	0			
13	John Engskog *	0	0	0	0	0	0	0	0	0	0	0	0	0	1			
33	Reggie Merritt *	0	0	0	0	0	0	0	0	0	0	0	0	0	1			
TEAM						2	8	10										
Totals		22	64	3	15	16	18	16	28	44	26	63	14	25	4	9	200	

FG% 1st Half: 5-27.185 2nd Half: 17-37.459 Game: .344 DEADBALL

3-Pt. FG% 1st Half: 0-5.000 2nd Half: 3-10.300 Game: .200 REBOUNDS

F Throw% 1st Half: 14-16.875 2nd Half: 4-4.000 Game: .889 1

No. 1 Massachusetts

#	Player	Tot-FG		3-Pt		Rebounds							TP	A	TO	BLK	S	MIN
		FG	FGA	FGA	FT	FTA	OF	DE	TO	PF	TP	A						
3	Dana Dingle *	4	9	0	0	4	7	3	4	7	0	12	4	1	0	2	30	
4	Donta Bright *	5	14	0	1	1	1	5	6	3	11	0	6	0	0	25		
34	Tyrone Weeks *	5	9	0	0	6	8	4	3	7	3	16	1	2	2	33		
24	Carmelo Travieso *	5	14	3	9	1	2	1	2	0	14	3	4	1	2	34		
12	Edgar Padilla *	2	5	2	0	0	2	1	3	3	5	2	0	0	5			
21	Marcus Camby *	5	8	0	0	5	10	4	3	7	3	15	1	3	0	30		
50	Inus Norville *	0	0	0	0	1	2	0	2	2	5	1	0	0	0			
5	Charlton Clarke *	4	0	2	2	1	0	1	0	1	1	1	3	0	1	12		
44	Rigoberto Nunez *	3	0	1	0	0	1	0	1	1	2	0	1	0	3			
40	Ted Cottrell *	0	0	0	0	0	0	0	0	0	0	0	0	0	3			
11	Giddell Padilla *	0	0	0	0	0	0	0	0	0	0	2	0	0	2			
14	Andy MacLay *	0	0	0	0	0	0	0	0	0	0	0	0	0	1			
10	Ross Burns *	0	0	0	0	0	0	0	0	0	0	0	0	0	1			
TEAM						0	2	2										
Totals		27	67	4	15	21	33	19	27	46	18	79	17	21	7	12200		

FG% 1st Half: 15-34.441 2nd Half: 12-33.364 Game: .403 DEADBALL

3-Pt. FG% 1st Half: 2-8.286 2nd Half: 2-8.250 Game: .267 REBOUNDS

F Throw% 1st Half: 8-14.571 2nd Half: 13-19.684 Game: .636 5

Officials: David Libbey, Frank Bosone, Rick Hartzell

Technical fouls: None

Attendance: 34,614

Score by Periods 1st 2nd Total

No. 12 Arkansas 24 39 63

No. 1 Massachusetts 40 39 79

## 1998

### Arkansas 74, Nebraska 65 West Regional > First Round > March 12, 1998 Boise State Pavilion > Boise, Idaho > Att.: 12,159

No. 11 Nebraska

#	Player	Tot-FG		3-Pt		Rebounds							TP	A	TO	BLK	S	MIN
		FG	FGA	FGA	FT	FTA	OF	DE	TO	PF	TP	A						
5	Larry Florence *	4	10	0	0	0	0	2	4	1	8	0	4	0	1	23		
10	Tyronn Lue *	6	14	2	6	4	0	1	1	3	18	6	3	0	3	37		
15	Chad Johnson *	1	2	0	0	0	0	0	0	2	2	4	0	0	18			
30	Cookie Belcher *	4	12	1	6	0	0	1	0	1	4	9	4	0	6	33		
44	Andy Markowski *	4	8	0	0	2	2	2	4	3	10	0	3	1	29			
34	Troy Platkovski *	2	7	0	4	0	0	3	0	3	0	4	2	0	24			
4	Venson Hamilton *	7	0	0	5	8	2	10	5	14	2	2	1	0	27			
52	Brent Harriman *	0	0	0	0	0	2	2	0	0	0	0	0	0	9			
TEAM						2	3	5										
Totals		27	61	3	16	8	11	18	12	30	18	65	14	21	2	13200		

FG% 1st Half: 18-34.529 2nd Half: 9-27.333 Game: .443 DEADBALL

3-Pt. FG% 1st Half: 0-0.000 2nd Half: 3-10.300 Game: .188 REBOUNDS

F Throw% 1st Half: 4-5.800 2nd Half: 4-6.857 Game: .727 4

No. 6 Arkansas

#	Player	Tot-FG		3-Pt		Rebounds							TP	A	TO	BLK	S	MIN
		FG	FGA	FGA	FT	FTA	OF	DE	TO	PF	TP	A						
21	Landis Williams *	0	1	0	0	0	0	2	2	0	0	1	2	0	0	6		
31	Nick Davis *	3	4	0	0	2	2	1	3	4	8	0	1	1	1	34		
40	Sunday Adebayo *	3	4	0	0	2	2	4	2	6	8	0	3	0	1	18		
12	Kareem Reid *	6	12	3	4	5	0	2	2	2	17	2	6	0	2	37		
22	Pat Bradley *	5	12	5	10	4	0	0	0	0	1	19	0	1	0	32		
23	Tank Wallace *	4	10	3	7	2	2	2	4	6	0	13	2	1	0	29		
24	Guy Whitney *	0	0	0	0	0	0	2	2	0	0	0	1	0	4			
5	Alli Thompson *	2	3	0	0	5	6	1	3	4	1	9	1	2	1	19		
3	Brandon Davis *	0	0	0	0	0	0	0	0	0	0	0	0	0	3			
41	Chris Walker *	0	0	0	0	0	0	1	0	1	0	1	0	0	4			
52	Jason Jennings *	0	0	0	0	0	0	0	0	0	0	0	0	0	1			
55	Derek Hood *	0	2	0	0	0	0	1	2	3	0	0	2	0	13			
TEAM						2	3	0										
Totals		23	48	9	20	19	21	12	17	29	13	74	7	22	2	6	200	

FG% 1st Half: 13-24.542 2nd Half: 10-24.417 Game: .479 DEADBALL

3-Pt. FG% 1st Half: 3-9.333 2nd Half: 6-11.545 Game: .450 REBOUNDS

F Throw% 1st Half: 4-4.000 2nd Half: 15-17.882 Game: .905 1

Officials: Donnee Gray, Reggie Greenwood, Tim Hutchinson

Technical fouls: None

Attendance: 12,159

Score by Periods 1st 2nd Total

No. 11 Nebraska 40 25 65

No. 6 Arkansas 33 41 74

## Utah 75, Arkansas 69

### West Regional > Second Round > March 14, 1998 Boise State Pavilion > Boise, Idaho > Att.: 12,166

No. 6 Arkansas

#	Player	Tot-FG		3-Pt		Rebounds							TP	A	TO	BLK	S	MIN
		FG	FGA	FGA	FT	FTA	OF	DE	TO	PF	TP	A						
5	Alli Thompson *	3	7	0	0	0	2	2	4	6	1	6	0	4	1	2	29	
31	Nick Davis *	0	4	0	0	0	1	2	3	1	0	0	0	1	0	15		
55	Derek Hood *	7	9	0	0	2	1	2	3	5	16	0	1	1	0	23		

#	Player	Tot-FG		3-Pt		Rebounds							TP	A	TO	BLK	S	MIN
		FG	FGA	FGA	FT	FTA	OF	DE	TO	PF	TP	A						
12	Kareem Reid *	6	13	0	4	4	5	0	0	0	2	16	7	1	0	4	37	
22	Pat Bradley *	1	5	1	3	2	2	0	0	5	0	5	0	0	0	23		
23	Tank Wallace *	3	10	2	7	0	0	1	3	4	1	8	4	0	1	3	34	
24	Guy Whitney *	2	3	1	0	0	0	2	2	5	0	1	0	0	0	8		
21	Landis Williams *	2	0	0	0	2	2	1	0	1	2	0	1	0	0	6		
40	Sunday Adebayo *	3	6	0	0	5	7	2	2	4	3	11	0	1	0	21		
41	Chris Walker *	0	1	0	1	0	0	0	0	1	0	1	0	0	0	3		
52	Jason Jennings *	0	0	0	0	0	0	0	0	0	0	0	0	0	0	1		
TEAM						1	0	1										
Totals		25	60	4	16	15	20	11										



# UA'S POSTSEASON NIT BOX SCORES

1987

## Arkansas 67, Arkansas St. 64 (OT)

First Round > March 13, 1987

Barnhill Arena > Fayetteville, Ark. > Att.: 9,218

#	Player	Tot-FG		3-Pt		Rebounds		FTA	OF	DE	PF	TP	A	TO	BLK	S	MIN
		FG	FGA	FG	FGA	FT	FT										
30	Alan Smith *	2	4	0	0	0	0	0	0	0	5	4	0	0	0	0	17
40	Reggie Gordon *	3	10	0	0	3	4	7	11	5	9	6	5	0	0	0	41
42	John Tate *	7	11	0	0	4	6	3	11	14	3	18	1	4	0	0	44
10	Steve Wiedowher *	18	33	3	7	0	3	2	4	6	2	19	2	5	0	0	34
24	Carl Archer *	1	2	0	0	1	0	1	0	1	2	2	6	1	0	0	38
14	Brad Goshien *	3	8	0	0	3	5	1	6	7	0	2	2	0	0	0	28
23	Rhon Johnson *	0	0	0	0	1	0	1	0	1	0	1	0	0	0	0	8
32	Bobby Collins *	1	1	0	0	0	0	1	1	0	2	0	1	0	0	0	5
TEAM		25	49	3	8	11	22	11	30	43	17	64	17	19	0	0	3 225

FG%	1st Half: 12-26 .461	2nd Half: 13-23 .565	Game: .510	DEADBALL
3-Pt. FG%	1st Half: 1-4 .250	2nd Half: 2-4 .500	Game: .375	REBOUNDS
F Throw %	1st Half: 4-11 .364	2nd Half: 7-11 .636	Game: .500	2

#	Player	Tot-FG		3-Pt		Rebounds		FTA	OF	DE	PF	TP	A	TO	BLK	S	MIN
		FG	FGA	FG	FGA	FT	FT										
30	Mike Rattiff *	2	6	0	0	0	2	3	5	2	4	0	0	0	0	0	27
44	Mario Credit *	6	13	0	0	3	5	2	5	7	1	15	3	0	0	0	32
33	Stephen Moore *	4	9	0	0	0	1	3	4	3	8	1	1	1	0	0	35
11	Allie Freeman *	1	2	0	0	0	0	3	3	2	2	1	0	0	0	0	12
21	Phillip McKellar *	2	10	0	0	0	2	1	3	2	4	0	1	0	0	0	15
31	Ron Huey *	6	9	2	2	0	2	3	5	4	14	1	0	0	0	0	25
12	Keith Wilson *	0	4	0	0	2	1	2	3	4	2	6	0	0	0	0	28
25	Tim Scott *	2	6	1	2	0	0	4	1	1	1	1	1	1	0	0	18
50	Shawn Baker *	1	4	0	0	0	1	1	2	2	0	0	0	0	0	0	9
3	Andrew Lang *	0	0	0	0	0	0	0	0	0	0	0	0	0	0	0	2
4	Kenny Hutchinson *	0	0	0	0	2	0	0	0	0	0	1	0	0	0	0	3
22	Cannon White *	2	6	2	2	0	3	0	1	1	8	2	0	0	0	0	15
34	Anthony Hurd *	1	1	0	0	0	0	0	0	1	2	0	0	0	0	0	4
TEAM		27	70	5	13	8	17	10	20	39	23	67	12	9	2	0	10225

FG%	1st Half: 7-28 .250	2nd Half: 20-42 .476	Game: .386	DEADBALL
3-Pt. FG%	1st Half: 1-4 .250	2nd Half: 4-9 .444	Game: .385	REBOUNDS
F Throw %	1st Half: 5-10 .500	2nd Half: 7-12 .583	Game: .471	3

Score by Periods				1st	2nd	OT	Total
Arkansas	29	30	5	64			
Arkansas St.	20	39	8	67			

Officials: Rich Eichorst, Jerry Seibert, Jerry Harris  
 Technical fouls: None  
 Attendance: 9,218

## Nebraska 78, Arkansas 71

Second Round > March 17, 1987

Bob Devaney Sports Center > Lincoln, Neb.

Att.: 14,529

#	Player	Tot-FG		3-Pt		Rebounds		FTA	OF	DE	PF	TP	A	TO	BLK	S	MIN
		FG	FGA	FG	FGA	FT	FT										
30	Mike Rattiff *	3	4	0	0	1	1	2	3	7	1	2	0	1	0	0	19
33	Stephen Moore *	3	10	0	0	0	0	5	3	4	0	1	1	0	0	0	14
55	Mario Credit *	2	2	0	0	0	0	4	3	4	1	3	1	0	0	0	21
12	Keith Wilson *	0	6	0	0	3	4	0	1	5	3	2	4	0	0	0	33
31	Ron Huey *	3	8	0	0	4	7	1	3	4	3	10	3	1	0	0	42
11	Allie Freeman *	3	4	0	0	2	5	2	1	9	1	0	0	0	0	0	17
3	Andrew Lang *	2	4	0	0	1	3	6	3	4	0	1	0	1	0	0	18
4	Kenny Hutchinson *	1	1	0	0	1	1	2	2	2	0	0	0	0	0	0	4
21	Phillip McKellar *	3	4	1	1	2	2	0	0	2	9	0	3	0	0	0	19
22	Cannon White *	4	4	1	1	2	0	0	0	0	2	1	2	0	0	0	11
25	Tim Scott *	5	12	1	1	3	5	2	3	3	17	0	0	0	0	0	16
50	Shawn Baker *	0	1	0	0	2	0	0	0	0	2	0	0	0	0	0	6
TEAM		24	52	5	17	18	30	11	22	33	28	71	9	19	3	0	10200

FG%	1st Half: 3-15 .200	2nd Half: 21-37 .568	Game: .462	DEADBALL
3-Pt. FG%	1st Half: 0-2 .000	2nd Half: 5-13 .385	Game: .294	REBOUNDS
F Throw %	1st Half: 6-9 .667	2nd Half: 12-21 .571	Game: .600	3

#	Player	Tot-FG		3-Pt		Rebounds		FTA	OF	DE	PF	TP	A	TO	BLK	S	MIN
		FG	FGA	FG	FGA	FT	FT										
21	Derrick Vick *	1	9	0	0	2	5	2	7	2	18	1	2	0	0	0	35
30	Bernard Day *	6	8	0	0	7	9	2	4	6	3	19	3	0	0	0	31
35	Bill Jackman *	1	5	0	0	0	1	8	9	1	2	1	1	0	0	0	26
10	Henry Butman *	0	7	0	0	1	11	13	2	3	4	11	6	0	0	0	32
20	Brian Carr *	2	9	0	0	4	4	4	3	6	5	2	0	0	0	0	34
4	Jeff Rekeveg *	0	0	0	0	0	0	0	0	1	0	0	0	0	0	0	1
12	R.V. Poelgeest *	0	2	0	0	0	0	1	1	0	0	0	0	0	0	0	0
14	Anthony Ballous *	9	12	0	0	2	3	2	3	5	20	3	0	0	0	0	28
32	Mike Martz *	0	0	0	0	0	0	0	0	0	0	0	0	0	0	0	1
44	Keith Neubert *	1	3	0	0	0	2	2	4	4	2	0	2	0	0	0	9
TEAM		27	55	0	5	24	34	13	26	39	24	78	18	16	0	0	4 200

FG%	1st Half: 12-31 .387	2nd Half: 15-24 .625	Game: .491	DEADBALL
3-Pt. FG%	1st Half: 0-1 .000	2nd Half: 5-13 .385	Game: .294	REBOUNDS
F Throw %	1st Half: 7-11 .739	2nd Half: 17-23 .739	Game: .706	3

Officials: Ted Hillary, Randy Drury, Ronald Winter  
 Technical fouls: Arkansas - Bench  
 Attendance: 14,529

1997

## Arkansas 101, Northern Arizona 75

First Round > March 12, 1997

Bud Walton Arena > Fayetteville, Ark. > Att.: 9,486

#	Player	Tot-FG		3-Pt		Rebounds		FTA	OF	DE	PF	TP	A	TO	BLK	S	MIN
		FG	FGA	FG	FGA	FT	FT										
22	Andrew Mavis *	11	14	4	6	0	0	1	2	2	26	2	1	0	0	0	29
23	Ross Land *	6	9	5	8	0	0	0	7	7	0	17	1	4	0	0	30
43	Casey Frank *	7	10	0	0	2	2	2	2	4	2	16	2	1	0	0	21
32	Billy Hix *	2	5	0	0	1	1	3	7	8	1	5	2	3	0	0	32
30	Rod Hutchings *	1	4	0	0	0	0	0	0	0	5	2	4	3	0	0	34

FG%	1st Half: 13-31 .419	2nd Half: 13-31 .419	Game: .419	DEADBALL
3-Pt. FG%	1st Half: 4-10 .400	2nd Half: 2-12 .167	Game: .273	REBOUNDS
F Throw %	1st Half: 3-4 .750	2nd Half: 12-20 .600	Game: .625	5

Score by Periods				1st	2nd	Total
Arkansas	48	53	71			
Northern Arizona	31	47	78			

Officials: Tom Lopes, Donnee Gray, Ed Corbett  
 Technical fouls: None  
 Attendance: 15,898

#	Player	Tot-FG		3-Pt		Rebounds		FTA	OF	DE	PF	TP	A	TO	BLK	S	MIN
		FG	FGA	FG	FGA	FT	FT										
50	Dan McCintock *	0	6	0	0	0	0	1	1	2	1	0	1	2	0	0	17
20	Michael McInair *	3	6	1	3	2	4	0	3	3	2	9	5	7	0	0	14
40	Andrew Wolthers *	0	0	0	0	0	0	0	0	0	0	0	0	0	0	0	10
24	Ryan Abbott *	0	0	0	0	0	0	0	0	0	0	0	0	0	0	0	3
TEAM		0	0	0	0	0	0	0	0	0	0	0	0	0	0	0	0
Totals		30	54	10	19	5	9	7	23	30	8	75	18	22	1	0	1 200



# ALL-TIME FINAL POLL RANKINGS

## 1977

### Associated Press

1. Michigan
2. UCLA
3. Kentucky
4. UNLV
5. North Carolina
6. Syracuse
7. Marquette
8. San Francisco
9. Wake Forest
10. Notre Dame
11. Alabama
12. Detroit
13. Minnesota
14. Utah
15. Tennessee
16. Kansas St.
17. UNC-Charlotte
- 18. ARKANSAS**
19. Louisville
20. Virginia Military

### United Press International

1. Michigan
2. San Francisco
3. North Carolina
4. UCLA
5. Kentucky
6. UNLV
- 7. ARKANSAS**
8. Tennessee
9. Syracuse
10. Utah
11. Kansas St.
12. Cincinnati
13. Louisville
14. Marquette
15. Providence
16. Indiana St.
17. Minnesota
18. Alabama
19. Detroit
20. Purdue

## 1978

### AP

1. Kentucky
2. UCLA
3. DePaul
4. Michigan St.
- 5. ARKANSAS**
6. Notre Dame
7. Duke
8. Marquette
9. Louisville
10. Kansas
11. San Francisco
12. New Mexico
13. Indiana
14. Utah
15. Florida St.
16. North Carolina
17. Texas
18. Detroit
19. Miami (Ohio)
20. Pennsylvania

### UPI

1. Kentucky
2. UCLA
3. Marquette

4. New Mexico
5. Michigan St.
- 6. ARKANSAS**
7. DePaul
8. Kansas
9. Duke
10. North Carolina
11. Notre Dame
12. Florida St.
13. San Francisco
14. Louisville
15. Indiana
16. Houston
17. Utah St.
18. Utah
19. Texas
20. Georgetown

## 1979

### AP

1. Indiana St.
2. UCLA
3. Michigan St.
4. Notre Dame
- 5. ARKANSAS**
6. DePaul
7. LSU
8. Syracuse
9. North Carolina
10. Marquette
11. Duke
12. San Francisco
13. Louisville
14. Pennsylvania
15. Purdue
16. Oklahoma
17. St. John's (N.Y.)
18. Rutgers
19. Toledo
20. Iowa

### UPI

1. Indiana St.
2. UCLA
3. North Carolina
4. Michigan St.
5. Notre Dame
- 6. ARKANSAS**
7. Duke
8. DePaul
9. LSU
10. Syracuse
11. Iowa
12. Georgetown
13. Marquette
14. Purdue
15. Texas
16. Temple
17. San Francisco
18. Tennessee
19. Louisville
20. Detroit

## 1981

### AP

1. DePaul
2. Oregon St.
3. Arizona St.
4. LSU
5. Virginia
6. North Carolina
7. Notre Dame
8. Kentucky

9. Indiana
10. UCLA
11. Wake Forest
12. Louisville
13. Iowa
14. Utah
15. Tennessee
16. Brigham Young
17. Wyoming
18. Maryland
19. Illinois
- 20. ARKANSAS**

## 1982

### AP

1. North Carolina
2. DePaul
3. Virginia
4. Oregon St.
5. Missouri
6. Georgetown
7. Minnesota
8. Idaho
9. Memphis St.
10. Tulsa
11. Fresno St.
- 12. ARKANSAS**
13. Alabama
14. West Virginia
15. Kentucky
16. Iowa
17. Ala.-Birmingham
18. Wake Forest
19. UCLA
20. Louisville

### UPI

1. North Carolina
2. DePaul
3. Virginia
4. Oregon St.
5. Missouri
6. Minnesota
7. Georgetown
8. Idaho
9. Memphis St.
10. Fresno St.
11. Tulsa
12. Alabama
- 13. ARKANSAS**
14. Kentucky
15. Wyoming
16. Iowa
17. West Virginia
18. Kansas St.
19. Wake Forest
20. Louisville

## 1983

### AP

1. Houston
2. Louisville
3. St. John's (N.Y.)
4. Virginia
5. Indiana
6. UNLV
7. UCLA
8. North Carolina
- 9. ARKANSAS**
10. Missouri
11. Boston College
12. Kentucky
13. Villanova

14. Wichita St.
15. UT-Chattanooga
16. N.C. St.
17. Memphis St.
18. Georgia
19. Oklahoma St.
20. Georgetown

### UPI

1. Houston
2. Louisville
3. St. John's (N.Y.)
4. Virginia
5. Indiana
6. UNLV
7. UCLA
8. North Carolina
- 9. ARKANSAS**
10. Kentucky
11. Villanova
12. Missouri
13. Boston College
14. N.C. St.
15. Georgia
16. UT-Chattanooga
17. Memphis St.
18. Illinois St.
19. Oklahoma St.
20. Georgetown

### ESPN/USA Today

1. N.C. State
2. Houston
3. Louisville
4. Georgia
5. Virginia
6. Kentucky
7. North Carolina
8. St. John's (N.Y.)
9. Indiana
- 10. ARKANSAS**
11. Villanova
12. Memphis State
13. Boston College
14. Iowa
15. Wichita State
16. UCLA
17. Ohio State
18. UNLV
19. Missouri
20. Georgetown
21. Fresno State
22. Utah
23. Syracuse
24. Washington St.
25. Tennessee

## 1984

### AP

1. North Carolina
2. Georgetown
3. Kentucky
4. DePaul
5. Houston
6. Illinois
7. Oklahoma
- 8. ARKANSAS**
9. Texas-El Paso
10. Purdue
11. Maryland
12. Tulsa
13. UNLV
14. Duke
15. Washington

16. Memphis St.
17. Oregon St.
18. Syracuse
19. Wake Forest
20. Temple

### UPI

1. North Carolina
2. Georgetown
3. Kentucky
4. DePaul
5. Houston
6. Illinois
- 7. ARKANSAS**
8. Oklahoma
9. Texas-El Paso
10. Maryland
11. Purdue
12. Tulsa
13. UNLV
14. Duke
15. Washington
16. Memphis St.
17. Syracuse
18. Indiana
19. Auburn
20. Oregon St.

### ESPN/USA Today

1. Georgetown
2. Houston
3. Kentucky
4. North Carolina
5. Illinois
6. DePaul
7. Virginia
8. Wake Forest
9. Memphis State
10. UNLV
11. Indiana
12. Maryland
- 13. ARKANSAS**
14. Oklahoma
15. Dayton
16. Louisville
17. Purdue
18. Syracuse
19. Washington
20. Texas-El Paso
21. Tulsa
22. Duke
23. Michigan
24. SMU
25. Temple

## 1985

### ESPN/USA Today

1. Villanova
2. Georgetown
3. St. John's (N.Y.)
4. Georgia Tech
5. Memphis State
6. Oklahoma
7. North Carolina
8. Louisiana Tech
9. Michigan
10. N.C. State
11. Illinois
12. Loyola (Ill.)
13. Duke
14. Auburn
15. Boston College
16. Kansas
17. Syracuse

18. Maryland
19. Va. Commonwealth
20. UNLV
21. Ala.-Birmingham
22. Alabama
23. UCLA
24. Kentucky
- 25. ARKANSAS**

## 1989

### UPI

1. Arizona
2. Georgetown
3. Illinois
4. North Carolina
5. Oklahoma
6. Indiana
7. Duke
8. Missouri
9. Syracuse
10. Michigan
11. Seton Hall
12. Stanford
13. Louisville
14. UNLV
15. Iowa
16. Florida St.
- 17. ARKANSAS**
18. N.C. St.
19. West Virginia
20. Alabama


### ESPN/USA Today

1. Michigan
2. Seton Hall
3. Illinois
4. Duke
5. Georgetown
6. Syracuse
7. Arizona
8. North Carolina
9. UNLV
10. Indiana
11. Missouri
12. Oklahoma
13. Louisville
14. N.C. State
15. Virginia
16. Iowa
17. Minnesota
18. West Virginia
19. Ball State
- 20. ARKANSAS**
21. Stanford
22. Florida State
23. Texas-El Paso
24. South Alabama
25. UCLA

## 1990

### AP

1. Oklahoma
2. UNLV
3. Connecticut
4. Michigan St.
5. Kansas
6. Syracuse
- 7. ARKANSAS**
8. Georgetown
9. Georgia Tech
10. Purdue
11. Missouri
12. La Salle



- 13. Michigan
- 14. Arizona
- 15. Duke
- 16. Louisville
- 17. Clemson
- 18. Illinois
- 19. LSU
- 20. Minnesota
- 21. Loyola (Calif.)
- 22. Oregon St.
- 23. Alabama
- 24. New Mexico St. Xavier (Ohio)

**UPI**

- 1. Oklahoma
- 2. UNLV
- 3. Connecticut
- 4. Michigan St.
- 5. Kansas
- 6. Syracuse
- 7. Georgia Tech
- 8. **ARKANSAS**
- 9. Georgetown
- 10. Purdue
- 11. Missouri
- 12. Arizona
- 13. La Salle
- 14. Duke
- 15. Michigan
- 16. Louisville
- 17. Clemson
- 18. Illinois
- 19. Alabama
- 20. New Mexico St.

**ESPN/USA Today**

- 1. UNLV
- 2. Duke
- 3. Georgia Tech
- 4. **ARKANSAS**
- 5. Connecticut
- 6. Purdue
- 7. Michigan State
- 8. Minnesota
- 9. Loyola-Marymount (Calif.)
- 10. Syracuse
- 11. Oklahoma
- 12. Texas
- 13. Clemson
- 14. Kansas
- 15. Georgetown
- 16. Alabama
- 17. Xavier (Ohio)
- 18. Michigan
- 19. La Salle
- 20. Missouri
- 21. Arizona
- 22. Ball State
- 23. UCLA
- 24. Louisville
- 25. North Carolina

**1991**

**AP**

- 1. UNLV
- 2. **ARKANSAS**
- 3. Indiana
- 4. North Carolina
- 5. Ohio St.
- 6. Duke
- 7. Syracuse
- 8. Arizona
- 9. Kentucky
- 10. Utah
- 11. Nebraska
- 12. Kansas
- 13. Seton Hall
- 14. Oklahoma St.
- 15. New Mexico St.
- 16. UCLA
- 17. East Tennessee St.
- 18. Princeton
- 19. Alabama
- 20. St. John's (N.Y.)
- 21. Mississippi St.
- 22. LSU

- 23. Texas
- 24. DePaul Southern Miss

**UPI**

- 1. UNLV
- 2. **ARKANSAS**
- 3. Indiana
- 4. North Carolina
- 5. Ohio St.
- 6. Duke
- 7. Arizona
- 8. Syracuse
- 9. Nebraska
- 10. Utah
- 11. Seton Hall
- 12. Kansas
- 13. Oklahoma St.
- 14. UCLA
- 15. East Tennessee St.
- 16. Alabama
- 17. New Mexico St.
- 18. Mississippi St.
- 19. St. John's (N.Y.)
- 20. Princeton
- 21. LSU
- 22. Michigan St.
- 23. Georgetown
- 24. N.C. St.
- 25. Texas

**ESPN/USA Today**

- 1. Duke
- 2. UNLV
- 3. Kansas
- 4. North Carolina
- 5. **ARKANSAS**
- 6. Seton Hall
- 7. St. John's (N.Y.)
- 8. Ohio State
- 9. Indiana
- 10. Arizona
- 11. Temple
- 12. Utah
- 13. Oklahoma State
- 14. Alabama
- 15. Connecticut
- 16. Syracuse
- 17. Kentucky
- 18. E. Michigan
- 19. Nebraska
- 20. Georgetown
- 21. Pittsburgh
- 22. New Mexico St.
- 23. N.C. State
- 24. E. Tennessee St.
- 25. UCLA

**1992**

**AP**

- 1. Duke
- 2. Kansas
- 3. Ohio St.
- 4. UCLA
- 5. Indiana
- 6. Kentucky
- 7. UNLV
- 8. Southern Cal
- 9. **ARKANSAS**
- 10. Arizona
- 11. Oklahoma St.
- 12. Cincinnati
- 13. Alabama
- 14. Michigan St.
- 15. Michigan
- 16. Missouri
- 17. Massachusetts
- 18. North Carolina
- 19. Seton Hall
- 20. Florida St.
- 21. Syracuse
- 22. Georgetown
- 23. Oklahoma
- 24. DePaul
- 25. LSU

**UPI**

- 1. Duke
- 2. Kansas

- 3. UCLA
- 4. Ohio St.
- 5. Arizona
- 6. Indiana
- 7. Southern Cal
- 8. **ARKANSAS**
- 9. Kentucky
- 10. Oklahoma St.
- 11. Michigan St.
- 12. Missouri
- 13. Alabama
- 14. Cincinnati
- 15. North Carolina
- 16. Florida St.
- 17. Michigan
- 18. Seton Hall
- 19. Georgetown
- 20. Syracuse
- 21. Massachusetts
- 22. Oklahoma
- 23. DePaul
- 24. St. John's (N.Y.)
- 25. Tulane

**ESPN/USA Today**

- 1. Duke
- 2. Indiana
- 3. Michigan
- 4. Ohio State
- 5. Cincinnati
- 6. Kentucky
- 7. Kansas
- 8. UCLA
- 9. Oklahoma St.
- 10. **ARKANSAS**
- 11. Southern Cal
- 12. North Carolina
- 13. Seton Hall
- 14. Florida State
- 15. Massachusetts
- 16. Arizona
- 17. Memphis State
- 18. Missouri
- 19. Alabama
- 20. Michigan State
- 21. Georgia Tech
- 22. Texas-El Paso
- 23. Georgetown
- 24. Syracuse
- 25. LSU

**1993**

**AP**

- 1. Indiana
- 2. Kentucky
- 3. Michigan
- 4. North Carolina
- 5. Arizona
- 6. Seton Hall
- 7. Cincinnati
- 8. Vanderbilt
- 9. Kansas
- 10. Duke
- 11. Florida St.
- 12. **ARKANSAS**
- 13. Iowa
- 14. Massachusetts
- 15. Louisville
- 16. Wake Forest
- 17. New Orleans
- 18. Georgia Tech
- 19. Utah
- 20. Western Kentucky
- 21. New Mexico
- 22. Purdue
- 23. Oklahoma St.
- 24. New Mexico St.
- 25. UNLV

**UPI**

- 1. Indiana
- 2. North Carolina
- 3. Michigan
- 4. Kentucky
- 5. Arizona
- 6. Seton Hall
- 7. Cincinnati
- 8. Vanderbilt
- 9. Kansas
- 10. Duke

- 11. Florida St.
- 12. **ARKANSAS**
- 13. Iowa
- 14. Louisville
- 15. Wake Forest
- 16. Massachusetts
- 17. Utah
- 18. New Orleans
- 19. Georgia Tech
- 20. Purdue
- 21. UNLV
- 22. Oklahoma St.
- 23. Virginia
- 24. Western Kentucky
- 25. New Mexico St.

**ESPN/USA Today**

- 1. North Carolina
- 2. Michigan
- 3. Kentucky
- 4. Kansas
- 5. Indiana
- 6. Cincinnati
- 7. Florida State
- 8. Vanderbilt
- 9. Duke
- 10. **ARKANSAS**
- 11. Seton Hall
- 12. Arizona
- 13. Temple
- 14. Wake Forest
- 15. Louisville
- 16. Western Kentucky
- 17. California
- 18. Virginia
- 19. Iowa
- 20. Utah
- 21. George Washington
- 22. Massachusetts
- 23. Xavier-Ohio
- 24. UCLA
- 25. Minnesota

**1994**

**AP**

- 1. North Carolina
- 2. **ARKANSAS**
- 3. Purdue
- 4. Connecticut
- 5. Missouri
- 6. Duke
- 7. Kentucky
- 8. Massachusetts
- 9. Arizona
- 10. Louisville
- 11. Michigan
- 12. Temple
- 13. Kansas
- 14. Florida
- 15. Syracuse
- 16. California
- 17. UCLA
- 18. Indiana
- 19. Oklahoma St.
- 20. Texas
- 21. Marquette
- 22. Nebraska
- 23. Minnesota
- 24. St. Louis
- 25. Cincinnati

**UPI**

- 1. **ARKANSAS**
- 2. North Carolina
- 3. Purdue
- 4. Connecticut
- 5. Missouri
- 6. Duke
- 7. Massachusetts
- 8. Kentucky
- 9. Arizona
- 10. Louisville
- 11. Michigan
- 12. Temple
- 13. Kansas
- 14. Syracuse
- 15. Florida
- 16. California

- 17. UCLA
- 18. Indiana
- 19. Oklahoma St.
- 20. Marquette
- 21. Texas
- 22. St. Louis
- 23. Minnesota
- 24. Nebraska
- 25. Ala.-Birmingham

**ESPN/USA Today**

- 1. **ARKANSAS**
- 2. Duke
- 3. Arizona
- 4. Florida
- 5. Purdue
- 6. Missouri
- 7. Connecticut
- 8. Michigan
- 9. North Carolina
- 10. Louisville
- 11. Boston College
- 12. Kansas
- 13. Kentucky
- 14. Syracuse
- 15. Massachusetts
- 16. Indiana
- 17. Marquette
- 18. Temple
- 19. Tulsa
- 20. Maryland
- 21. Oklahoma State
- 22. UCLA
- 23. Minnesota
- 24. Texas
- 25. Pennsylvania

**1995**

**AP**

- 1. UCLA
- 2. Kentucky
- 3. Wake Forest
- 4. North Carolina
- 5. Kansas
- 6. **ARKANSAS**
- 7. Massachusetts
- 8. Connecticut
- 9. Villanova
- 10. Maryland
- 11. Michigan St.
- 12. Purdue
- 13. Virginia
- 14. Oklahoma St.
- 15. Arizona
- 16. Arizona St.
- 17. Oklahoma
- 18. Mississippi St.
- 19. Utah
- 20. Alabama
- 21. Western Kentucky
- 22. Georgetown
- 23. Missouri
- 24. Iowa St.
- 25. Syracuse

**UPI**

- 1. UCLA
- 2. Kentucky
- 3. Wake Forest
- 4. Kansas
- 5. North Carolina
- 6. **ARKANSAS**
- 7. Massachusetts
- 8. Connecticut
- 9. Villanova
- 10. South Carolina
- 11. Maryland
- 12. Purdue
- 13. Arizona
- 14. Virginia
- 15. Arizona St.
- 16. Oklahoma St.
- 17. Mississippi St.
- 18. Utah
- 19. Oklahoma
- 20. Alabama
- 21. Syracuse
- 22. Missouri
- 22t. Iowa St.

- 24. Oregon
- 25. Stanford
- \* **UPI poll discontinued following 1996 season**

**ESPN/USA Today**

- 1. UCLA
- 2. **ARKANSAS**
- 3. North Carolina
- 4. Oklahoma State
- 5. Kentucky
- 6. Connecticut
- 7. Massachusetts
- 8. Virginia
- 9. Wake Forest
- 10. Kansas
- 11. Maryland
- 12. Mississippi St.
- 13. Arizona State
- 14. Memphis
- 15. Tulsa
- 16. Georgetown
- 17. Syracuse
- 18. Missouri
- 19. Purdue
- 20. Michigan State
- 21. Alabama
- 22. Utah
- 23. Villanova
- 24. Texas
- 25. Arizona

**1996**

**ESPN/USA Today**

- 1. Kentucky
- 2. Massachusetts
- 3. Syracuse
- 4. Mississippi St.
- 5. Kansas
- 6. Cincinnati
- 7. Georgetown
- 8. Connecticut
- 9. Wake Forest
- 10. Texas Tech
- 11. Arizona
- 12. Utah
- 13. Georgia Tech
- 14. Louisville
- 15. Purdue
- 16. Georgia
- 17. Villanova
- 18. **ARKANSAS**
- 19. UCLA
- 20. Iowa State
- 21. Virginia Tech
- 22. Iowa
- 23. Marquette
- 24. North Carolina
- 25. New Mexico

**1998**

**AP**

- 1. North Carolina
- 2. Kansas
- 3. Duke
- 4. Arizona
- 5. Kentucky
- 6. Connecticut
- 7. Utah
- 8. Princeton
- 9. Cincinnati
- 10. Stanford
- 11. Purdue
- 12. Michigan
- 13. Ole Miss
- 14. South Carolina
- 15. TCU
- 16. Michigan St.
- 17. **ARKANSAS**
- 18. New Mexico
- 19. UCLA
- 20. Maryland
- 21. Syracuse
- 22. Illinois
- 23. Xavier
- 24. Temple
- 25. Murray St.

**ESPN/USA Today**

- 1. Kentucky
- 2. Utah
- 3. North Carolina
- 4. Stanford
- 5. Duke
- 6. Arizona
- 7. Connecticut
- 8. Kansas
- 9. Purdue
- 10. Michigan St.
- 11. Rhode Island
- 12. UCLA
- 13. Syracuse
- 14. Cincinnati
- 15. Maryland
- 16. Princeton
- 17. Michigan
- 18. West Virginia
- 19. South Carolina
- 20. Ole Miss
- 21. New Mexico
- 22. **ARKANSAS**
- 23. Valparaiso
- 24. Washington
- 25. TCU

**1999**

**AP**

- 1. Duke
- 2. Michigan St.
- 3. Connecticut
- 4. Auburn
- 5. Maryland
- 6. Utah
- 7. Stanford
- 8. Kentucky
- 9. St. John's (N.Y.)
- 10. Miami (Fla.)
- 11. Cincinnati
- 12. Arizona
- 13. North Carolina
- 14. Ohio St.
- 15. UCLA
- 16. College of Charleston
- 17. **ARKANSAS**
- 18. Wisconsin
- 19. Indiana
- 20. Tennessee
- 21. Iowa
- 22. Kansas
- 23. Florida
- 24. UNC-Charlotte
- 25. New Mexico

**ESPN/USA Today**

- 1. Connecticut
- 2. Duke
- 3. Michigan St.
- 4. Ohio St.
- 5t. Kentucky
- 5t. St. John's (N.Y.)
- 7. Auburn
- 8. Maryland
- 9. Stanford
- 10. Utah
- 11. Cincinnati
- 12t. Miami (Fla.)
- 12t. Gonzaga
- 14. Temple
- 15. Iowa
- 16. Arizona
- 17. Florida
- 18. North Carolina
- 19. Oklahoma
- 20. Miami (Ohio)
- 21. UCLA
- 22. Purdue
- 23. Kansas
- 24. Southwest Missouri St.
- 25. **ARKANSAS**





# RAZORBACKS IN THE NBA

## ARKANSAS' FIRST ROUND NBA DRAFT CHOICES

Name	Pos.	Year	Team	Overall Pick
Joe Johnson	G/F	2001	Boston Celtics	10th
Corliss Williamson	F	1995	Sacramento Kings	13th
Lee Mayberry	G	1992	Milwaukee Bucks	23rd
Oliver Miller	C	1992	Phoenix Suns	22nd
Todd Day	G	1992	Milwaukee Bucks	8th
Joe Kleine	C	1985	Sacramento Kings	6th
Alvin Robertson	F	1984	San Antonio Spurs	7th
Darrell Walker	G	1983	New York Knicks	12th
Sidney Moncrief	G/F	1979	Milwaukee Bucks	5th
Ron Brewer	G	1978	Portland Trail Blazers	7th


## RAZORBACKS IN THE NBA DRAFT

Year	Name	Team	Round/ Pick	Overall Pick
1948	George Kok	Indianapolis Olympians*	na	na
1948	Melvin McGaha	New York Knicks	na	na
1948	Alvin Williams	Washington Capitals*	na	na
1949	Kenneth Kearns	New York Knicks	na	na
1950	James Cathcart	Washington Capitals*	na	na
1951	Bob Ambier	Tri-Cities Blackhawks	na	na
1953	Walter Kearns	Minneapolis Lakers	na	na
1953	Eugene Lambert Jr.	Rochester Royals	na	na
1958	Fred Grim	Syracuse Nationals	5/6	37
1962	Jerry Carlton	St. Louis Hawks	13/2	94
1973	Terry Martin	Chicago Bulls	3/4	39
1974	Dean Tolson	Seattle SuperSonics	5/8	80
1974	Dennis White	Kansas City-Omaha Kings	10/6	167
1978	Ron Brewer	Portland Trail Blazers	1/7	7
1978	Marvin Delph	Buffalo Braves	3/21	65
1979	Sidney Moncrief	Milwaukee Bucks	1/5	5
1979	Steve Schall	San Antonio Spurs	5/18	106
1980	Alan Zahn	San Antonio Spurs	7/15	110
1981	U.S. Reed	Kansas City Kings	5/12	104
1982	Scott Hastings	New York Knicks	2/6	29
1982	Tony Brown	New Jersey Nets	4/13	82
1982	Keith Peterson	Dallas Mavericks	8/4	165
1983	Darrell Walker	New York Knicks	1/12	12
1984	Alvin Robertson	San Antonio Spurs	1/7	7
1984	Leroy Sutton	Dallas Mavericks	8/14	165
1985	Joe Kleine	Sacramento Kings	1/6	6
1985	Charles Balentine	Sacramento Kings	6/4	120
1988	Andrew Lang	Phoenix Suns	2/3	28
1992	Todd Day	Milwaukee Bucks	1/8	8
1992	Oliver Miller	Phoenix Suns	1/22	22
1992	Lee Mayberry	Milwaukee Bucks	1/23	23
1992	Isaiah (Butch) Morris	Miami Heat	2/10	37
1995	Corliss Williamson	Sacramento Kings	1/13	13
1996	Darnell Robinson	Dallas Mavericks	2/29	58
2001	Joe Johnson	Boston Celtics	1/10	10

## ACTIVE HOGS IN THE PROS

Name	Pos.	Last Year at UA	Team
Sunday Adebayo	G/F	1998	Perth (Australia)
Pat Bradley	G	1999	Arkansas (ABA)
Nick Davis	F	1998	Quebradillas (Puerto Rico)
Brandon Dean	G	2002	Atlanta (NBA)/Harlem Globetrotters
Derek Hood	F	1999	Mobile (NBDL)
Alex Dillard	G	1995	Kentucky (WBA)
Dionisio Gomez	F	2003	Tecos de la UAG (Mexico)

Name	Pos.	Last Year at UA	Team
Derek Hood	F	1999	Villeurbanne (France)
Joe Johnson	G/F	2001	Phoenix Suns (NBA)
Clint McDaniel	G	1995	Soproni Aszok (Hungary)
Oliver Miller	C	1992	Minnesota (NBA)
Jannero Pargo	G	2002	Chicago Bulls (NBA)
Billy Pharis	F	2004	Svenborg (Denmark)
Kareem Reid	G	1999	Arkansas (ABA)
Davor Rimac	F	1995	Geneve (Switzerland)
Dwight Stewart	F/C	1995	Circulo Badajoz (Spain)
Scotty Thurman	G/F	1995	Sporting Al Riyadi Beirut (Lebanon)
Corliss Williamson	F	1995	Philadelphia 76ers (NBA)
Lee Wilson	C	1997	Detal Met Notec (Poland)



After playing for the Los Angeles Lakers, Jannero Pargo went to his hometown Chicago Bulls last season and averaged 13.5 points per game.

Joe Johnson, an NBA All-Rookie selection in 2001, averaged 16.7 points, 4.7 rebounds and 4.4 assists a game last year for the Suns.



Oliver Miller signed with Minnesota last December and helped the Timberwolves reach the Western Conference finals.



# ARKANSAS'

## ALL-AMERICANS



**John Adams**  
1941 – Helms Foundation 1st/  
Converse Yearbook 2nd



**Ron Brewer**  
1978 – Converse &  
USBWA 1st/AP 2nd



**Todd Day**  
1992 – NABC & TSN 2nd/AP &  
UPI 3rd  
1991 – AP 2nd/NABC 3rd



**Marvin Delph**  
1978 – Converse Yearbook 2nd



**George Kok**  
1946 – *The Sporting News* 2nd  
1948 – AP 3rd



**Gene Lambert**  
1929 – Helms Foundation 1st



**Lee Mayberry**  
1992 – AP/NABC 3rd



**Sidney Moncrief**  
1979 – AP, Converse, NABC &  
USBWA 1st/TSN & UPI 2nd  
1978 – UPI 2nd/AP & NABC 3rd



**Tom Pickell**  
1929 – *College Humor Magazine*



**Ike Poole**  
1936 – Helms Foundation  
1st/Converse 2nd



**Jack Robbins**  
1938 – NEA 3rd



**Alvin Robertson**  
1984 – UPI 2nd/AP 3rd



**Glen Rose**  
1928 – Helms Foundation 1st  
(1978 NABC Golden Anniversary  
Award)



**Wear Schoonover**  
1930 – *College Humor Magazine*  
2nd



**James "Doc" Sexton**  
1931 – *College Humor Magazine*  
3rd



**Darrell Walker**  
1983 – AP, Converse & UPI  
2nd



**Corliss Williamson**  
1995 – TSN 1st/AP, NABC, UPI,  
USBWA 2nd  
1994 – AP, NABC, UPI, USBWA 2nd

### FRESHMAN ALL-AMERICANS



**Ronnie Brewer**  
2004 – Rivals.com 2nd  
*College Basketball News* 3rd



**Scotty Thurman**  
1993 – *The Sporting News* 1st



**Joe Johnson**  
2000 – *Basketball Times* 2nd



**Corliss Williamson**  
1993 – *The Sporting News* 1st

### HONORABLE MENTION SELECTIONS

<b>Tommy Boyer</b>	1963, UPI/CONVERSE
<b>Marvin Delph</b>	1977, AP/TSN
<b>Fred Grim</b>	1958, AP
<b>Sidney Moncrief</b>	1977, AP/TSN
<b>Scotty Thurman</b>	1994, AP; 1995, AP

#### LEGEND

AP – Associated Press  
Converse – *Converse Yearbook*  
NABC – National Association of  
Basketball Coaches

TSN – *The Sporting News*  
UPI – United Press International  
USBWA – United States Basketball  
Writers Association

Note: AP (1948-) and UPI (1949-96) selected only a first team until 1951; *College Humor Magazine* selected teams from 1929-33 and in 1936; *Converse Yearbook* selected teams from 1932-83, the Helms Foundation (1920-68) selected only a first team; the NABC selected only a first team until 1948; NEA (Newspaper Enterprise Association) selected teams from 1917-73, *The Sporting News* selected teams from 1943-46 and since 1997, and the USBWA (United States Basketball Writers Association) selected a 10-player first team from 1957-83, five-player first and second teams from 1984-97 and added a third team in 1998.



**ARKANSAS' ALL-SOUTHEASTERN CONFERENCE SELECTIONS**

- 2004 Jonathon Modica, Coaches' 2nd
- 2002 Jannero Pargo, AP & Coaches' 3rd
- 2001 Joe Johnson, Coaches' 2nd, AP 3rd  
Jannero Pargo, AP & Coaches' 3rd
- 2000 Joe Johnson, AP 2nd, Coaches' 3rd
- 1999 Derek Hood, AP & Coaches' 2nd
- 1998 Nick Davis, AP 1st, Coaches' 2nd  
Pat Bradley, AP & Coaches' 2nd
- 1997 Pat Bradley, AP & Coaches' 3rd  
Derek Hood, AP & Coaches' 3rd
- 1995 Scotty Thurman, AP & Coaches' 1st  
Corliss Williamson, AP & Coaches' 1st  
Corey Beck, AP 3rd  
Clint McDaniel, AP 3rd
- 1994 Scotty Thurman, AP & Coaches' 1st  
Corliss Williamson, AP & Coaches' 1st
- 1993 Scotty Thurman, AP 2nd, Coaches' 1st  
Darrell Hawkins, AP 3rd, Coaches' 2nd  
Corliss Williamson, Coaches' 2nd
- 1992 Todd Day, AP, Coaches' 1st  
Lee Mayberry, AP, Coaches' 1st  
Oliver Miller, AP 3rd

*Coaches began selecting more than one team following the 1992 season*

**SEC ALL-FRESHMAN SELECTIONS**

- 2004 Ronnie Brewer  
Olu Famutimi
- 2003 Jonathon Modica



Joe Johnson, a freshman All-American in 2000, earned All-SEC honors in 2000 and 2001.



An SEC All-Freshman selection in 2003, Jonathon Modica earned second-team all-conference honors last year as a sophomore.

- 2000 Joe Johnson
- 1997 Glendon Alexander
- 1996 Kareem Reid
- 1994 Darnell Robinson
- 1993 Scotty Thurman  
Corliss Williamson

**SEC PLAYERS OF THE WEEK**

- 2002 Jannero Pargo, Dec. 17 & Jan. 21
- 2001 Jannero Pargo, Jan. 21
- 1998 Kareem Reid, Dec. 15
- 1995 Corliss Williamson, Feb. 13  
Scotty Thurman, Feb. 20
- 1994 Scotty Thurman, Feb. 7 & Feb. 21  
Corliss Williamson, Feb. 28
- 1992 Todd Day, Jan. 13 & March 2

**SEC ALL-DEFENSIVE TEAM (Selected in 1991 and 1992)**

- 1992 Lee Mayberry

**ARKANSAS' NATIONAL ASSOCIATION OF BASKETBALL COACHES (NABC) ALL-DISTRICT VIII SELECTIONS**

- 2002 Jannero Pargo, 1st
- 2001 Joe Johnson, 1st
- 1999 Derek Hood, 2nd  
Kareem Reid, 2nd
- 1998 Kareem Reid, 2nd
- 1997 Kareem Reid, 2nd
- 1995 Corliss Williamson, 1st

- 1994 Scotty Thurman, 2nd  
Scotty Thurman, 1st  
Corliss Williamson, 1st
- 1993 Scotty Thurman, 2nd
- 1992 Todd Day, 1st  
Lee Mayberry, 2nd  
Oliver Miller, 2nd
- 1991 Todd Day, 1st  
Lee Mayberry, 1st  
Oliver Miller, 1st
- 1990 Todd Day, 1st  
Lenzie Howell, 1st  
Lee Mayberry, 1st  
Oliver Miller, 1st
- 1988 Andrew Lang, 1st
- 1985 Charles Ballentine, 1st  
Joe Kleine, 1st
- 1984 Alvin Robertson, 1st  
Joe Kleine, 2nd
- 1983 Darrell Walker, 1st
- 1982 Scott Hastings, 1st
- 1981 Scott Hastings, 1st  
U.S. Reed, 1st
- 1980 U.S. Reed, 1st  
Scott Hastings, 2nd
- 1979 Sidney Moncrief, 1st
- 1978 Ron Brewer, 1st  
Marvin Delph, 1st  
Sidney Moncrief, 1st
- 1977 Ron Brewer, 1st  
Marvin Delph, 1st  
Sidney Moncrief, 1st
- 1976 Marvin Delph, 3rd  
Daryll Saultsberry, 3rd



Dean Tolson, who owns the school record with a rebounding average of 11.0 per game from 1972-74, earned NABC All-District VIII honors and first-team Southwest Conference honors in 1974 when he averaged 22.5 points and 13.2 rebounds per game.



Marvin Delph, who had 21 points in the 1978 Final Four victory over Notre Dame, earned All-Southwest Conference and NABC All-District VIII honors that season.

- 1975 Kent Allison, 1st  
Rickey Medlock, 3rd
- 1974 Dean Tolson, 2nd
- 1973 Martin Terry, 1st  
Dean Tolson, 3rd
- 1972 Martin Terry, 3rd
- 1968 James Eldridge, 3rd
- 1967 Tommy Rowland, 2nd
- 1966 Ricky Sugg, 2nd
- 1965 Ricky Sugg, 3rd
- 1964 Jim Magness, 2nd
- 1963 Tommy Boyer, 2nd
- 1962 Jerry Carlton, 1st  
Tommy Boyer, 2nd
- 1960 Clyde Rhoden, 1st
- 1958 Fred Grim, 1st
- 1957 Terry Day
- 1956 Jerald Barnett
- 1955 Buddy Smith
- 1954 Jerald Barnett
- 1953 Gene Lambert
- 1950 Robert Ambler  
James Cathcart

**ARKANSAS' UNITED STATES BASKETBALL WRITERS ASSOCIATION ALL-DISTRICT VII SELECTIONS**

- 2004 Jonathon Modica

**ALL-TOURNAMENT TEAMS**

- FINAL FOUR** 1995 Clint McDaniel  
Corliss Williamson
- 1994 Corey Beck  
Scotty Thurman  
Corliss Williamson – MVP
- 1978 Ron Brewer

*Final Four All-Tournament teams first selected in 1952*

**NCAA TOURNAMENT ALL-REGIONAL MIDWEST**

- 1995 Scotty Thurman  
Corliss Williamson - MVP
- 1994 Clint McDaniel  
Scotty Thurman  
Corliss Williamson
- 1990 Lenzie Howell - MVP  
Lee Mayberry  
Oliver Miller
- 1991 Todd Day  
Oliver Miller
- 1979 Sidney Moncrief  
Steve Schall

**MIDEAST**


- 1983 Darrell Walker

**WEST**

- 1978 Ron Brewer - MVP  
Marvin Delph  
Sidney Moncrief



Olu Famutimi was named to the SEC's All-Freshman team last while also earning honorable mention freshman All-America honors from Rivals.com



Scott Hastings, who helped Arkansas reach the Elite Eight in 1979 and the Sweet 16 in 1981, was a first-team All-Southwest Conference pick in 1980, '81 and '82.

**SOUTHEASTERN CONFERENCE**

- 2001 Joe Johnson
- 2000 Brandon Dean - MVP  
Joe Johnson
- 1999 Derek Hood  
Kareem Reid
- 1995 Scotty Thurman  
Corliss Williamson
- 1994 Corliss Williamson
- 1992 Todd Day

**NATIONAL ASSOCIATION OF BASKETBALL COACHES (NABC) ALL-STAR GAME PARTICIPANTS**

- 1993 Darrell Hawkins
- 1992 Lee Mayberry
- 1991 Ron Huery
- 1988 Andrew Lang
- 1984 Alvin Robertson
- 1983 Darrell Walker
- 1982 Scott Hastings
- 1979 Sidney Moncrief

**COACH OF THE YEAR NATIONAL**

- 1994 Nolan Richardson – NABC, Naismith, Chevrolet/CBS, Atlanta Tipoff Club, Kodak
- 1978 Eddie Sutton – AP, UPI, USBWA





**NATIONAL ASSOCIATION OF BASKETBALL COACHES DISTRICT 9**


- 1994 Nolan Richardson
- 1991 Nolan Richardson
- 1990 Nolan Richardson
- 1978 Eddie Sutton
- 1977 Eddie Sutton

**SOUTHEASTERN CONFERENCE**

- 1998 Nolan Richardson – Coaches' & Birmingham Tipoff Club (Rupp Cup)

**ARKANSAS' ALL-SOUTHWEST CONFERENCE SELECTIONS (First team only)**

- 1991 Todd Day  
Lee Mayberry  
Oliver Miller
- 1990 Todd Day  
Lee Mayberry
- 1989 Keith Wilson
- 1988 Ron Huery
- 1985 Joe Kleine
- 1984 Joe Kleine  
Alvin Robertson
- 1983 Darrell Walker
- 1982 Scott Hastings
- 1981 Scott Hastings
- 1980 Scott Hastings
- 1979 Sidney Moncrief
- 1978 Ron Brewer  
Marvin Delph  
Sidney Moncrief



Terry Day averaged 9.0 rebounds a game in 1957 and earned NABC all-district honors.

- 1977 Ron Brewer  
Marvin Delph  
Sidney Moncrief
- 1975 Kent Allison  
Robert Birden
- 1974 Dean Tolson
- 1973 Martin Terry
- 1972 Martin Terry
- 1963 Tommy Boyer
- 1962 Jerry Carlton  
Tommy Boyer
- 1961 Clyde Rhoden  
Pat Foster
- 1960 Clyde Rhoden
- 1958 Fred Grim
- 1956 Jerald Barnett  
Manuel Whitley
- 1951 D.L. Miller
- 1950 Jim Cathcart
- 1949 Kenneth Kearns
- 1948 George Kok
- 1947 Alvin Williams
- 1946 George Kok
- 1945 George Kok
- 1944 Deno Nichols  
Billy Flynt
- 1943 Gordon Carpenter  
Clayton Wynne
- 1942 R.C. Pitts
- 1941 Johnny Adams  
John Freiberger  
Howard Hickey
- 1940 Howard Hickey
- 1939 Johnny Adams
- 1938 Don Lockard  
Jack Robbins

- 1937 Don Lockard  
Jack Robbins
- 1936 Elwin Gilliland  
Jim Lee Howell  
Ike Poole
- 1935 Taft Moody  
Ike Poole
- 1934 Taft Moody
- 1933 Tom Murphy
- 1932 Tom Murphy  
James "Doc" Sexton
- 1931 Milan Creighton
- 1930 Wear Schoonover  
Milan Creighton  
Roy Prewitt
- 1929 Tom Pickell  
Gene Lambert Sr.  
Wear Schoonover
- 1928 Glen Rose  
Tom Pickell  
Gene Lambert Sr.  
Wear Schoonover
- 1927 Glen Rose  
Harold Steele  
Tom Pickell
- 1926 Rolla Adams  
Elbert Pickell  
Glen Rose  
Curtis Parker
- 1925 Rolla Adams



Alvin Robertson, who is fifth on UA's career charts in assists and sixth in steals, earned NABC and Southwest Conference postseason honors in 1984.



Andrew Lang, who is sixth on Arkansas' rebounding chart with 693 boards, earned first-team NABC all-district honors in 1988.



ALL-TIME LETTERMEN

A

Adams, Elmo	1950	Beebe, Ark.
Adams, Rolla	1924, 25, 26	
Adams, Robert	1948, 1950	Mulberry, Ark.
Adams, Marvin	1952, 53, 54	Caddo, Okla.
Adams, O'Neal	1940, 41, 42	
Adams, Johnny	1939, 40, 41	Beebe, Ark.
Adebayo, Sunday	1998	Benin City, Nigeria
Alexander, Glendon	1997	Carrollton, Texas
Allison, Kent	1975	South Bend, Ind.
Ambler, Robert	1949, 50, 51	Texarkana, Ark.
Anderson, Bobby	1961, 62	Pine Bluff, Ark.
Ayers, James	1926	

B

Bailey, Alvin	1979	West Helena, Ark.
Baker, Carl	2000, 01, 02, 03	Palestine, Ark.
Baker, Shawn	1987, 88	Tulsa, Okla.
Balentine, Charles	1982, 83, 84, 85	Newport, Ark.
Bane, Jim	1963, 64	Branson, Mo.
Barnes, Alton	1970	Pine Bluff, Ark.
Barnett, Jerald	1954, 55, 56	Harrison, Ark.
Bass, Jody	1972, 73	Denton, Texas
Bates, Steve	1978	Fort Wayne, Ind.
Beall, Elstner	1933	
Beck, Corey	1993, 94, 95	Memphis, Tenn.
Bedford, Darryl	1983, 84	Smyrna, Ga.
Bennett, Chris	1976, 78	Little Rock, Ark.
Benton, James	1937, 38	
Biggers, Ray	1992, 93, 94	Houston, Texas
Biley, Ken	1991, 92, 93, 94	Pine Bluff, Ark.
Birden, Robert	1974, 75, 76	Pine Bluff, Ark.
Blackburn, Clifford	1924	
Blackmon, Jamar	2003, 04	Little Rock, Ark.
Blasingame, John	1960, 61	Monette, Ark.
Borgsmiller, John	1950	
Boss, Ora Lee	1958, 59	Green Forest, Ark.
Bowers, Arlyn	1989, 90, 91	Memphis, Tenn.
Box, Larry	1972	Leachville, Ark.
Boyer, Tommy	1961, 62, 63	Fort Smith, Ark.
Bradley, A.B.	1942, 43	
Bradley, Pat	1996, 97, 98, 99	Everett, Mass.
Brady, Harold	1937, 38	
Brannon, Robert	1983	Columbia, S.C.



Ronnie Brewer

Brasfield, Travis	1932, 33, 34	
Brewer, Ron	1976, 77, 78	Fort Smith, Ark.
Brewer, Ronnie	2004	Fayetteville, Ark.
Briggs, E.J.	1940	
Britt, Maurice	1939	
Brodie, Frank	1936, 37	
Brown, Tony	1979, 80, 81, 82	Chicago, Ill.
Brown, Mike	1972	White Hall, Ark.

Bryant, Gerald	1951	Many, La.
Buckner, Ray	1975, 76, 77	Pine Bluff, Ark.
Burk, Houston	1925, 26, 27	
Butler, Walter 'Pete'	1955, 56	Jefferson City, Mo.
Byles, Tony	1946, 47	Robeline, La.

C

Campbell, Doug	1972, 73	Lyons, Kan.
Campbell, Johnny	1947, 48	
Carlton, Jerry	1960, 61, 62	Sheridan, Ark.
Carpenter, Jay	1957, 58, 59	Jefferson City, Mo.
Carpenter, Gordon	1941, 42, 43	
Carpenter, Mike	1986	Knoxville, Tenn.
Carter, Alan	1943	
Cathcart, James	1948, 49, 50	
Chambers, Lendon	1939	
Clark, Carter	2001	Springfield, Mo.
Cleveland, T.J.	1999, 2000, 01, 02	Birmingham, Ala.
Clifton, Gus	1932	
Coffman, M.B. 'Skippy'	1962, 63	Little Rock, Ark.
Coleman, Paul	1948, 49	
Cone, Benton	1967, 68, 69	Wilmot, Ark.
Cook, Orval	1964, 65, 66	Cleveland, Okla.



Preston Cranford

Copeland, Jody	1945	
Corzine, Corky	1976	Florissant, Mo.
Counce, Jim	1975, 76, 77, 78	Memphis, Tenn.
Craft, Reggie	1979	
Crane, Jay	1984, 85, 86	Ft. Worth, Texas
Cranford, Preston	2004	Heber Springs, Ark.
Crawford, Roger	1993, 94	Birmingham, Ala.
Credit, Mario	1987, 88, 89, 90	Kansas City, Kan.
Creighton, Milan	1929, 30, 31	Gothenberg, Neb.
Crockett, James	1978, 79	West Helena, Ark.
Cutts, Willie	1983	Fort Worth, Texas


D

Davis, Brandon	1998, 99, 2000, 01	Camden, Ark.
Davis, Kendrick	2003, 04	Houston, Texas
Davis, Nick	1996, 97, 98	Columbia, S.C.
Davis, Shawn	1989, 90, 91, 92	Maud, Texas
Day, Todd	1989, 90, 91, 92	Memphis, Tenn.
Day, Terry	1955, 56, 57	Magnolia, Ark.
Dean, Brandon	1999, 2000, 01, 02	Monroe, La.
DeBose, Keenan	1983, 84	Killeen, Texas
Delph, Marvin	1975, 76, 77, 78	Conway, Ark.
Dickson, Joe	1955, 56, 57	Little Rock, Ark.
Dillard, Alex	1994, 95	Bessemer, Ala.
Donaldson, John	1938	
Dunn, Wayne	1956, 57, 58	Hampton, Ark.
Dykes, Jimmy	1982, 83, 84	Fayetteville, Ark.

E

Eddins, Blake	2000, 01, 02, 03	Montgomery, Ala.
Eidson, Harold	1929	Centerville, Ark.
Eldridge, James	1968, 69, 70	Green Forest, Ark.


Elkins, Orval	1952, 53, 54	Minden, La.
Engskov, John	1994, 95, 96	Berryville, Ark.



Olu Famutimi

F

Famutimi, Olu	2004	Flint, Mich.
Ferguson, Eric	2003, 04	Long Island, N.Y.
Fletcher, Clyde	1991, 92	Memphis, Tenn.
Flynt, Bill	1944, 45, 46	Lonoke, Ark.
Foster, Pat	1959, 60, 61	Emerson, Ark.
Freeman, Wally	1966, 67	Sheridan, Ark.
Freeman, Allie	1985, 86, 87, 88	Little Rock, Ark.
Frieberger, John	1939, 40, 41	
Friess, Brad	1979, 80, 81, 82	Austin, Texas
Fulton, John	1935	Malvern, Ark.



Eric Ferguson

G

Gammill, Gerald	1939, 40	
Garner, Ronnie	1959, 60, 61	Hot Springs, Ark.
Gehring, Ken	1977	Akron, Ohio
Gibson, Ray	1931, 32, 33	Prairie Grove, Ark.
Gilbert, Jason	1999	Mountain View, Ark.
Gilliland, Elwin	1935, 36, 37	Beebe, Ark.
Gipson, Teddy	1999, 2000, 01, 02	Farmerville, La.
Gomez, Dionisio	2000, 01, 02, 03	Fayetteville, Ark.
Green, Steve	1997	Monticello, Ark.
Grim, Fred	1956, 57, 58	Green Forest, Ark.
Grindle, LaVerne	1959, 60	Overton, Texas
Grisham, Larry	1957, 58	Jonesboro, Ark.
Grisham, Larry	1969	White Hall, Ark.
Guess, Charles	1965, 66	

H

Hagood, Leslie	1938	
Haizlip, Ralph	1927, 28	Hot Springs, Ark.
Hale, Arthur	1927, 28, 29	Fayetteville, Ark.



Vincent Hunter

Hale, Harrison, Jr.	1930	Fayetteville, Ark.
Hall, Antwon	1996	Chicago, Ill.
Hamilton, Ray	1936, 37, 38	Lonoke, Ark.
Hankins, Justin	1999	Elkins, Ark.
Hankins, Zane	1958, 59	Newport, Ark.
Hastings, Scott	1979, 80, 81, 82	Independence, Kan.
Hawkins, Darrell	1989, 90, 92, 93	Prairie View, Texas
Hays, Dennie	1936	
Heider, Joel	1971, 72	Kansas City, Kan.
Henderson, Jethro	1930	Hot Springs, Ark.
Hess, Jack	1950, 51	Verden, Okla.
Hester, Bill (Toar)	1951	Hall Summit, La.
Hickey, Howard	1939, 40, 41	
Hilliard, Keith	1980	Memphis, Tenn.
Hogue, Larry	1962, 63, 64	North Little Rock, Ark.
Holt, Ken	1929, 30, 31	
Honea, Robert	1942	
Honea, Elmer	1935	Fayetteville, Ark.
Hood, Derek	1996, 97, 98, 99	Kansas City, Mo.
Horrell, Scott	1980	Marmaduke, Ark.
Horsell, J.L.	1934, 35, 36	
Horst, Howard	1928	
Horton, Clifford	1947, 48	
Howell, Jim Lee	1934, 35, 36	Lonoke, Ark.
Howell, Lenzie	1989, 90	Dallas, Texas
Hudspeth, Gerald	1949, 50	
Huery, Ron	1987, 88, 90, 91	Memphis, Tenn.
Hunter, Vincent	2004	Little Rock, Ark.
Hurd, Anthony	1987	Kansas City, Mo.
Hutchison, Kenny	1985, 86, 87	New York, N.Y.

I

Irvin, Byron	1985, 86	Chicago, Ill
--------------	----------	--------------



Matt Jones





J		
Jay, Jim	1963, 64	Lincoln, Ark.
Jefferies, Chris	1999	Fresno, Calif.
Jelks, J.L.	1931, 32, 33	Jonesboro, Ark.
Jennings, Jason	1998, 99	Bald Knob, Ark.
Johnson, Joe	2000, 01	Little Rock, Ark.
Joliff, Charles	1944, 45, 46	Manila, Ark.
Jones, Matt	2002, 04	Fort Smith, Ark.
Jones, Michael	2002, 03, 04	Little Rock, Ark.
Jones, Ben	1943, 44	
Jones, Loyd	1960	Lincoln, Ark.
Jordan, Berry	2002	Jacksonville, Fla.



**Michael Jones**

K		
Kays, Paul	1928	Fayetteville, Ark.
Kearns, Walter	1951, 52, 53	Denton, Texas
Kearns, Kenneth	1945, 46, 48	
Keeling, Lance	1997, 99	St. Joe, Ark.
Keeter, Danny	1969, 70	Mountain Home, Ark.
Kelly, Carey	1980, 81, 82, 83	Canton, Miss.
Kendall, Bruce	1931, 32, 33	Berryville, Ark.
Kimbrell, Jacky	1967, 68, 69	Turrell, Ark.
King, Cyrus	1924, 25	
Kissee, Jim	1964, 65	Marshfield, Mo.
Kitchen, Robert	1983, 84	Muskegon Heights, Mich.
Kleine, Joe	1983, 84, 85	Slater, Mo.
Kok, George	1945, 46, 47, 48	Grand Rapids, Mich.
Kretschmar, Joe	1956	Jefferson City, Mo.

L		
Lambert, Eugene, Jr.	1951, 52, 53	Fayetteville, Ark.
Lambert, Eugene, Sr.	1928, 29	Augusta, Ark.
Lane, Alonzo	2000, 01, 02, 03	Canton, Miss.
Lang, Andrew	1985, 86, 87, 88	Pine Bluff, Ark.
Lee, Almer	1970, 71	Fort Smith, Ark.
Lewis, Tryon	1952	Fayetteville, Ark.
Linn, Warren	1990, 92, 93	Tulsa, Okla.
Lively, Charles	1943	
Lockard, Don	1936, 37, 38	
Logue, Donald	1950	
Lucas, Mike	1985	Dallas, Texas
Lucke, Joel	1951, 52, 53	Pine Bluff, Ark.
Lunday, Kenneth	1935, 36	

M		
Magness, Jim	1963, 64	Hot Springs, Ark.
Mann, Marvin	1961	Hickory, Va.
Marks, Larry	1988, 89, 90	Columbia, Tenn.
Martin, Neal	1938, 39	
Martin, Robert	1936, 37	
Martin, Elmer	1992, 93, 94, 95	Memphis, Tenn.
Mayberry, Lee	1989, 90, 91, 92	Tulsa, Okla.
McAlister, Leslie (Mack)	1968, 70	Jonesboro, Ark.

McClary, Cam	1977	Marshfield, Wis.
McConnell, J.D.	1964, 65, 66	Fayetteville, Mo.
McDaniel, Clint	1992, 93, 94, 95	Tulsa, Okla.
McDonald, Leo	1954, 55	Many, La.



**Jonathon Modica**

McGaha, Melvin	1944, 45, 46, 47	Oak Grove, La.
McGuire, J.C.	1924	
McKellar, Philip	1987	North Little Rock, Ark.
McKenzie, Robert	1968, 69, 70	White Hall, Ark.
Medlock, Rickey	1973, 74, 75	Cave City, Ark.
Merritt, Reggie	1993, 94, 95, 96	Little Rock, Ark.
Miller, Oliver	1989, 90, 91, 92	Ft. Worth, Texas
Miller, D. L.	1950, 51	Van Buren, Ark.
Mills, William	1985, 86	Perkins, Ga.
Mitchell, A.E.	1930	
Modica, Jonathon	2003, 04	Smackover, Ark.
Moncrief, Sidney	1976, 77, 78, 79	Little Rock, Ark.
Moody, Taft	1933, 34	
Mooney, Fred	1970, 71	Jonesboro, Ark.
Moore, Stephan	1985, 86, 87, 88	Cushing, Okla.
Morris, Isaiah	1991, 92	Richmond, Va.
Morrison, Alan	1960, 61	Texarkana, Ark.
Mukubu, Wen	2003, 04	Miami, Fla.
Murphy, Tom	1931, 32, 33	
Murphy, Vernon	1971, 72	Texarkana, Texas
Murphy, Ernie	1990, 91	Wabbeska, Ark.

N		
Nash, Eugene	1979, 80, 81, 82	Tyrnza, Ark.
Newby, Jack	1934	
Nichols, Deno	1944	
Norton, Ricky	1981, 82, 83, 84	Okolona, Ark.
Nutt, Houston	1977	Little Rock, Ark.

O		
Oliver, Tom	1930	Jacksonville, Ark.

P		
Pargo, Jannero	2001, 02	Chicago, Ill.
Parker, Curtis	1924, 26	
Pauley, Dan	1974	Kansas City, Mo.
Peterson, Keith	1979, 80, 81, 82	Little Rock, Ark.
Pharis, Billy	2004	Van Buren, Ark.
Pickell, Tom	1927, 28, 29	
Pickell, Elbert	1924, 25, 26	
Pickren, Jim	1929, 30, 31	Salem, Ark.
Pilgrim, Lawson	1977	Conway, Ark.
Pitts, R.C.	1940, 41, 42	
Poerschke, Eric	1984, 85, 86, 87	Houston, Texas
Poole, H.L. Ike	1934, 35, 36	McGehee, Ark.
Prewitt, Roy	1928, 29, 30	Grady, Ark.
Price, Steve	1973, 74, 75	Delray Beach, Fla.
Price, Norman	1949, 50, 51	Mansfield, Ark.

R		
Rankin, Tommy	1958, 59, 60	Jonesboro, Ark.
Rankin, Roxie	1944, 47	
Ratliff, Mike	1984, 85, 86, 87	Brooklyn, N.Y.
Ray, Herman	1935	
Reed, U.S.	1978, 79, 80, 81	Pine Bluff, Ark.
Rehl, Kevin	1985, 86	Verma-Alma, Okla.
Reid, Kareem	1996, 97, 98, 99	Bronx, N.Y.
Renfro, Elza	1924	
Rhoden, Clyde	1959, 60, 61	Hot Springs, Ark.
Richie, Ocie	1945	
Rimac, Davor	1992, 93, 94, 95	Zagreb, Croatia
Rittman, Richard	1957, 58	Stuttgart, Ark.
Robbins, Jack	1936, 37, 38	
Robbins, Nobel	1941	
Robertson, Alvin	1982, 83, 84	Barberton, Ohio
Robinson, Darnell	1994, 95, 96	Oakland, Calif.
Rogers, Jerry	1961, 62	North Little Rock, Ark.
Rose, Scott	1983, 84, 85, 86	Memphis, Tenn.
Rose, Glen	1926, 27, 28	North Little Rock, Ark.
Rousseau, Steve	1964, 65, 66	Dewitt, Ark.
Rowland, Tommy	1965, 66, 67	Little Rock, Ark.
Rucker, Paul	1934, 35	
Ruckman, Charles	1925, 26	

S		
Sagely, Floyd	1952, 53, 54	Van Buren, Ark.
Sailer, Bill	1952, 53	Branson, Mo.
Satchell, Larry	2000, 01, 02, 03	Waco, Texas
Saulsberry, Daryll	1975, 76	Albuquerque, N.M.
Schall, Steve	1976, 77, 78, 79	Raytown, Mo.
Schoonover, Wear	1928, 29, 30	Pocahontas, Ark.
Schulte, Jack	1974, 75, 76	Ellisville, Mo.
Schumchyk, Frank	1944, 45, 46	Long Island, N.Y.
Schumchyk, Mike	1944, 45, 46	Long Island, N.Y.
Scott, Darryl	1985, 86	Wynne, Ark.
Scott, Tim	1987, 88	Little Rock, Ark.
Scott, David	1979	South Bend, Ind.
Scroggins, Carroll	1953, 54, 55	Center Ridge, Ark.
Searles, John	1971	Pine Bluff, Ark.
Self, David	1966, 67, 68	El Dorado, Ark.
Self, Jewell	1959	Little Rock, Ark.
Sexton, Doc	1931, 32, 33	
Shaw, Raymond	1952, 53, 54	Lafayette, La.
Shepherd, Robert	1992, 93	Chicago, Ill.
Sims, Keith	1944	
Skulman, Greg	1980, 81, 82	Ozark, Ark.
Smith, Norman	1954, 55, 56	Bucyrus, Ohio



**Rashard Sullivan**

Smith, Sammie	1950, 51, 52	Little Rock, Ark.
Smith, Buddy	1954, 55, 56	DeQueen, Ark.
Smith, Glenn	1939	
Sneed, Brice	1959	Green Forest, Ark.

Snively, John	1982, 83	Pawhuska, Okla.
Southerland, Billy	1940	
Spears, Roger	1972, 73, 74	Tulsa, Okla.
Steele, Harold	1925, 26, 27	
Stephens, Gary	1967, 68	North Little Rock, Ark.
Stewart, Dwight	1993, 94, 95	Memphis, Tenn.
Stolzer, Lawrence	1957, 58	Little Rock, Ark.
Stroud, Steve	1976, 77	Batesville, Ark.
Sugg, Ricky	1964, 65, 66	Berryville, Ark.
Sullinger, J.J.	2002	Columbus, Ohio
Sullivan, Rashard	2003, 04	Ft. Lauderdale, Fla.
Sutton, Leroy	1980, 82, 83, 84	South Bend, Ind.

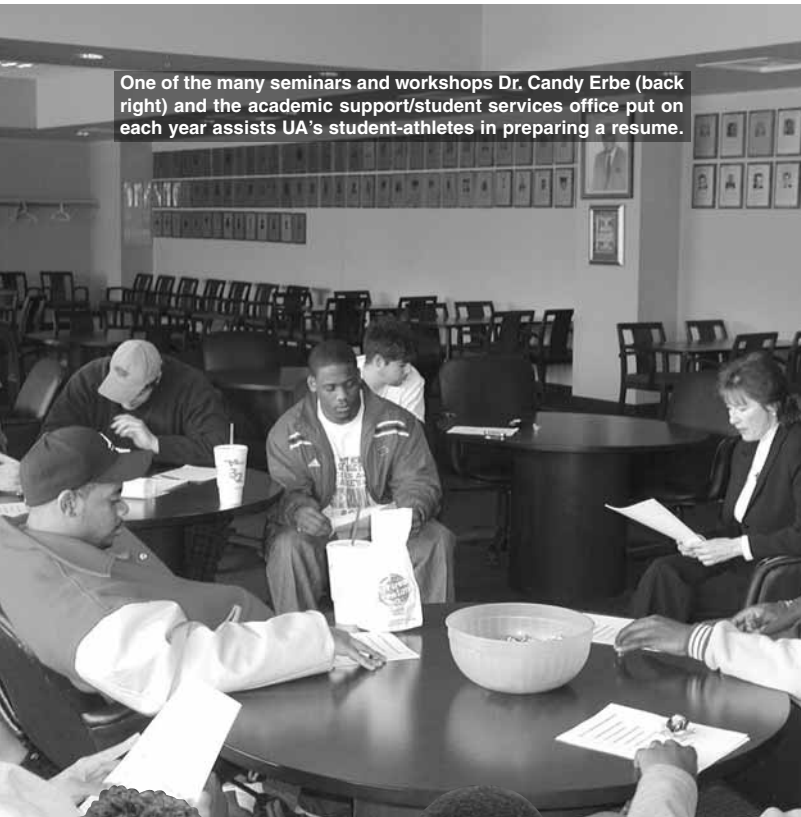
T		
Talkington, John	1964, 65, 67	Midwest City, Okla.
Tanneberger, Ricky	1968, 69, 70	Little Rock, Ark.
Tatum, Charles	2000, 01, 02, 04	Midland, Texas
Terry, Charles	1975, 76	Emporia, Kan.
Terry, Martin	1972, 73	Emporia, Kan.
Thompson, Ali	1996, 97, 98	Jonesboro, Ark.
Thompson, Harry	1957, 58, 59	Mount Pleasant, Ark.
Thurman, Scotty	1993, 94, 95	Ruston, La.
Tolson, Dean	1972, 73, 74	Kansas City, Mo.
Towns, Marlon	1996	
Trapp, Charles	1930	Little Rock, Ark.
Trumbo, Donald	1956	Fayetteville, Ark.
Trumbo, Trey	1976, 77	Fayetteville, Ark.
Tuck, Henry	1937	

V		
Vint, Bobby	1968, 70, 71	North Little Rock, Ark.
Vogel, Warren	1963, 64	Marion, Kan.

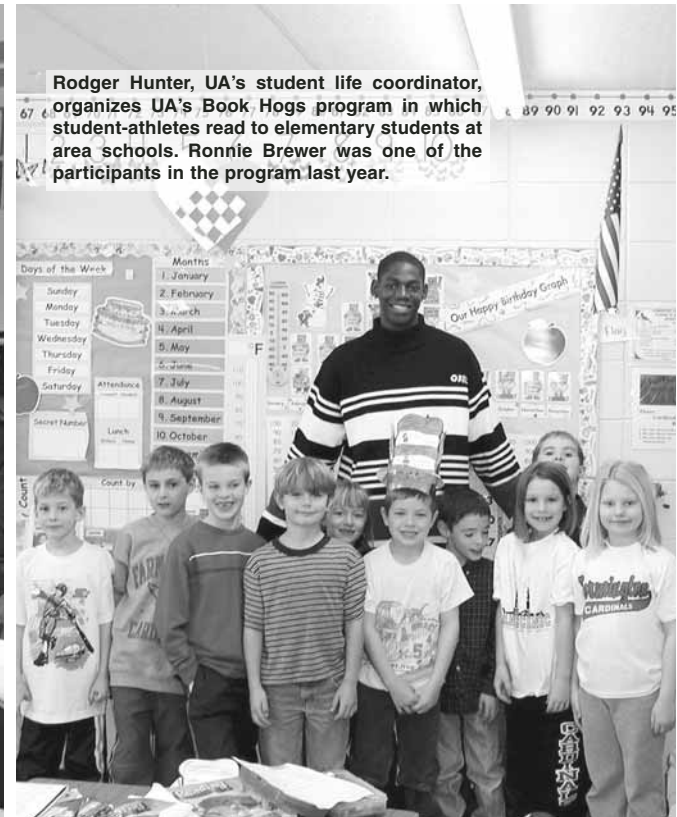
W		
Walker, Darrell	1981, 82, 83	Chicago, Ill.
Walker, Chris	1997, 98, 99, 2000	Pine Bluff, Ark.
Walker, J.W.	1952	Russellville, Ark.
Wallace, Roosevelt	1991, 92	Cleveland, Ohio
Wallace, Tarik	1997, 98	Richmond, Va.
Waller, P.T. "Duddy"	1951	Emerson, Ark.
Watts, Donnie	1969, 71	Hot Springs, Ark.
West, James	1950	Steve, Ark.
Wheeler, Paul	1944, 45, 46	
Whitby, Cannon	1987, 88, 89, 90	Obion County, Tenn.
White, Dennis	1972, 73, 74	Independence, Mo.
Whitley, Manuel	1950, 53	Bismarck, N.D.
Whitney, Guy	1996, 97, 98	Bentonville, Ark.
Williams, Landis	1995, 96, 97, 98	Tulsa, Okla.
Williams, Alvin	1946, 47, 48	
Williams, Robert	1949, 50, 51	Billings, Mo.
Williamson, Corliss	1993, 94, 95	Russellville, Ark.
Wilson, Jessie	1942, 43	
Wilson, Jim	1962, 63	Cherry Valley, Ark.
Wilson, Lee	1994, 95, 96, 97	Waco, Texas
Wilson, Keith	1987, 88, 89	Fort Smith, Ark.
Windle, James	1959	Miami, Okla.
Wofford, Larry	1961, 62, 63	Fort Smith, Ark.
Wynne, Clayton	1941, 42, 43	

Y		
Young, Ott	1942	
Young, Mike	1978, 79, 80, 81	WolfLake, Ind.


Z		
Zahn, Alan	1977, 78, 79, 80	Albuquerque, N.M.



One of the many seminars and workshops Dr. Candy Erbe (back right) and the academic support/student services office put on each year assists UA's student-athletes in preparing a resume.



Rodger Hunter, UA's student life coordinator, organizes UA's Book Hogs program in which student-athletes read to elementary students at area schools. Ronnie Brewer was one of the participants in the program last year.



Athletic Director Frank Broyles presents two of last year's UA basketball graduates with their graduation plaques – Blake Eddins (left) and Larry Satchell (center). Eddins and Satchell each lettered four times and completed their playing careers in 2003.

**UNIVERSITY ADMINISTRATION . . . . .100**

**ATHLETIC DIRECTOR FRANK BROYLES . . . . .100**

**ATHLETIC ADMINISTRATION . . .101**

**THE RAZORBACK FOUNDATION . . . . .108**



# UA ADMINISTRATION AND STAFF



**DR. JOHN A. WHITE**  
Chancellor

**O**n July 1, 1997, Dr. John A. White became chancellor of the University of Arkansas, its 20th leader. Since that time, he has forged an ambitious agenda for the University of Arkansas to emerge as a nationally competitive, student-centered research university serving Arkansas and the world.

Perhaps the biggest step in reaching that goal occurred in April of 2002 when White, the President of the Southeastern Conference and a

member of the NCAA Division I Board of Directors and Executive Committee, announced a \$300 million gift from the Walton Family Foundation, the largest single gift to a U.S. public university in history. The gift is being used to establish and endow an undergraduate honors college and endow the graduate school.

Another goal is to increase the size and quality of the student body. Total enrollment has increased from 14,384 in 1997 to 17,269 in 2004. In terms of quality, the 1998 freshman class was one of the largest, and based on standardized test scores and high school grade point averages, was, at the time, the best in school history. Each class since has equaled or surpassed the 1998 class.

White has increased the number of students who receive Chancellor's Scholarships; and is continuing efforts to increase the diversity of the university's faculty, staff and student body; increase private gift support; and increase federal and state support.

Prior to joining the faculty of the University of Arkansas, White was dean of engineering at Georgia Institute of Technology, which he joined in 1975. From 1988 to 1991, he served in Washington, D.C., as assistant director for engineering and acting deputy director at the National Science Foundation.

White is a graduate of the University of Arkansas (BSIE), Virginia Tech (MSIE) and The Ohio State University (PhD). He received honorary doctorates from the Katholieke University of Leuven in Belgium and George Washington University.

In 2000, President Bill Clinton appointed Dr. White to a second six-year term on the National Science Board. Dr. White is a member of the National Academy of Engineering, past president of the Malcolm Baldrige National Quality Award Foundation, past president of the National Consortium for Graduate Degrees for Minorities in Engineering and Science, Inc., past-chairman of the American Association of Engineering Societies, and past president of the Institute of Industrial Engineers. He is a member of the Board of Directors for Eastman Chemical Company, JB Hunt Transport Systems, Inc., Logility, Inc., Motorola, Inc., and Russell Corporation.

White is married to Mary Elizabeth Quarles White and they have a daughter, a son, three granddaughters and a grandson.



**HOWARD W. BRILL**  
Faculty Athletic Representative

**I**n his 10th year as the University of Arkansas' faculty representative for athletics is Howard W. Brill. A law professor at UA, Brill has been a member of the university's faculty since 1975.


As faculty representative, Brill plays an integral role in the athletic department's interaction with conference and NCAA rules and regulations. He is the school's liaison between the faculty and the athletic department, and assists the athletic department in

compliance matters. He is also the university's certifying official for student-athletes. He previously served as a member of the university's Faculty Athletics Committee from 1991-94 and was on a special committee to implement the SEC's Gender Equity Policy in the spring of 1994.

Brill is a 1965 graduate of Duke University and earned his law degree from the University of Florida in 1970. He received his master's of law degree in 1979 from the University of Illinois. A widely published author, Brill has written two books and numerous law review articles, and has received numerous awards honoring his teaching skills. He is licensed to practice law in Arkansas, Florida and Illinois, and is a member of the Professional Ethics and Grievances Committee of the Arkansas Bar Association and the Arkansas Judicial Ethics Advisory Committee. He is the first Vincent Foster Professor of Legal Ethics and Professional Responsibility, and has served as a Special Justice of the Arkansas Supreme Court. He is a past member of the Governor's Code of Ethics Commission and the Arkansas Improvement District

Commission of the General Assembly of Arkansas.

Active in community service, Brill has served as chairman of the City of Fayetteville's Civil Service Commission, has coached youth soccer and basketball, and is a Sunday School teacher. He and his wife Katherine have three children, Christian, Elizabeth and Andrew.



**FRANK BROYLES**  
Athletic Director

**F**or nearly five decades, University of Arkansas Athletic Director Frank Broyles has helped define the standard of excellence in intercollegiate athletics. A legendary coach, nationally respected athletic administrator and tireless goodwill ambassador for his university and state, Broyles' influence continues to shape the Razorback program as well as impact the vast collegiate athletic landscape.

Set to enter his 48th year with UA and his 32nd year as athletic director, Broyles is as synonymous with the UA athletic program as the Hog on the side of the football helmet or even the very nickname, Razorbacks. In June 2003, Broyles was given a five-year contract extension providing him an opportunity to serve the UA for more than a half century.

His intensely competitive spirit, boundless enthusiasm and love for Arkansas has inspired him to build an athletic program that is on the cutting edge in the ever-changing world of college athletics.

There is little doubt Broyles has had more positive impact on athletics in Arkansas than any person in the history of the state. *The Arkansas Democrat-Gazette* confirmed his status when it named him the most influential figure in athletics in the state during the 20th Century. On July 1, 2003, he took over as the chairman of the UA's Campaign for the 21st Century. The ambitious campaign is seeking to raise \$900 million for the university.

A recipient of nearly every award and accolade associated with college athletics, Broyles prefers to focus his attention on the future of the Razorback program rather than dwell on the impressive accomplishments of the past.

It is that forward-thinking style that has allowed Broyles to excel in every aspect of leadership. Perhaps his greatest contribution to the Razorback program is his knack for hiring quality head coaches and surrounding them with the tools and facilities they need to compete at the highest level.

Broyles has a history of picking the right ones as head coaches and administrators at Arkansas. UA football coach Houston Nutt has led the Razorback football team to two SEC Western Division crowns and six straight bowl games, and has revived the passion of football fans across the state. John McDonnell is the most successful collegiate coach in history, with 39 national championships in cross country, indoor and outdoor track.

Robert Cox is entering his 18th season as the coach of Arkansas' tradition-rich tennis program. The Razorback tennis team has made eight NCAA Tournament appearances in the last 11 seasons including a Sweet 16 finish in 2004.

Although blessed with a stable of quality tenured coaches, Broyles has recently re-exhibited his ability to land some of the nation's top up and coming coaches for some of the Razorbacks' most successful programs. In just the past two years, Broyles has hired high profile coaches for the Razorbacks' basketball, baseball and golf programs.

Stan Heath was a rising star in the collegiate basketball coaching world after leading Kent State to an improbable run to the NCAA Tournament's Elite Eight. By the time the 2002 Final Four was underway the next weekend, Heath was donning an Arkansas sweater vest.

Not long after legendary baseball coach Norm DeBriyn stepped down, Broyles hired Dave Van Horn. The former Razorback player and graduate assistant led Nebraska to back-to-back College World Series appearances before returning to Fayetteville. In only his second season at Arkansas, Van Horn led the Razorbacks to an SEC championship and a berth in the College World Series.

The UA golf program is once again on track after Broyles lured former UA golfer Mike Ketcham back to his alma mater.

The Arkansas AD knows facilities influence recruiting, the lifeblood of any program. He will do anything within the rules to ensure a competitive edge for his coaches when they are wooing prospective student-athletes. Broyles has made sure Arkansas has facilities second to none.

A past Division I chairman of the National Association of Collegiate Directors of Athletics (NACDA) and a member of that organization's executive committee, Broyles showed incredible vision when he steered the Razorbacks into the SEC. It would have been easy to maintain the status quo as one of the dominant programs



of the SWC and now perhaps the Big 12 Conference, but Broyles saw the possibilities for the Hogs in the SEC and ensured a solid future for Arkansas athletics.

It is a move that has proven prosperous for both parties. In its first 13 years in the nation's top league, Arkansas has won 27 national championships and 40 SEC titles. No other league school has won more than eight national crowns in men's athletics during that span.

While most administrators would shy away from such bold moves, Broyles' vision allows him to see opportunities rather than obstacles. Years ago, Broyles saw a state with only one major athletic program and envisioned the potential for a budding Razorback program in Arkansas. He united the state behind the Hogs as they became one of the dominant college football powers of the 1960s. He has taken things a step further as athletic director.

Broyles' philosophy of hiring quality coaches and building state-of-the-art facilities has keyed an unprecedented era of success at Arkansas. In the 23 years before Broyles became athletic director, Arkansas had never captured a national championship and owned only 22 SWC titles in sports other than football. During his 31-year term as AD, the Hogs have won 40 national championships, 57 SWC titles and 40 SEC crowns in the same collection of sports. Football hasn't suffered either, with 21 bowl trips, four league championships and three SEC Western Division titles during that same span.

One of six initial inductees into the UA Sports Hall of Honor, Broyles has collected nearly as many honors as he has national and league titles. A 1983 inductee into the College Football Hall of Fame, Broyles was once again honored by the National Football Foundation in 2000 as the recipient of the John L. Toner Award. The honor recognizes an athletic director who has demonstrated superior administrative abilities and shown outstanding dedication to college athletics and particularly college football.

Broyles was a legendary athlete long before he came to Arkansas. He was a football, basketball and baseball standout at Decatur (Ga.) High School, then earned 10 letters in those three sports at Georgia Tech. He quarterbacked the Yellow Jackets to four bowl appearances, was three times All-SEC and in 1944 was named SEC Player of the Year. He set, and held until 2000, the Orange Bowl record for most passing yards in a game. He is in the Georgia Tech Hall of Fame and has been honored with the Georgia Tech Former Student-Athlete Total Person Award.

He graduated from Georgia Tech in 1947 with a degree in industrial management. He turned down professional football and baseball offers to become an assistant football coach for Bob Woodruff at Baylor.

For his efforts as head coach, an assistant coach and player he has been named to the Orange Bowl, Gator Bowl and Cotton Bowl halls of fame.

He also has become known nationally as a producer of head coaches with over 40 of his former players or assistants earning major college and/or professional positions. Former Broyles assistants Barry Switzer, John Majors and Jimmy Johnson have combined to win five national championships. Johnson, Switzer and Joe Gibbs, another Broyles assistant, coached teams to five Super Bowl titles. Broyles' protégés have won more than 40 conference titles and 2,000 games at the collegiate level.

He has had such success with assistant coaches that an award named after him has been given to the top assistant coach in college football the past seven years. The Broyles Award has become one of the most prestigious and coveted awards in college football.

Born Dec. 26, 1924, Broyles and his wife of 59 years, Barbara, have four sons, Jack, Hank, Dan and Tommy; and twin daughters, Betsy and Linda. They have 17 grandchildren: Lex, Ivan, Iris, Taylor, Madison, Molly, India, Jacob, Allison, Delaney, Jordan, Franklin, Carmen, Ramey, Whitney, Barbara and Thomas Michael Jr.



### DR. DERRICK GRAGG Senior Associate Athletic Director

**D**r. Derrick Gragg was promoted to senior associate athletic director after serving his first three years as associate athletic director & director of compliance. Gragg oversees several internal and external functions, including the athletic marketing and sports information departments, Arkansas' spring sports programs, including track and field, baseball, golf and tennis, as well as the strength and conditioning program. He also oversees the department's spirit squads coordinator.

During his career, Gragg has published several articles and editorials on intercollegiate athletics as well as a nationwide study on sports-related gambling. He will serve a third year on both the NCAA's Minority Opportunities & Interests Committee and the University of Arkansas Black Alumni Society Board of Directors. He also serves as a member of the Big Brothers/Big Sisters of Northwest Arkansas Board of Directors.

A former collegiate wide receiver, Gragg lettered four years at Vanderbilt while earning his degree. He graduated with a bachelor's in human development in 1992 and was a member of the Southeastern Conference Academic Honor Roll during his senior year.

Gragg served from 1993-95 as an academic counselor at his alma mater before

adding the title of director of student life in his final year at Vanderbilt. In his time with the Commodores, he coordinated student life and support programs as well as supervised the academic counseling programs for student-athletes.

In 1995, Gragg was named director of compliance & operations at the University of Missouri. During his two years in Columbia, he was the game event manager for Olympic sports programs and served on the Big 12 Compliance Coordinators Group during his last year as compliance coordinator at the university.

Named assistant athletic director for compliance at Michigan in 1997, Gragg spent three years overseeing the UM compliance department. While serving in Ann Arbor, Gragg earned his master's degree in sports administration from Wayne State University (WSU). He also served on the faculty at WSU, teaching intercollegiate sport administration and sports marketing classes. Gragg earned his doctorate in higher education administration from UA in May of 2004.

He is a member of the North American Society for the Sociology of Sport (NASSS), the National Association of Collegiate Directors of Athletics (NACDA) and the Black Coaches Association (BCA).

Gragg and his wife, Sanya, have a daughter, DeSha, 10, and two sons, Avery, seven, and Phillip-Raymond, three.



### BILL GRAY Executive Associate Athletic Director

**O**verseeing many facets of the athletic department is former Razorback standout Bill Gray, who is now in his 17th year as associate athletic director and his second as the executive associate AD. He supervises event management, football and basketball scheduling, and postseason football and basketball.

Gray, in his 21st year at Arkansas, joined the Razorbacks as recruiting coordinator in 1984. He served in that capacity for four years before moving into full-time administration.

He is involved in capital improvement, scheduling and football and basketball game management. As recruiting coordinator, he helped build the Razorback Belle program. He was also instrumental in the creation of the Razorback Hall of Honor, now in its 15th year. He was chairman of the committee in charge of the details of Arkansas' football centennial celebration.

Gray lettered three years each in football and baseball at Arkansas while being a captain of the 1964 national championship team. He played quarterback and defensive back, and played in one Cotton Bowl and one Sugar Bowl during his career. His 68-yard toss to Jerry Lamb in the 1963 Sugar Bowl is still a school record for longest pass completion in a bowl game.

After his college career, he played professional baseball for a year in the Minnesota Twins organization, then served as a graduate assistant football coach under Frank Broyles at Arkansas for a year. He then spent four seasons as a defensive backfield coach for the Oklahoma Sooners.

He left coaching and was in the restaurant business for 12 years in Little Rock. He then served three years as business administrator for Baptist churches in Wichita, Kan., and Shreveport, La., before returning to Arkansas.

A 1966 graduate of Arkansas with a degree in business administration, Gray and his wife Peggy have four children, Ken, Mike, Kristi and Carrie, and three grandchildren, John, Carley and Jacob.



### TOM DORRE Associate Athletic Director for Business Affairs

**T**om Dorre is entering his third year as associate athletic director for business affairs, but he is in his 38th year at the University of Arkansas. Dorre joined the athletic department on Aug. 22, 2002.

In his current position, Dorre oversees business operations, including budgeting and accounting, ticketing, contracts, travel and purchasing.

Before joining the athletic department, Dorre spent the previous 15 years as the associate vice chancellor for finance. In that role over his last five years, he was responsible for UA's tax compliance office and managed the in-house software development team that created and implemented the university's business and administrative strategic information system. The system included applications for budgeting, general ledger, procurement, accounts payable, position control, departmental accounting, payroll, personnel and electronic approval that met Y2K requirements and eliminated redundant data entry and the use of paper forms.



From 1987-97, Dorre, who earned an MBA from the university in 1980, managed the budget and financial affairs offices, which included all general ledger accounting functions as well as grant and contract compliance, plant and property reporting and compliance, external financial reporting, external audit compliance, and IRS compliance and reporting.

For just more than a year, from May 1993 to June 1994, he served as the interim vice chancellor for finance and administration. During that time, he managed the offices of financial affairs, business affairs, human resources, physical plant, computing service, public safety, financial management and analysis, and treasurer.

Dorre, a 1967 Arkansas graduate with a bachelor's degree in accounting, has been at the university in various positions since he graduated.

He began his career in the controllers office, a position he held from 1967-75. From 1975-81, he was UA's budget director. He worked as associate vice chancellor for administration from 1981 until becoming vice chancellor for finance in 1987.

Dorre is currently on UA's Survey Research Center Policy Board, and in the past has served on the athletic and financial advisory committees, the Student Fee Review Board and the Vice Chancellor for Finance and Administration Search Committee. He has also served two terms on the board of directors of the Economic Opportunity Agency of Washington County, Inc., among others.

Dorre and his wife Connie have one daughter, Kristy, and two grandchildren.

### JERRY PUFALL Associate Athletic Director for Facilities

Jerry Pufall is in his third year as associate AD for facilities after serving the previous two years as assistant athletic director. In his 11th year overall with the Razorbacks, he has served as an administrative assistant to baseball and director of special projects since joining the athletic department in the fall of 1994.

Pufall oversees the operation of Razorback facilities, including game day operations, scheduling, upkeep, maintenance and long-range planning for

Baum Stadium, Bud Walton Arena, Donald W. Reynolds Razorback Stadium, Randal Tyson Track Center, Willard and Pat Walker Pavilion, Dills Indoor Tennis Center, John McDonnell Field and Razorback Cross Country Course.

During the 2003-04 season, Pufall served as the construction manager for the renovation of Baum Stadium. The renovation included converting the playing surface from artificial turf to natural grass, the addition of 10 luxury suites, a suite of offices for the coaching staff, and a custom brick superstructure scoreboard system including a LED video display, message center, inning-by-inning stats and control room.

Currently, Pufall is providing construction management services for the athletic department on the 34,000 square foot strength training facility that is being added to the north side of the Willard and Pat Walker Pavilion. When finished, this facility will house an 18,000 square-foot weight training area on the third floor and 16,000 square feet of specialty areas for conditioning and the development of agility, speed and quickness. In addition, a new state of the art artificial turf infill system was installed.

During the summer of 2004, Pufall was responsible for the oversight on the renovation of the outdoor football practice facility, which included the total redesign of the sub grade, installation of a new sand based Bermuda grass field, installation of a new artificial turf infill system and the construction of a retaining wall at the north end of the west practice field.

In addition to his responsibility for facilities, Pufall supervises all technology related areas for the athletic department, including networking, game day operations, scoreboards, sound systems, video boards, laser systems and kiosk video displays in the Jerry Jones/Jim Lindsey and Tommy Boyer Hall of Champions museums.

Under his direction, the athletic department installed a full color laser system in Bud Walton Arena, the only permanent laser system installed in a collegiate basketball arena. The one-of-a-kind system is used for pre-game player introductions and halftime performances.

During the fall of 2000, the athletic department installed the largest LED video display in any sports venue in the world at Donald W. Reynolds Razorback Stadium. The project, spearheaded by Pufall, brings state-of-the-art video entertainment, game action and instant replays to Razorback fans before, during and after games.

During the fall of 2003, the athletic department added LED video technology to Bud Walton Arena. The project provides a one-of-a-kind custom basketball goal design including four 10mm screens and two 16mm video rings. This installation, supervised by Pufall, provides Razorback fans with video quality found in only a hand full of NBA arenas across the country.

Prior to joining the Razorbacks, Pufall served 17 years as the baseball coach, computer science and math instructor at Spooner (Wis.) High School, except for one year when he was a graduate assistant at UA for Norm DeBriyn. That one-year, 1987, the Razorbacks advanced to the College World Series.

The Ashland, Wis., native returned to Arkansas in 1994 as an administrative assistant to baseball, overseeing the construction of Baum Stadium at George Cole Field.

A four-sport letterman and an all-conference quarterback and pitcher at Ashland High School, he enjoyed a four-year career at Northland College.

He and his wife, Judy, have two daughters, Julie and Jodie.



### PAUL KIRKPATRICK Assistant Athletic Director for Student Life and Academic Support

In his second stint at the University of Arkansas, Paul Kirkpatrick is in his 11th year as the director of student life and academic support. In his previous stint, he was an academic counselor and dorm manager for the athletic department for three years.

His duties include overseeing the Office of Student Life and Academic Support system as well as serving as a staff liaison with the academic community.

Kirkpatrick also spent a year as compliance coordinator and academic coordinator at the University of Nevada-Reno.

He first came to Arkansas in the fall of 1985 to attend graduate school. He served two and a half years as hall manager at Bud Walton Hall, the athletic dorm, and three years in Arkansas' academic-athletic support system.

Born June 30, 1954, at Texarkana, Ark., Kirkpatrick graduated from Magnolia High School in 1972. He was an all-district football player and also earned letters in basketball and track.

He earned a football scholarship at Southern Arkansas and graduated with a degree in political science in 1976. He then served as a captain in the Army for six years, spending the last five years as a helicopter pilot.

Kirkpatrick went into investment banking before deciding to enroll at Arkansas. He had done additional graduate work in human resources management at Pepperdine while in the Army.

He and his wife, Lisa, have a blended family of four children, Erin, Rachel, Amanda Arnold and Ryan Arnold. He is also the proud grandfather of Blake Andrew Wilson and Elijah Aron Helf.



### MATT SHANKLIN Assistant Athletic Director for Marketing and Licensing

In the high profile world where name recognition is everything, selling the Razorbacks and making sure the public is aware of the Razorbacks is the job of Assistant Athletic Director for Marketing and Licensing Matt Shanklin.

In his 15th year after joining the Razorback staff from East Carolina University, Shanklin is in charge of all department marketing/promotions, corporate sponsorships, signage sales and advertising sales for Razorback game programs. He serves as game coordinator for football and basketball, and is game manager for all baseball games. He also coordinates all sales and programming for the football, basketball and baseball video boards, and for the athletic department web site, Hogwired.com. Shanklin oversaw a redesign of the site and the addition of Arkansas National Bank as the site's title sponsor in the last three years.

He also works closely with the football and basketball radio and television networks. Shanklin was instrumental in establishing the school's first baseball radio network in 1992, one of the nation's largest with more than 20 affiliates statewide. He is responsible for overseeing all football pregame activities, including The SBC Trough. Shanklin spearheaded the "Nuttin' But Fun" logo campaign for the 1999 and 2000 Razorback football seasons. He was also instrumental in developing the Hogpen, a tailgating area for fans at Baum Stadium.

In September 1998, Shanklin became the university's licensing coordinator. His duties include coordination of all apparel, promotional and novelty licensing. Since taking over licensing duties, revenues in that area have increased annually under his direction. In the summer of 2001, Shanklin oversaw the development and implementation of new Razorback logos. Since the launch of the new logos, licensing revenues have increased more than 40 percent.



In 2000, Shanklin secured an exclusive telecommunications sponsorship with SBC/Cingular Wireless, one of the largest sponsorship deals in collegiate athletics. The deal provides Donald W. Reynolds Razorback Stadium with the largest video board of any sports venue in the world.

Shanklin was assistant marketing director at East Carolina University for a year before coming to Arkansas. He had served as an intern at Arkansas for five months before joining the ECU staff.

A 1984 graduate of South Mecklenburg (N.C.) High School in Charlotte, N.C., where he lettered in baseball and soccer, Shanklin earned his degree in communications from North Carolina-Wilmington in 1988.

A graduate of Ohio University's highly respected sports administration program, Shanklin earned a master's degree in that program in the fall of 1989.

An avid golfer, Shanklin married the former Missy Emmerson of Jacksonville, Texas, in 2003. She has a daughter, Jordan, nine, and is the director of Pagnozzi Charities, which benefits Razorback baseball and area youth sport scholarship programs.



### KEVIN TRAINOR Assistant Athletic Director for Sports Information

In his 10th year with the Razorbacks and his second as assistant athletic director for sports information is Kevin Trainor. Trainor, who is in his fifth year heading UA's sports information office, joined the Razorbacks in July of 1995 and served three years as assistant director before being promoted to associate in 1998 and to the sports information director's post in 2000.

As assistant athletic director and SID, Trainor oversees the media and public relations effort for Arkansas' eight men's sports locally, regionally and nationally. He is also responsible for developing and implementing public relations strategies for the athletic department including chairing the Razorback Image Enhancement Committee. The primary media contact for the Razorback football program, his responsibilities include coordinating media requests for head coach Houston Nutt, the UA assistant football coaching staff and football student-athletes.

Trainor coordinates the day-to-day operation of the sports information department as well as game-day management for football. He also oversees administrative matters, including the production of media guides, game programs and management of the department's web site, Hogwired.com. In his role as associate SID, Trainor worked closely with football and served as the primary contact for the 2000 SEC Tournament champion Arkansas basketball squad. He also served as the color analyst on the Razorback Baseball Radio Network for five years.

In his previous three seasons, Trainor was the media relations point man for Arkansas' nationally ranked tennis and baseball programs.

Before joining the Razorbacks full-time, Trainor served a year internship with the Southeastern Conference Media Relations Office where he assisted in coordinating publicity for 11 of the conference's 19 sports.

Trainor served a four-year stint as a student in the UA publicity office before graduating in 1994 with a bachelor's degree in broadcast journalism. While a student assistant with the Razorbacks, Trainor served as the swimming and diving contact for three years and was part of the media relations team which handled the 1994 national champion Arkansas basketball team at the Final Four in Charlotte. He also served as publicity coordinator for the 1992 National Baseball Congress World Series in Wichita, Kan.

His collegiate experience includes 28 conference championships and he served as the assistant media coordinator for the 1995 SEC Women's Basketball Tournament. He has worked on the event management staffs of 10 Cotton Bowl games and the 1995 USF&G Sugar Bowl.

He is a member of the College Sports Information Directors of America (CoSIDA), the Football Writers Association of America (FWAA) and the U.S. Basketball Writers Association of America (USBWAA).

Trainor and his wife, the former Ruth Whitehead, reside in Fayetteville and are the parents of Emma, three, and Ellie, born Sept. 29. The Fredonia, Kan., native is the brother of former Arkansas All-American placekicker Kendall Trainor.



### TONI BARGER BAHN Television Show Coordinator / Walton Arena Assistant Manager

Toni Bahn is in her fourth year as the Houston Nutt and Stan Heath television shows coordinator and assistant Walton Arena manager. Before joining the staff on a full-time basis, she worked the previous year and a half in the athletic department as a graduate assistant.

As assistant manager she serves as the primary on-site contact person for the arena and is responsible for scheduling all arena events and activities in coordination with the athletic department and outside users. Her guest relations responsibilities include responding to the needs of the 35 basketball suite holders, season ticket holders, campus and community usage requests and providing guided tours for local and regional groups.

In addition to her arena duties, the Jacksonville, Ark., native serves as the coordinator for "The Stan Heath Show" and "The Houston Nutt Show." As coordinator, she secures and maintains sponsorships, oversees the production of advertising, and plans and supervises hospitality events throughout the seasons.

Bahn earned her bachelor's in communication and political science from Arkansas in 2000.

On July 24, she married Chris Bahn, a sportswriter for the *Morning News* of Northwest Arkansas and a graduate of Arkansas State University.

Born, April 27, 1978, Bahn, a former Razorback Belle, was an honor graduate of Jacksonville High School.



### BART BYRD Academic Coordinator

Bart Byrd is beginning his second full year as an academic coordinator at Arkansas, but he is going into his third season working with the football team after joining the staff on Nov. 4, 2002.

In addition to football, he also works with the golf and tennis teams, assists in on-campus recruiting and works with members of the faculty.

He joined the UA staff after spending the previous four years as the Director of the Neill Morris Learning Center for Student-Athletes at Baylor University. In 2000, he was recognized for his efforts as the recipient of the Big XII Bravo Award for Outstanding Faculty/Staff Member. Before going to Baylor, he was an assistant baseball and football coach at Waco High School for one year and the head baseball coach and ninth-grade football coach at Trinity High School the year before.

A 1992 graduate of Ouachita Baptist University, he was a four-year letterman in baseball. The Duncanville, Texas, native is married to Kelly and earned his master's in 1994 from Henderson State.



### TIM CHENEY Equipment Manager

The Razorbacks could not play a game without uniforms and pads, and for 14 years Tim Cheney has made sure Arkansas' equipment was where it was supposed to be when it was supposed to be there.

Entering his 15th year as equipment manager, he is in charge of handling all aspects of Arkansas' equipment, including distribution to athletes, repair and ordering as well as laundering. Long after the Hogs have left practice, Cheney and his staff are making sure everything is clean for the following day's workout.

Cheney was around the Razorback program long before he became equipment manager. He worked four years as a student trainer for Dean Weber, working all four seasons with football as well as a year with baseball. He became an assistant in the equipment room before assuming his current position in 1990.

He has worked numerous bowl games at Arkansas, including four Cotton bowls, the Orange Bowl, the Florida Citrus Bowl, the Holiday Bowl, two Liberty bowls, the CarQuest Bowl, two Independence bowls, the Music City Bowl and the Las Vegas Bowl.

Born May 26, 1966, Cheney was a student athletic trainer at Pine Bluff White Hall High School for three years before graduating in the spring of 1984. He and his wife, Tracey, have one daughter, Tye, nine, and one son, Tripp, five.



## ANDY COMMER

### Video Coordinator

In his eighth year with the Razorbacks is Andy Commer, who has 15 years of experience as video coordinator plus two years of experience in the NFL.

In addition to shooting and editing all football games and practices, he is also involved in the video board production at basketball, indoor track and baseball games, and special events.

Commer came to Arkansas in May of 1997 after serving in the same capacity for two seasons at Ole Miss and for six seasons at Mississippi State.

A native of Pine Bluff, Commer earned his bachelor's degree in communication from Arkansas State in 1987. He received a master's degree in athletic administration from Mississippi State in May of 1996.

Prior to his tenure at Mississippi State, Commer served two years as assistant video coordinator with the Atlanta Falcons of the NFL. He was a student filmer and student athletic trainer while earning his degree from Arkansas State.

Born July 16, 1964, Commer enjoys fishing and running. He and his wife, Amy, have two sons, Jacob, five, and Will, two.

## DON DECKER

### Head Strength and Conditioning Coach

Don Decker is in his 12th year as a member of the Razorback staff and his seventh year as head strength and conditioning coach. He served as assistant strength and conditioning coach five years before being elevated to his current position.

In May, he earned the designation of master level strength coach by the Collegiate Strength and Conditioning Coaches Association. He is one of just 43 strength and conditioning coaches in

the world to earn that honor.

Football is his first responsibility, but Decker oversees strength and conditioning for all men's sports. He was in charge of the basketball weight program for eight years and has also been in charge of baseball.

During his tenure with the Razorbacks, Decker has been to the Final Four twice, including 1994 when the Hogs won the national championship. He also worked with the 1995 and 2002 football squads that won SEC Western Division titles. In his first year as head strength and conditioning coach, 1998, the Razorbacks won a share of the SEC Western Division title and played in the Florida Citrus Bowl on New Year's Day. The Razorback baseball team won the Southeastern Conference regular season crown in 1999. In his second year at the helm, Arkansas defeated Texas in the 2000 Southwestern Cotton Bowl Classic while the 2000 club played in the Las Vegas Bowl, the 2001 team played in the 2002 Cotton Bowl, the 2002 team played in the Music City Bowl and the 2003 team played in the Independence Bowl.

He came to Arkansas from Kent State where he was head strength coach for football during the 1991 and 1992 seasons. Before going to Kent he was a graduate assistant in the weight room at Arkansas. He worked with the 1989 football Razorbacks, who won the Southwest Conference crown and played in the Cotton Bowl. He earned a master's degree in exercise science from Arkansas in 1991 before leaving for Kent.

Decker was a high school football standout at Perry High School in Masillon, Ohio, where he graduated in 1984. He went to Evangel College where he was all-district, all-conference and an honorable mention All-American at quarterback. He received his degree in physical education from Evangel in 1988.

Decker, 38, and his wife Stacey have been married 15 years.

## DAWN DIDIER

### Assistant Athletic Trainer

After two years as an intern under Dean Weber, Dawn Didier joined the Razorback training staff as a full-time member on May 1, 2004.

As assistant athletic trainer, the Baton Rouge, La., native is responsible for day-to-day operations of the training room, as well as coordinating their students for football practice and games, and assisting with team travel for away games. She also

serves as the liaison between the training room and the entry-level master's athletic training education program.

At Robert E. Lee High School, Didier lettered in volleyball, basketball, softball and threw the javelin in track. She continued her collegiate basketball career at the University of Louisiana-Lafayette before taking up athletic training at LSU two years later.

At LSU, Didier earned a bachelor's in kinesiology in 2000 and a master's in the same in 2002. She was on the Dean's List each year in college.

## ROBBY EDWARDS

### Associate Sports Information Director

Robby Edwards is entering his fifth year with the Razorbacks as associate sports information director.

Edwards coordinates game and media operations for basketball, edits the basketball game program, assists with football, supervises football press box operations and tennis, and helps maintain the athletic department web site, Hogwired.com. He also supervises UA's student staff, assists in the coordination

of photography and serves on the Razorback Image Enhancement Committee.

Joining the staff just prior to the start of basketball practice in October of 2000, Edwards spent 10 years, five as an assistant and five as the SID, at Louisiana-Monroe, formerly Northeast Louisiana University.

As SID, Edwards handled all publicity for football and men's basketball while overseeing a 17-sport athletic department. His appointment to SID coincided with the school's elevation from I-AA football status to I-A in 1994.

Before moving to Fayetteville, he spent just under two years as the executive/financial communication coordinator at CenturyTel, Inc., a telecommunications company headquartered in Monroe, La. He wrote copy for and assisted in the production of the company's annual report and three employee publications, helped coordinate the release of earnings and quarterly reports, served on the acquisition and Y2K teams, and helped coordinate the shareholder's meeting.

Edwards worked the 1993 men's Final Four in New Orleans and supervised the stat crew at the Independence Bowl from 1992 to 1997. His releases, media guides and game programs have earned awards from the College Sports Information Directors of America and the Louisiana Sports Writers Association, including the 2003 national "Story of the Year" award from CoSIDA and the 2003-04 *Game Day* basketball program which was judged second-best in the nation. He is a member of CoSIDA, the Basketball Writers Association of America and the Football Writers Association of America.

The Pearl, Miss., native worked as a graduate assistant for two years in the SID office at ULM before spending a year as a sports writer at the Lake Charles (La.) *American Press*.

A 1986 graduate of Southern Mississippi with a bachelor's in journalism, he received his master's in communication from ULM in 1988.

Edwards is married to Apryl, a Springdale High School English teacher, and they have three girls, Aubrey, eight, Cara, seven, and Josie, three.

## DR. CANDY ERBE

### Career Development Coordinator

Dr. Candy Erbe is in her seventh year as career development coordinator. Her responsibilities include the career development program, which assists student-athletes in exploring career options, choosing a major, gathering information about professional opportunities within their selected major and securing summer internships.

She coordinates workshops on resume writing, interview skills and business etiquette. She also

assists student-athletes in their employment search after graduation. Erbe is responsible for the Razorback Career Connection program, which utilizes a network of former Razorbacks and other community members to provide information and employment opportunities to Razorback student-athletes.

Before joining the Athletic Department in October 1997, Erbe served as a cooperative education program coordinator in Career Services where she worked with the College of Business Administration. Prior to that, she was an instructor in the Department of Vocational Education in the College of Education at the University of Arkansas.

Erbe earned her bachelor's degree in university studies from the University of New Mexico. She earned a master's, specialist and doctoral degree in vocational education from the University of Arkansas.



Erbe has two grown sons. Chris lives in Springdale, as does her other son, Jonathan, with his wife Jodi and two sons, Corey and Josh.



### **BOB GRANT** Assistant Sports Information Director

**B**ob Grant is entering his fourth year as assistant sports information director. He joined the staff on Sept. 5 of 2001.

The primary contact for UA's baseball program, which is coming off a College World Series appearance, Grant also assists in the publicity of the Razorback football program and serves as the printing coordinator for men's athletics. He is also the editor of *Game Day*, Arkansas' official football game program, and assists in the operation of the department's official web site, Hogwired.com.

Grant moved to Arkansas after working as an intern at Auburn University for one year and working another year at Ole Miss. While at Auburn, he was editor of the *Auburn Football Illustrated* game program, which was voted "Best in the Nation" by the College Sports Information Directors of America in 2001. Grant served as the primary contact for softball, men's and women's tennis, and gymnastics.

In his year at Ole Miss, Grant was the primary contact for softball and soccer while also assisting in the day-to-day responsibilities with football.

Born Dec. 17, 1972, Grant earned his bachelor's in journalism from Auburn in 1998.



### **TIMOTHY GUNTER** Razorback Marching Band Director

**T**imothy Gunter is the director of athletic bands and assistant professor of music at Arkansas, where he is responsible for the day-to-day operations of the total band program. He serves as the director of the Razorback Marching Band and the Hogwild Basketball Pep Band, and is the conductor of the UA Symphonic Band. Gunter also teaches courses for music education majors, helps supervise student teachers, is the faculty advisor for Tau Beta Sigma and leads the recruiting efforts for the band division of the Music Department.

A native of Hope, Ark., Gunter has 24 years of teaching experience at all levels of instrumental music, including seven years at Woodland Junior High School in Fayetteville. His last position was at Rutgers University in New Brunswick, N.J., where he served as the associate director of bands and director of athletic bands. He was director of the RU Scarlet Knights Marching Band and the basketball pep bands, conductor of the University Concert Band, associate conductor of the RU Wind Ensemble, instructor of the marching band techniques course and helped supervise student teachers.

Gunter earned both of his degrees from Arkansas, a BSE in music education in 1979 and a master's of music in conducting in 1993, while serving as a graduate assistant. He has served as a clinician and adjudicator throughout the south and north-east, including stops in Arkansas, Oklahoma, Missouri, Texas, Louisiana, Tennessee, South Carolina, New Jersey, Pennsylvania, Virginia, New York and Connecticut.

He is affiliated with several professional and honorary organizations, including Phi Beta Mu Bandmasters Fraternity, National Bandmasters Association, Arkansas Bandmasters Association, Arkansas School Band and Orchestra Association, Music Educators National Conference, College Band Directors National Association, Phi Mu Alpha Sinfonia, Kappa Kappa Psi, Tau Beta Sigma and Pi Kappa Lambda.

He is currently vice president of the state chapter of Phi Beta Mu and state chairperson of the National Band Association.



### **FLINT HARRIS** Academic Counselor

**F**lint Harris is beginning his first year as a full-time academic counselor, but he joined the staff after working more than two years as a graduate assistant in the Bob and Marilyn Bogle Academic Center.

In his full-time position, Harris monitors the academic progress of student-athletes in track, baseball and tennis. He conducts weekly meetings with each athlete, e-mails their professors and coaches, and monitors their class schedules. During the

2003-04 academic year, Harris helped guide the track and tennis teams to the two highest team grade point averages on campus.

Harris, who worked in the student life and academic support office as a graduate assistant from February 2002 until becoming a full-time staff member in August, graduated with honors from the University of Arkansas in 2002 with a bachelor's in education. He received his master's with an emphasis in sports management in 2003 and is currently working on a doctorate in adult education.

Harris graduate from Oakridge High School in Arlington, Texas, in 1998. He is married to the former Rebekah Clemons of North Little Rock.



### **RODGER HUNTER** Student Life Coordinator

**R**odger Hunter is in his fifth year at Arkansas after becoming UA's student life coordinator on Oct. 31, 2000.

Hunter serves as a liaison with the departments of financial aid and residence life in assisting student-athletes with applications, federal aid, scholarship money, housing and meal plan contracts, and dorm assignments, and he helps develop programs which assist in their personal development.


As an administrator of the CHAMPS/Life Skills program, he coordinates programs which will benefit student-athletes in several areas, including values clarification, understanding diversity, personal health, developing self-esteem, stress management, interpersonal communication, media relations, financial planning, sports agents, alcohol and drug education, gambling and social development. He also provides UA's student-athletes with community service opportunities.

Hunter, who played football at Oklahoma State from 1977-78 before transferring to Arkansas State and earning his bachelor's in broadcasting, came to Arkansas after working as an outreach coordinator at Freedom House, a drug and alcohol treatment center in Russellville, Ark., for four years. His duties included serving as a facility manager, detox specialist, and a residential and outpatient counselor.

He was named the 1998 Arkansas Counselor of the Year. He currently serves as the contact person for coaches and student-athletes for all judicial issues and assists with the recruitment of prospective student-athletes on recruiting weekends and when prospective recruits are on campus.

An all-state performer in football and basketball as a senior at North Little Rock Ole Main High School, he made the USFL's Memphis Showboats in 1983 but was released before the first game.

Hunter has four grown children. Justin Slaughter, his youngest, is a member of the Razorback football team.



### **BRENT LALE** Assistant Strength and Conditioning Coach

**I**n his fifth year as assistant strength and conditioning coach, Brent Lale teams with Don Decker to coordinate the Razorbacks' strength and conditioning program. He is familiar with the Razorback program after stints as a student assistant and a graduate assistant prior to his hiring as Decker's top assistant.

His primary responsibilities include assisting with football strength and conditioning while heading up the regimen for the baseball squad. He traveled with the baseball team last season as the Razorbacks reached the College World Series.

Lale returned to Arkansas after serving as the head strength and conditioning coach for a year at the University of Arkansas-Little Rock. At UALR, Lale oversaw weight and conditioning programs for 16 Division I sports. He also developed nutritional programs for the various squads.

A native of Fort Smith, Lale first served two years as a student trainer working primarily with football, and track and field under the guidance of Razorback head trainer Dean Weber. In his two-and-a-half years as a graduate assistant in the weight room, he worked closely with the Razorback basketball team, including the 1999 squad that advanced to the second round of the NCAA Tournament. In 2001, the basketball team returned to the NCAA Tournament. He has also been a part of football squads that played in the 1995 CarQuest Bowl, the 1999 Florida Citrus Bowl, the 2000 Las Vegas Bowl, the 2002 Cotton Bowl, the 2002 Music City Bowl and the 2003 Independence Bowl.

Lale earned one degree from the University of Arkansas in exercise science in 1997 and is working on a master's in sports management. Lale is also certified as an Olympic lifting coach by the USA Weight Lifting Association and through the Collegiate Strength and Conditioning Coaches Association.

He has a daughter, Avory Adison, two.







### ERIC LINSON Assistant Trainer

**E**ric Linson is in his fourth year at Arkansas after joining the UA athletic training staff on May 14, 2001. He works primarily with football.

This past summer, he was named the state's athletic trainer of the year by the Arkansas Athletic Trainers Association.

A 1998 graduate of Arkansas, he returned to Fayetteville after working three years as an athletic trainer and public relations coordinator at The River Valley Sports Medicine clinic in Fort Smith, Ark. He worked with physicians and orthopedic surgeons at the River Valley Orthopaedic Center in the care of patients.

While working at the clinic, he also served as athletic trainer at the University of Arkansas at Fort Smith, working primarily with volleyball, men's and women's basketball, and baseball.

The 1991 graduate of Fort Smith Northside High School worked as a student athletic trainer under UA head trainer Dean Weber while earning his bachelor's in zoology.

In 1994, he was the first student president of the Arkansas Athletic Trainers' Association. In 2002, he was honored by the National Athletic Trainers' Association for outstanding public relations efforts during 2001.

Linson got his start in athletic training at the Parker Orthopaedic, Spine and Sports Medicine clinic in Van Buren, working during the summers of 1990-92.



### JUSTIN MALAND Athletic Facilities Operations Manager

**A** native of Harrison, Ark., Justin Maland is in his fourth year as Arkansas' athletic facilities operations manager.

In his position, Maland assists with all areas of facility management, including planning, scheduling, record keeping and special events management for all athletic department activities. His duties also include managing the custodial and maintenance staffs, monitoring expenditures, planning preventive maintenance services, establishing a system for economic utility management, documenting records necessary to maintain warranties on athletic facility systems and assisting in establishing operating budgets. He also assists with a variety of facility projects and renovations in the athletic department, including the recent renovations and expansion of Baum Stadium.

Maland was a catcher at Hendrix College where he earned his business economics degree with an emphasis in computer studies in 1999 before coming to Arkansas and serving two years with the Arkansas baseball program as a graduate administrative assistant. He went on to earn his master's degree in sports management in July of 2001.

Maland, 27, is married to the former Sarah Parnell of Booneville.



### JEAN NAIL Spirit Group Coordinator

**I**n her 23rd year as spirit group coordinator for the Razorbacks is Jean Nail. She coordinates the selection and performance schedule of the Razorback cheerleaders, pom squad, RBI girls and mascots.

As coordinator of the spirit groups and the Razorback mascots, Nail paces her student spirit leaders through daily practices in preparation for Arkansas football, basketball and baseball events. The groups also appear at various university functions throughout the year and are active in summer camp seminars and competitions. Under her direction, the Razorback spirit groups have won numerous competitive awards and will compete in both cheerleading and dance team national competitions this fall.

Nail is married to Mike Nail, the play-by-play "Voice of the Basketball Razorbacks" for the last 23 seasons. Nail received her bachelor's in 1986 and master's in 1987 in education from Arkansas.

Jean and Mike have two daughters, Michelle (Mrs. Doug) Kehn and Elsa (Mrs. Scott) Salrin and are the proud grandparents of John Michael Kehn, nine, and Aubrey Ann Kehn, six.



### DONITA RITCHIE Associate for Administration

**S**ince 1979, Donita Ritchie has served as associate for administration to Athletic Director Frank Broyles with the exception of a year-and-a-half absence during which she lived in Austin, Texas, where she was executive assistant to the senior partner and executive vice president of one of the most prestigious architectural firms in Texas.

A 1968 graduate of the University of Arkansas, Ritchie received the senior scholar award as the top honor graduate of the College of Education.

Ritchie is in charge of assisting the athletic director in the daily operation of the athletic department as well as serving in a public relations capacity. She plays a key role in the department's communication with leaders of athletics and business communities throughout the state and nation. Additionally, under Ritchie's direction is the coordination and scheduling of the university's flight department. She also coordinates the selection of furnishings and décor for the athletic offices and facilities.

Ritchie and her husband Buddy have four sons, Will and Winston Hubbard, and Steve and Mike Ritchie. Will and his wife Emily call the Hogs in the north Dallas area along with Winston and his wife Vicki, and their two junior cheerleaders – Jessi, eight, and Reagan, five. Steve and his wife Dee Ann live in Rogers and Mike is an academic coordinator at Arkansas.



### MIKE RITCHIE Academic Counselor

**I**n his second stint at Arkansas, Mike Ritchie rejoined the student life and academic support staff this year after spending the 2003-04 year at East Carolina as director of football operations.

Before going to ECU, he was an academic counselor at UA for four years. He first joined the staff in 1999 after working as the head men's basketball coach at Arkansas-Monticello.

As a counselor, he provides resources and assists student-athletes in their pursuit of a degree. He also works as a liaison between student-athletes and faculty members as well as assisting with on-campus recruiting visits.

Ritchie began his career in collegiate athletics at his alma mater, Arkansas Tech, where he served as a women's assistant basketball coach for four seasons. During his tenure, the Golden Suns won the 1991 NAAIA national title.

He was the women's basketball head coach at Hendrix College for two years and was named the 1994 Southern Collegiate Athletic Conference Coach of the Year. He was also an assistant at Arkansas State for a year while working as a physical education instructor at the university.

Named women's head basketball coach at Christian Brothers University in 1995, he coached two seasons at the Memphis, Tenn., school, guiding his teams to back-to-back runner-up finishes in the NAAIA Southeast Region. His 16-victory inaugural season was the most wins at the school in 12 years and helped him earn the first of two Tennessee Collegiate Athletic Conference (TCAC) Coach of the Year honors.

He served one season as the women's associate head coach at Arkansas-Monticello before taking over the men's program in 1998. Inheriting a team that had won a total of nine games in the three previous seasons, Ritchie led the Boll Weevils to nine wins and a spot in their first Gulf South Conference Tournament. His squad responded with an upset of top-seeded host Lincoln Memorial.

Ritchie earned a pair of degrees in health and physical education from Arkansas Tech with a bachelor's in 1991 and a master's in 1993. He is currently pursuing a doctorate in adult and vocational education at UA.



### MARK SCOBEY Ticket Manager

**C**harged with the supervision of ticket operations for all University of Arkansas men's athletic department-related sporting events, Mark Scobey is in his 28th season with the Razorbacks.

During his tenure at the University of Arkansas, Scobey has assisted with ticket sales for a wide assortment of events on the Fayetteville campus, including SEC and NCAA hosted championship events in



baseball, tennis and track. He has also been affiliated with 19 postseason football bowl games, the 1995 & 2002 SEC football championship game, and 21 postseason basketball tournament teams, including the 1978, 1990, 1994, & 1995 Final Four clubs.

In December 2002, Scobey worked with Paciolan Systems, Inc., as the project manager for a major software upgrade of the athletic department ticketing system. The addition of on-line ticket sales is now 35% of ticket volume and has given the ticket office staff more time for customer service.

Scobey joined the UA athletic staff in 1977 as an assistant athletic ticket manager and became ticket manager in 1983.

A native of Warren, Ark., Scobey lives in historic Eureka Springs.



### **KERRY SHEPARD** Director of Guest Services

**W**ith the expansion and renovation of Donald W. Reynolds Razorback Stadium prior to the 2001 season, Kerry Shepard was hired on June 4 of that year as the university's first director of guest services.

Shepard, a 1994 journalism graduate of Oklahoma State, is in her fourth year supervising event service and operation activities in the premium seating areas of the stadium, and managing event staff.

She joined the Arkansas staff after working as the director of marketing/promotions and game operations at Oklahoma State from 1995-2001. After earning her bachelor's from OSU, she was a traveling consultant for Pi Beta Phi for a year.

A 1990 graduate of Edmond (Okla.) Memorial High School, she is married to Thad, a 1996 Arkansas graduate.



### **JASON SUITT** Marketing Coordinator

**J**ason Suitt is in his fourth year as marketing coordinator but his sixth year overall in the marketing office after working his first two years as an intern.

A 1998 graduate of South Carolina with a bachelor's in sports administration, Suitt coordinates game program advertisement sales, assists in game management and promotional material design, helps maintain the athletic department's web site, Hogwired.com, coordinates the SBC Trough tailgating area and serves

as assistant general manager of the Razorback Baseball Radio Network.

Prior to joining UA's staff, he worked as an intern in the marketing and sports information offices at The Citadel in Charleston, S.C.

Suitt is a 1994 graduate of Sumter (S.C.) High School, where he lettered in baseball. He is engaged to Laura Hulett of Newport, Ark., and they will be married in October.



### **MARK TAYLOR** Assistant Equipment Manager

**C**ontinuity has been a feature of Arkansas' equipment department with a combined 27 years of experience between manager Tim Cheney and assistant equipment manager Mark Taylor.

Taylor is in his 14th year while Cheney is in his 15th season with the Razorbacks.

Taylor joined the athletic department in 1991 after serving in the equipment room at Nicholls State University in Thibodaux, La. He has made

eight bowl trips with the Razorbacks, including the 1991 Independence Bowl, the 1995 CarQuest Bowl, the 1999 Florida Citrus Bowl, the 2000 Cotton Bowl, the 2000 Las Vegas Bowl, the 2002 Cotton Bowl, the 2002 Music City Bowl and the 2003 Independence Bowl.

An all-district football and basketball player at Harmony Grove High School in Camden, Taylor worked in the equipment room at Ouachita Baptist for four years while working on his degree. He graduated from high school in 1983 and earned his degree in health and physical education from Ouachita in 1988.

He spent his first year out of college in private business before accepting a position at Nicholls State. He earned his master's degree in education and supervision from Nicholls State while working for the equipment department.

Taylor and his wife, Kim, have two daughters, Anna, 10, and Abby, six.



### **FRED VORSANGER** Walton Arena Manager

**M**anaging Bud Walton Arena is a full-time job that requires a capable person to handle the many complexities and intricacies associated with operating a 19,200-seat arena. Fred Vorsanger assumed that responsibility when he accepted Frank Broyles' invitation in 1992 to become the first manager of Bud Walton Arena. Vorsanger is entering his 13th year in that position.

In conjunction with the athletic department and outside users, he oversees all arena special events and activities. Customer service responsibilities include responding to the needs of 35 private suite holders and all season ticket holders. He is also responsible for the building's mechanical operations and preventative maintenance.

A veteran of higher education, a long-time employee of the university, a friend of the Razorbacks and a vice-president emeritus of the University of Arkansas, Vorsanger's name is listed as director on the letterhead of many area firms and organizations. He is a director of McLroy Bank and Trust, and was a director of Tyson Foods, Inc., from 1977 to 2001, and is a director and chairman of Ozark Guidance Foundation, a member of the Northwest Arkansas Business Council, an advising director of Habitat for Humanity and a trustee of the Council on Aging Foundation. He is currently chairman of the Area Health Education Center Advisory Board. He is a member of the Board of Directors of the American Heart Association and was named citizen of the year in 2003.

A former alderman and Mayor of the city of Fayetteville, Vorsanger continues to be active in civic affairs. A Rotarian for 35 years, he served in 1997 as Governor for District 6110 covering parts of Arkansas, Oklahoma, Kansas and Missouri. The Arkansas Alumni Association honored him at Homecoming in 1998 by naming him an honorary alumnus of the university. He also serves on the university steering committee for the Campaign for the 21st Century, and is co-chair of the North Arkansas Region.

A native of Calumet City, Ill., Vorsanger received his bachelor's degree in business administration from Indiana University. He earned an MBA from George Washington University and did advanced study at the University of Arkansas. Vorsanger and his wife, Doreen, have three children and five grandchildren.



### **DEAN WEBER** Director of Athletic Training

**D**irector of Athletic Training Dean Weber is truly the dean of the football department. Other than Athletic Director Frank Broyles, Weber has been associated with UA football longer than anyone else. The 2004 football season is his 32nd with the Razorbacks.

Weber's duties include serving as head trainer for the football Hogs, overseeing operations in the training room, administration, coordinating the complex travel schedule and details associated with

Arkansas' football team and organizing the 140-plus team travel party's travel and nutritional needs while away from campus.

A 1998 inductee into the Arkansas Athletic Trainers' Association Hall of Fame and a 2000 inductee into the UA Sports Hall of Honor, Weber was the trainer for the United States Olympic Team at the 1984 games. He has served on the training staff at three National Sports Festivals.

Also a member of the Southwest Athletic Trainers' Association Hall of Fame, he is noted for his work with athletic shoes as they apply to playing surfaces and his research on turf toe injuries. In 1998, Weber and former assistant Kevin Pitts were recognized by the Arkansas Athletic Trainers' Association as the state's Athletic Trainers of the Year.

Weber joined the Arkansas staff in March 1973, after serving as assistant trainer at North Carolina. He worked for the Tar Heels for five years before moving to Fayetteville.

His career as an athletic trainer began in high school at Fairfax, Va. He continued in his college days at Bridgewater (Va.) College, where he graduated in 1967 with a bachelor of arts degree.

He has participated in 24 bowl games as a trainer, including every Razorback bowl game since the 1976 Cotton Bowl. In addition, Weber has twice been on the training staff at the Japan Bowl and he worked with teams that went to the NCAA Final Four twice while he was at North Carolina.

Weber has two children, Matt and Ben, and nine grandchildren, Drew, Taylor, Taylor, Caleb, Spencer, Abby, Kendall Nicole, Mason and Emily.



## STEPHANIE WETZEL

### Assistant Sports Information Director

Stephanie Wetzel is in her second year as assistant sports information director. She joined the staff on a full-time basis in July of 2003 after working for 16 months as an intern.

As an assistant, Wetzel serves as the primary media contact for the 39-time national championship cross country and track and field programs, as well as the golf team. She was the assistant media director for the 2003 and 2004 NCAA Indoor Track

and Field Championships. Wetzel also serves on the Razorback Image Enhancement Committee, and is a member of the College Sports Information Directors of America (CoSIDA) and the Track and Field Writers of America (TAFWA).

In addition, she also oversees tennis and assists in the day-to-day responsibilities with football.

Prior to working for the athletic department, Wetzel was the public relations director for Lewis and Clark Outfitters in Springdale, Ark., and the sports editorial assistant for the Northwest Bureau of the *Arkansas Democrat-Gazette* in 2001.

Wetzel, a native of Springfield, Mo., is a 2001 graduate of the University of Arkansas. She earned a bachelor's degree in journalism and is a former Razorback Belle.

# THE RAZORBACK FOUNDATION

## CHUCK DICUS

### Razorback Foundation President

Former Razorback All-American receiver Chuck Dicus is in his 14th year as President of The Razorback Foundation, Inc. He joined the Foundation after working in the investment business in Little Rock.

As president, Dicus heads up the all-important effort of fund-raising for the Foundation. Those funds help the Razorbacks maintain a position among the nation's elite collegiate athletic programs.

A two-time All-American (1969 and 1970), Dicus finished his career with 118 receptions for 1,854 yards and 16 touchdowns.

He was the most valuable player of the 1969 Sugar Bowl when his 12 catches for 169 yards and a touchdown helped the Razorbacks defeat previously unbeaten Georgia, 16-2.

He earned his undergraduate degree in business from Arkansas in 1971 and was drafted by the San Diego Chargers. He spent two years with San Diego and one with the Pittsburgh Steelers before leaving pro football.

His football achievements landed him a spot in the Razorback Hall of Honor, on the Arkansas All-Century football team and in the Arkansas Sports Hall of Fame. In 2000, he was enshrined into the National Football Foundation College Hall of Fame.

Dicus and his wife, Cathy, live in Fayetteville. He has three sons, Neal, and twins, Charles and Jonathan.

in a 1998 survey by Baseball America. The \$8.9 million home of the Razorbacks was made possible by generous donations from the Charlie Baum and Willard & Pat Walker families.

DeBriyn and his wife, the former Caroline Mock of Honolulu, Hawaii, have been married for 33 years. They have two sons, Todd and Marty, and one daughter, Carrie Jo.

## HAROLD HORTON

### Vice President

In his seventh year as vice president of the Razorback Foundation is Harold Horton. He has played, coached and served as an administrator in the UA Athletic Department for nearly half his life.

Horton moved to the foundation from his position as director of football operations, a title he held for four years, after serving as recruiting coordinator for the four previous years. In his capacity with The Razorback Foundation, Inc., he has continued to serve as executive director of the Razorback A Club (former letter winners).

A member of the Arkansas Sports Hall of Fame, the University of Arkansas Sports Hall of Honor and the University of Central Arkansas Sports Hall of Fame, he is a native of DeWitt. He played on Frank Broyles' first three Southwest Conference championship teams at Arkansas, lettering in 1959, 1960 and 1961, and played in the Gator, Cotton and Sugar bowls. His teams combined for a 25-8 record. Horton was elected captain in 1961 in a vote of his teammates. In 2003, he received an Outstanding American Award presented by the College Football Foundation.

After earning his degree in physical education in 1962, Horton was the head football coach at Bald Knob (Ark.) and Forrest City (Ark.) high schools for three years each.

Broyles hired Horton as linebackers coach in 1968. He moved to the defensive line in 1977 and served in that capacity for four seasons under Lou Holtz.

Following the 1980 season he went into private business for a year but returned to football in 1981 when he became head coach at Central Arkansas. His teams were 74-12-5, won two national championships and qualified for the NAIA playoffs six times. The 1983, 1987 and 1988 clubs were all undefeated at 10-0. He was named NAIA National Coach of the Year in 1983.

In 1999, Anthony Lucas was the first recipient of the Harold Horton Award recognizing excellence on the field and in the classroom.

Horton and his wife, Betty, have two children. Their son Tim, an assistant football coach at the Air Force Academy and a former Razorback wide receiver, is married. He and his wife, Lauren, have a daughter, Caroline, and a son, William Jackson. Their daughter, Holly (Mrs. Brian Banister), has two sons, Bentley and Barrett, and a daughter, Charlotte.

## NORM DeBRIYN

### Vice President

After spending 33 years as head coach of the Razorback baseball team, Norm DeBriyn switched playing fields in 2002 and is now in his third year as vice president of the Razorback Foundation.

DeBriyn stepped down as head coach following the 2002 season in which he guided the Razorbacks to the program's first-ever NCAA Super Regional appearance. In 33 years as head coach, DeBriyn amassed a record of 1,161-650-6, which ranked him

as the 14th-winningest coach in Division I history.

A native of Ashland, Wis., he guided the Razorbacks to four NCAA College World Series appearances, 15 NCAA postseason berths and three conference championships. DeBriyn earned six Southwest Conference Coach of the Year awards and one Southeastern Conference Coach of the Year honor.

Despite the mind-boggling numbers, the biggest testament to DeBriyn's contribution to the Razorback baseball program stands less than a half-mile from the Arkansas campus.


Baum Stadium at George Cole Field was named college baseball's best facility



Rashard Sullivan and the Razorbacks have four games scheduled for national television this season.



An All-SEC selection and the league's eighth-leading scorer as a sophomore, Jonathon Modica will draw a crowd again this year.



The schedule for Eric Ferguson and the Hogs includes nine games against NCAA Tournament teams and at least six more against NIT squads from last year.

**OPPONENTS** .....110  
**THE SOUTHEASTERN CONFERENCE** .....118  
**UA'S SEC LEADERS** .....119  
**SEC TOURNAMENT** .....120



# THE OPPONENTS



## MEN'S 'ST. JOHN' DIVISION

GAME	VISITING TEAM	HOME TEAM
Game #1 - Nov. 19 4:30 p.m.	Austin Peay	Saint Louis
Game #2 - Nov. 20 4:30 p.m.	Eastern Michigan	Austin Peay
Game #3 - Nov. 21 4:30 p.m.	Saint Louis	Eastern Michigan

## MEN'S 'ST. THOMAS' DIVISION

GAME	VISITING TEAM	HOME TEAM
Game #1 - Nov. 19 7 p.m.	Winthrop	Arkansas
Game #2 - Nov. 20 7 p.m.	Troy University	Winthrop
Game #3 - Nov. 21 7 p.m.	Arkansas	Troy University

## CHAMPIONSHIP ROUND

GAME	VISITING TEAM	HOME TEAM
Game #1 - Nov. 22 2 p.m.	#3 Team	#3 Team
Game #2 - Nov. 22 4:30 p.m.	St. John Division	St. Thomas Division
Game #3 - Nov. 22 7 p.m.	#1 Team	#1 Team

Tie breakers for determining opponents for the championship round if 3 teams are tied:

- Once one team has been eliminated, it goes back to head-to-head
- Net margin in all games
- Most 3 pointers in all games
- Total points in all games
- Most field goals in all games

Note: All times are Central

## WINTHROP

NOV. 19 ST. THOMAS, U.S. VIRGIN ISLANDS 7 p.m.

### GENERAL INFORMATION

Location: Rock Hill, S.C.  
Enrollment: 6,600  
Nickname: Eagles  
Conference: Big South  
Colors: Garnet and Gold  
Arena: Winthrop Coliseum (6,100)  
President: Dr. Anthony J. DiGiorgio  
Athletic Director: Tom Hickman

### COACHING STAFF

Head Coach: Gregg Marshall  
Record at School (Years): 115-64 (6)  
Career Record (Years): Same  
Office Phone: (803) 323-2129 ext. 6221  
Assistants: Randy Peele, Paul Molinari, Earl Grant

### TEAM INFORMATION

2003-04 Record: 16-12  
Conference Record (Finish): 10-6 (3rd)  
Postseason: na  
Final Ranking: na  
Starters Returning/Lost: 3/2  
Lettermen Returning/Lost: 8/6  
Key Losses: Tyrone Walker (12.9 ppg/7.8 rpg), Marcus Cooke (11.7 ppg/3.8 rpg), Ivan Jenkins (9.0 ppg/2.3 rpg)  
Key Returns: 6-6 Jr. F James Shuler (8.7 ppg/3.8 rpg), 6-5 So. G Torrell Martin (8.4 ppg/2.9 rpg), 6-8 Jr. C Billy Houston (7.0 ppg/4.0 rpg)

### MEDIA RELATIONS

Basketball SID: Jack Frost  
Office Phone: (803) 323-2129 ext. 6245  
Home Phone: (803) 366-9401  
E-Mail: frostj@winthrop.edu  
Office Fax: (803) 323-2433  
Press Row Phone: (803) 323-2156  
Web Site: www.winthropeagles.com

### GAME NOTES

> One of Winthrop's 16 wins last season was an 80-60 victory at Georgia.  
> Other than games in the preseason NIT (2002) and the John Thompson Foundation Challenge Classic (2001), both played at Fayetteville, this is the first regular-season tournament game for UA since the Big Island Invitational at Hilo, Hawaii, in 2000.



Head Coach  
Gregg Marshall

## TROY

NOV. 21 ST. THOMAS, U.S. VIRGIN ISLANDS 7 p.m.

### GENERAL INFORMATION

Location: Troy, Ala.  
Enrollment: 23,000  
Nickname: Trojans  
Conference: Atlantic Sun  
Colors: Cardinal, Silver and Black  
Arena: Trojan Arena (4,000)  
President: Dr. Jack Hawkins, Jr.  
Athletic Director: Johnny Williams

### COACHING STAFF

Head Coach: Don Maestri  
Record at School (Years): 385-244 (23)  
Career Record (Years): Same  
Office Phone: (334) 670-3685  
Assistants: David Felix, Anthony Sewell, Mike Floyd

### TEAM INFORMATION

2003-04 Record: 24-7  
Conference Record (Finish): 18-2 (1st)  
Postseason: NIT (0-1)  
Final Ranking: na  
Starters Returning/Lost: 0/5  
Lettermen Returning/Lost: 7/5  
Key Losses: G Greg Davis (15.5 ppg/8.3 rpg), C Rob Lewin (15.4 ppg/8.0 rpg)  
Key Returns: 6-7 Sr. F Ryan Heck (8.0 ppg/3.2 rpg), 6-7 Sr. F/C Eddie Baker (6.8 ppg/3.6 rpg), 6-5 Sr. F Corey Hornsby (5.5 ppg/3.2 rpg)

### MEDIA RELATIONS

Basketball SID: Josh Underwood  
Office Phone: (334) 670-5655  
Home Phone: (334) 434-9150  
E-Mail: junderwood1384@troystate.edu  
Office Fax: (334) 670-5665  
Press Row Phone: (334) 670-3229  
Web Site: www.troystate.com

### GAME NOTES

> In the last meeting with Troy, Dec. 3, 2002, the Trojans recorded a 74-66 win at Fayetteville. Eddie Baker had two points and three rebounds for Troy. For UA, Eric Ferguson had 15 points and six assists, Jonathon Modica 10 points and six rebounds, and Michael Jones five points. Rashard Sullivan played but had no points or rebounds.  
> Troy won the Atlantic Sun regular season title last year and lost in the first round of the NIT to Niagara, 87-83.



Head Coach  
Don Maestri

## POSSIBLE CHAMPIONSHIP ROUND OPPONENTS

### AUSTIN PEAY

NOV. 22 U.S. VIRGIN ISLANDS TBA

### GENERAL INFORMATION

Location: Clarksville, Tenn.  
Enrollment: 8,000  
Nickname: Governors  
Conference: Ohio Valley  
Colors: Red and White  
Arena: Dunn Center (9,000)  
President: Dr. Sherry Hoppe  
Athletic Director: Dave Loos

### COACHING STAFF

Head Coach: Dave Loos  
Record at School (Years): 220-191 (14)  
Career Record (Years): 302-244 (18)  
Office Phone: (931) 221-7904  
Assistants: Tony Collins, Scott Combs, David Midlick

### TEAM INFORMATION

2003-04 Record: 22-10  
Conference Record (Finish): 13-3 (T1st)  
Postseason: NIT (1-1)  
Final Ranking: na  
Starters Returning/Lost: 1/4  
Lettermen Returning/Lost: 8/5  
Key Losses: G Corey Gipson (7.0 ppg/1.9 rpg), F Adrian Henning (13.7 ppg/6.3 rpg), C Josh Lewis (9.6 ppg/7.4 rpg)  
Top Returns: 6-2 Sr. F Anthony Davis (12.8 ppg/4.3 rpg), 6-1 Jr. G Maurice Hampton (6.5 ppg/2.1 rpg), 6-9 Jr. F-C Zac Schlieder (4.3 ppg/3.0 rpg)

### MEDIA RELATIONS

Basketball SID: Brad Kirtley  
Office Phone: (931) 221-7561  
Home Phone: (931) 553-2845  
E-Mail: kirtleyb@apsu.edu  
Office Fax: (931) 221-7562  
Press Row Phone: (931) 221-7191  
Web Site: www.apsu.edu/letsgopeay

### GAME NOTES

> The teams have met just once with UA winning at home in 1984, 68-63.  
> In that game, UA radio analyst Joe Kleine had a team-high 20 points on seven-of-nine shooting.  
> Austin Peay won the Ohio Valley regular season title last year and lost in the second round of the NIT to George Mason, 66-60. The Governors were in the NCAA Tournament in 2003, losing to Louisville in the first round, 86-64.



Head Coach  
Dave Loos

### EASTERN MICHIGAN

NOV. 22 U.S. VIRGIN ISLANDS TBA

### GENERAL INFORMATION

Location: Ypsilanti, Mich.  
Enrollment: 25,000  
Nickname: Eagles  
Conference: Mid-American Conference  
Colors: Green and White  
Arena: Rynearson Stadium (30,200)  
President: Dr. Craig Willis  
Athletic Director: Dave Diles

### COACHING STAFF

Head Coach: Jim Boone  
Record at School (Years): 36-78 (5)  
Career Record (Years): 309-215 (19)  
Office Phone: (734) 487-2160  
Assistants: Glenn Gutierrez, Dave Pilipovich, Adrian Townsend

### TEAM INFORMATION

2003-04 Record: 13-15  
Conference Record (Finish): 7-11 (5th West)  
Postseason: na  
Final Ranking: na  
Starters Returning/Lost: 4/1  
Lettermen Returning/Lost: 9/3  
Key Losses: JaQuan Hart (10.5 ppg/3.2 rpg), James Douglas (5.5 ppg/2.3 rpg)  
Top Returns: 6-6 Sr. F Markus Austin (13.5 ppg/3.1 rpg), 6-8 Jr. F John Bowler (13.3 ppg/8.3 rpg), 6-9 Sr. F James Jackson (10.6 ppg/7.9 rpg)

### MEDIA RELATIONS

Basketball SID: Jim Streeter  
Office Phone: (734) 487-0317  
Home Phone: (734) 485-3221  
E-Mail: jim.streeter@emich.edu  
Office Fax: (734) 485-3840  
Press Row Phone: (734) 481-0014 and 0072  
Web Site: www.emich.edu/goegles

### GAME NOTES

> UA head coach Stan Heath played at Eastern Michigan, lettering in 1985, '86 and '87. Heath earned his bachelor's in social science in 1988 before earning a master's in sports administration from Wayne State in 1993.  
> This would be the first meeting between the two schools, but Heath is 1-0 against his alma mater with a win in 2002 when he was at Kent State.



Head Coach  
Jim Boone

### SAINT LOUIS

NOV. 22 U.S. VIRGIN ISLANDS TBA

### GENERAL INFORMATION

Location: St. Louis, Mo.  
Enrollment: 11,274  
Nickname: Billikens  
Conference: Conference USA  
Colors: Blue and White  
Arena: Savvis Center (20,000)  
President: Lawrence Biondi, SJ  
Athletic Director: Cheryl L. Levick

### COACHING STAFF

Head Coach: Brad Soderberg  
Record at School (Years): 35-27 (2)  
Career Record (Years): 166-100 (10)  
Office Phone: (314) 977-3170  
Assistants: Anthony Beane, Angres Thorpe, Jason Grunkemeyer

### TEAM INFORMATION

2003-04 Record: 19-13  
Conference Record (Finish): 9-7 (T6th)  
Postseason: NIT (1-1)  
Final Ranking: na  
Starters Returning/Lost: 3/2  
Lettermen Returning/Lost: 7/4  
Key Losses: Josh Fisher (11.7 ppg/4.3 rpg), Chris Sloan (9.7 ppg/4.8 rpg)  
Top Returns: 6-2 Sr. G Reggie Bryant (16.4 ppg/1.9 rpg), 6-9 Sr. C Tom Frericks (7.7 ppg/6.0 rpg), 6-9 Sr. F Izik Ohanon (7.2 ppg/2.8 rpg)

### MEDIA RELATIONS

Basketball SID: Doug McIlhagga  
Office Phone: (314) 977-3462  
Home Phone: (636) 939-3437  
E-Mail: mcilhadd@slu.edu  
Office Fax: (314) 977-7193  
Press Row Phone: (314) 589-5832  
Web Site: www.slubilikens.com

### GAME NOTES

> Despite being in neighboring states, this would be the second time in seven years UA and SLU went outside the continental U.S. to face each other. The last time the two played was 1998 in the Puerto Rico Classic at San Juan.  
> SLU is one of three teams in the Paradise Jam coming off an NIT season, joining Austin Peay and Troy.



Head Coach  
Brad Soderberg



**ALABAMA**

**AUBURN**

**FLORIDA**

JAN. 11 FAYETTEVILLE 8:05 p.m.   
 FEB. 16 TUSCALOOSA, ALA. 7 p.m.

JAN. 22 FAYETTEVILLE 1:05 p.m.   
 MARCH 5 AUBURN, ALA. 1 p.m.

JAN. 8 GAINESVILLE, FLA. 11 a.m.

**GENERAL INFORMATION**

Location: Tuscaloosa, Ala.  
 Enrollment: 20,333  
 Nickname: Crimson Tide  
 Conference: Southeastern (Western Division)  
 Colors: Crimson and White  
 Arena: Coleman Coliseum (15,316)  
 President: Dr. Robert E. Witt  
 Athletic Director: Mal Moore



Head Coach  
Mark Gottfried

**COACHING STAFF**

Head Coach: Mark Gottfried  
 Record at School (Years): 119-74 (6)  
 Career Record (Years): 187-99 (9)  
 Office Phone: (205) 348-4551  
 Assistants: Phillip Pearson, Orlando Early, Tom Asbury

**TEAM INFORMATION**

2003-04 Record: 20-13  
 Conference Record (Finish): 8-8 (T2nd West)  
 Postseason: NCAA (3-1)  
 Final Ranking: 17 (ESPN/USA Today)  
 Starters Returning/Lost: 4/1  
 Lettermen Returning/Lost: 7/4  
 Key Losses: Antoine Pettway (9.1 ppg/3.5 apg), Emmett Thomas (8.7 ppg/3.2 rpg)

**MEDIA RELATIONS**

Basketball SID: Becky Hopf  
 Office Phone: (205) 348-6084  
 Home Phone: (205) 343-9055  
 E-Mail: bhopf@ia.ua.edu  
 Office Fax: (205) 348-8841  
 Press Row Phone: (205) 348-6084  
 Web Site: www.rolltide.com, www.markgottfried.com

**GENERAL INFORMATION**

Location: Auburn, Ala.  
 Enrollment: 22,500  
 Nickname: Tigers  
 Conference: Southeastern (Western Division)  
 Colors: Burnt Orange and Navy Blue  
 Arena: Beard-Eaves Memorial Coliseum (10,500)  
 President/Chancellor: Dr. William F. Walker  
 Athletic Director: David House



Head Coach  
Jeff Lebo

**COACHING STAFF**

Head Coach: Jeff Lebo  
 Record at School (Years): First year  
 Career Record (Years): 115-63 (6)  
 Office Phone: (334) 844-9760  
 Assistants: John Cooper, Brandon Johnson, Dave Lebo

**TEAM INFORMATION**

2003-04 Record: 14-14  
 Conference Record (Finish): 5-11 (T4th-West)  
 Postseason: na  
 Final Ranking: na  
 Starters Returning/Lost: 3/2  
 Lettermen Returning/Lost: 6/9  
 Key Losses: Marco Killingsworth (13.7 ppg/6.9 rpg), Brandon Robinson (12.0 ppg/6.7 rpg), Kyle Davis (6.5 ppg/7.2 blocks)

**MEDIA RELATIONS**

Basketball SID: Chuck Gallina  
 Office Phone: (334) 844-9701  
 Home Phone: (334) 502-0929  
 E-Mail: gallica@auburn.edu  
 Office Fax: (334) 844-9701  
 Press Row Phone: (334) 844-1933 or 1935  
 Web Site: www.auburntigers.com

**GENERAL INFORMATION:**

Location: Gainesville, Fla.  
 Enrollment: 48,373  
 Nickname: Gators  
 Conference: Southeastern (Eastern Division)  
 Colors: Orange and Blue  
 Arena: Stephen C. O'Connell Center (12,000)  
 President: Dr. J. Bernard Machen  
 Athletic Director: Jeremy Foley



Head Coach  
Billy Donovan

**COACHING STAFF**

Head Coach: Billy Donovan  
 Record at School (Years): 169-84 (8)  
 Career Record (Years): 204-104 (10)  
 Office Phone: (352) 375-4683 ext. 4285  
 Assistants: Anthony Grant, Donnie Jones, Larry Shyatt

**TEAM INFORMATION**

2003-04 Record: 20-11  
 Conference Record (Finish): 9-7 (2nd East)  
 Postseason: NCAA (0-1)  
 Final Ranking: na  
 Starters Returning/Lost: 5/0  
 Lettermen Returning/Lost: 8/3  
 Key Losses: Bonell Colas (4.9 ppg/3.1 rpg)

**MEDIA RELATIONS**

Basketball SID: Fred Demarest  
 Office Phone: (352) 375-4683 (ext.6100)  
 Home Phone: (352) 271-3986  
 E-Mail: Fredd@gators.uaa.ufl.edu  
 Office Fax: (352) 375-4809  
 Press Row Phone: (352) 371-0281  
 Web Site: www.gatorzone.com

2004-05 ROSTER				
No.	Name	P./Ht./Wt./Cl.	Hometown	Pts./Reb.
1	Chuck Davis**	F/6-7/230/Jr.	Selma, Ala.	11.5/5.9
3	Kennedy Winston**	F/6-6/205/Jr.	Prichard, Ala.	17.1/5.5
4	Albert Weber	G/6-3/180/Fr.	Marrero, La.	
5	Earnest Shelton***	G/6-3/200/Sr.	Memphis, Tenn.	15.8/5.8
13	Lucky Williams**	G-F/6-5/210/Sr.	Lagos, Nigeria	0.3/0.7
20	LaKory Daniels	G/6-1/180/Fr.	Troy, Ala.	
21	Evan Brock**	F/6-8/200/Jr.	Roswell, Ga.	3.1/2.7
22	Ronald Steele	G/6-2/185/Fr.	Birmingham, Ala.	
23	Jean Felix	F/6-7/213/Jr.	Pointe-Norte (Congo)	
24	Jason Reese**	G/6-2/210/Sr.	Birmingham, Ala.	0.6/1.0
25	Glenn Miles	G/6-4/185/Fr.	Birmingham, Ala.	
32	Shawn Taylor	C/6-11/200/Fr.	Unadilla, Ga.	
33	Jermareo Davidson*	F/6-10/210/So.	Atlanta, Ga.	5.0/4.3
44	Justin Jonus	G-F/6-5/205/Fr.	Boaz, Ala.	
45	Akini Adkins	F/6-9/200/Fr.	Tallahassee, Fla.	

\* - letters earned

2004-05 ROSTER				
No.	Name	P./Ht./Wt./Cl.	Hometown	Pts./Reb.
1	Frank Tolbert	G/6-3/220/Fr.	River Falls, Ala.	
2	Daniel Hayles	G-F/6-5/215/Fr.	Mobile, Ala.	
3	Ian Young*	G/6-3/200/Sr.	Orlando, Fla.	10.0/2.3
5	Ryan Powers	G/6-4/180/Fr.	Arlington, Texas	
10	Troy Gaines**	G/6-1/185/Sr.	Tucson, Ariz.	3.8/0.8
12	Moses Edun*	G/6-6/195/So.	Ellenwood, Ga.	
15	Brett Howell	G/6-1/175/So.	Auburn, Ala.	
21	Quinnel Brown*	F/6-6/210/Sr.	Chicago, Ill.	7.1/3.0
23	Toney Douglas	G/6-1/190/Fr.	Jonesboro, Ga.	
24	Nathan Watson***	G/6-3/200/So.	Fort Payne, Ala.	7.5/2.7
33	Ronny LeMelle*	G/6-5/200/Sr.	Harrisburg, Pa.	6.0/2.1
35	Ryan Daniel	C/6-11/215/Fr.	Madison, Tenn.	

\* - letters earned

2004-05 ROSTER				
No.	Name	P./Ht./Wt./Cl.	Hometown	Pts./Reb.
1	Anthony Roberson**	G/6-1/180/Jr.	Saginaw, Mich.	17.9/3.0
2	Corey Brewer	G-F/6-8/183/Fr.	Portland, Texas	
3	Seth Haimovitch***	G/6-1/176/Sr.	Coral Springs, Fla.	0.0/0.0
4	Adrian Moss**	F/6-9/238/Jr.	Houston, Texas	6.8/4.6
10	Cornelius Ingram	G/6-5/215/Fr.	Hawthorne, Fla.	
11	Taurean Green	G/6-0/170/Fr.	Boca Raton, Fla.	
12	Lee Humphrey*	G/6-2/180/So.	Maryville, Tenn.	3.8/1.2
13	Joakim Noah	F-C/6-11/200/Fr.	New York, NY	
21	Mohamed Abukar*	F/6-10/200/So.	San Diego, Calif.	2.7/2.1
24	David Lee***	F/6-9/249/Sr.	St. Louis, Mo.	13.3/6.8
32	Chris Richard*	F/6-8/245/So.	Lakeland, Fla.	3.8/2.6
42	Al Horford	F/6-8/225/Fr.	Grand Ledge, Mich.	
44	Matt Walsh**	F/6-6/205/Jr.	Holland, Pa.	15.8/4.8

\* - letters earned

2004-05 SCHEDULE			
11/19	Western Carolina	1/26	*at Auburn
11/21	North Texas	1/29	*Georgia
11/21-27	^Great Alaska Shootout	2/5	*at Florida
12/1	East Tennessee State	2/9	*at Tennessee
12/1	at Charlotte	2/12	*Ole Miss
12/4	at Alabama State	2/16	*Arkansas
12/7	at Wisconsin	2/19	*South Carolina
12/11	Temple	2/22	*at LSU
12/18	Tennessee State	2/26	*Kentucky
12/22	Texas A&M-Corpus Christi	3/2	*Auburn
12/29	at Wisconsin	3/5	*at Mississippi State
1/1	New Orleans	3/10-13	*SEC Tournament
1/5	*at Vanderbilt		*-SEC game
1/8	*LSU		^-Anchorage, Alaska
1/11	*at Arkansas		≠-Atlanta, Ga.
1/18	*Mississippi State		
1/22	*at Ole Miss		

2004-05 SCHEDULE			
11/12	Lee University	1/26	*Alabama
11/19	at Temple	1/29	*Tennessee
11/19	at Temple	2/2	*at Ole Miss
11/22	Furman	2/5	*Mississippi State
11/24	Nicholls State	2/9	*at LSU
11/27	Louisiana Tech	2/12	*at South Carolina
11/30	Colorado State	2/16	*Vanderbilt
12/3	at Virginia	2/19	*at Georgia
12/5	Wofford	2/23	*at Kentucky
12/7	College of Charleston	2/26	*LSU
12/12	UNLV	3/2	*at Alabama
12/20-22	*San Juan Shootout	3/5	*Arkansas
12/30	Belmont	3/10-13	*SEC Tournament
1/5	*at Mississippi State		*-SEC game
1/12	*Florida		^-Guyanabo, Puerto Rico
1/15	*Ole Miss		≠-Atlanta, Ga.
1/22	*at Arkansas		

2004-05 SCHEDULE			
11/19	at Jacksonville Univ.	1/29	*South Carolina
11/23	Florida Atlantic	2/1	*at Mississippi State
11/27	%Providence	2/5	*Alabama
11/27	%Florida A&M	2/8	*at Kentucky
11/30	Miami	2/12	*Tennessee
12/4	Stetson	2/16	*Ole Miss
12/8	Louisville	2/19	*at LSU
12/11	Georgia Southern	2/23	*Vanderbilt
12/19	Eastern Kentucky	2/27	*at South Carolina
12/22	Sam Houston State	3/2	*at Georgia
12/29	at Florida State	3/6	*Kentucky
1/2	*Arkansas	3/10-13	*SEC Tournament
1/8	*at Auburn		*-SEC game
1/12	*at Vanderbilt		%-Orange Bowl Classic at Miami, Fla.
1/15	*Tennessee		≠-Atlanta, Ga.
1/19	*Georgia		
1/26			

**GAME NOTES**  
 > Arkansas leads the all-time series 21-17, but Alabama swept the season series last year.  
 > Entering the season, UA's last win over a top 10 team was Feb. 20, 2002, when the Hogs knocked off then-No. 5 Alabama, 67-59.  
 > The Alabama games are two of nine Arkansas plays this year against NCAA Tournament teams.

**GAME NOTES**  
 > Arkansas leads the all-time series 17-11.  
 > In last year's 74-52 home victory, Michael Jones made five of six three's against the Tigers. His .833 percentage is the second-best mark for an SEC game in school history.

**GAME NOTES**  
 > The series is tied 7-7 with Florida winning the last two.  
 > UA junior forward Rashard Sullivan is from Ft. Lauderdale, Fla.  
 > Ronnie Brewer had 23 points, seven rebounds, four assists and six steals in last year's 73-68 loss to the Gators.





# THE OPPONENTS

## GARDNER-WEBB

## GEORGIA

## HARTFORD

NOV. 27 FAYETTEVILLE 2:05 p.m.

FEB. 9 FAYETTEVILLE 7:05 p.m.



DEC. 23 FAYETTEVILLE 7:05 p.m.



### GENERAL INFORMATION

**Location:** Boiling Springs, N.C.  
**Enrollment:** 3,850  
**Nickname:** Runnin' Bulldogs  
**Conference:** Atlantic Sun  
**Colors:** Scarlet, Black and White  
**Arena:** Lutz-Yelton Convocation Center (5,000)  
**President:** Dr. Frank Campbell  
**Athletic Director:** Chuck Burch



Head Coach  
Rick Scruggs

### COACHING STAFF

**Head Coach:** Rick Scruggs  
**Record at School (Years):** 118-119 (9 years)  
**Career Record (Years):** 318-233 (19 years)  
**Office Phone:** na  
**Assistants:** Chris Holtmann, Tim Craft, Mike Netti

### TEAM INFORMATION

**2003-04 Record:** 9-20  
**Conference Record (Finish):** 6-14 (8th)  
**Postseason:** na  
**Final Ranking:** na  
**Starters Returning/Lost:** 3/2  
**Lettermen Returning/Lost:** 6/6  
**Key Losses:** Chris Wiggins (9.0 ppg/2.9 rpg), Tim Behrendorff (9.5 ppg/3.9 rpg), Brendan Clowry (7.0 ppg/5.9 rpg)

### MEDIA RELATIONS

**Basketball SID:** Marc Rabb  
**Office Phone:** (704) 406-4355  
**Home Phone:** (704) 434-7362  
**E-Mail:** mrabb@gardner-webb.edu  
**Office Fax:** (704) 406-3523  
**Press Row Phone:** (704) 974-3662  
**Web Site:** www.gwuports.com

### GENERAL INFORMATION

**Location:** Athens, Ga.  
**Enrollment:** 33,878  
**Nickname:** Bulldogs  
**Conference:** Southeastern (Eastern Division)  
**Colors:** Red and Black  
**Arena:** Stegeman Coliseum (10,523)  
**President:** Dr. Michael F. Adams  
**Athletic Director:** Damon Evans



Head Coach  
Dennis Felton

### COACHING STAFF

**Head Coach:** Dennis Felton  
**Record at School (Years):** 16-14 (1)  
**Career Record (Years):** 116-68 (5)  
**Office Phone:** (706) 542-1432  
**Assistants:** Pete Herrmann, Mike Jones, Desmond Oliver

### TEAM INFORMATION

**2003-04 Record:** 16-14  
**Conference Record (Finish):** 7-9 (5th, East)  
**Postseason:** NIT (0-1)  
**Final Ranking:** na  
**Starters Returning/Lost:** 1/4  
**Lettermen Returning/Lost:** 6/4  
**Key Losses:** Rashad Wright (14.4 ppg/3.0 rpg), Damien Wilkins (12.6 ppg/5.4 rpg), Jonas Hayes (11.9 ppg/8.1 rpg), Chris Daniels (10.2 ppg/8.1 rpg)

### MEDIA RELATIONS

**Basketball SID:** Tim Hix  
**Office Phone:** (706) 542-1621  
**Home Phone:** (770) 513-0840  
**E-Mail:** thix@sports.uga.edu  
**Office Fax:** (706) 542-7993  
**Press Row Phone:** (706) 542-8052  
**Web Site:** www.georgiadogs.com

### GENERAL INFORMATION

**Location:** West Hartford, Conn.  
**Enrollment:** 4,533  
**Nickname:** Hawks  
**Conference:** America East  
**Colors:** Scarlet and White  
**Arena:** Reich Family Pavilion (3,977)  
**President:** Walter Harrison  
**Athletic Director:** Pat Meiser-McKnett



Head Coach  
Larry Harrison

### COACHING STAFF

**Head Coach:** Larry Harrison  
**Record at School (Years):** 46-72 (5)  
**Career Record (Years):** Same  
**Office Phone:** (860) 768-4653  
**Assistants:** Al Seibert, Chris Pompey, Jared Grasso

### TEAM INFORMATION

**2003-04 Record:** 12-17  
**Conference Record (Finish):** 6-12 (6th)  
**Postseason:** na  
**Final Ranking:** na  
**Starters Returning/Lost:** 4/1  
**Lettermen Returning/Lost:** 8/6  
**Key Losses:** Ryan Stys (13.3 ppg/3.8 rpg), Jerrell Parker (8.5 ppg/4.5 rpg), Tyler Lang (3.0 ppg/1.8 rpg)

### MEDIA RELATIONS

**Basketball SID:** David Longolucco  
**Office Phone:** (860) 768-4620  
**Home Phone:** (860) 632-9663  
**E-Mail:** longolucc@hartford.edu  
**Office Fax:** (860) 768-4068  
**Press Row Phone:** (860) 768-4653  
**Web Site:** www.hartfordhawks.com

### 2004-05 ROSTER

No.	Name	P./Ht./Wt./Cl.	Hometown	Pts./Reb.
1	Tim Jennings	G/6-3/190/Jr.	Conway, S.C.	
3	Josh Chiles***	G/5-10/175/Sr.	Abbeville, S.C.	7.6/1.7
4	Jake Didion	F/6-7/215/Fr.	Fort Wayne, Ind.	
5	Bret Noonan**	G/6-3/175/Jr.	Hamilton, Ohio	3.4/1.0
11	T.J. McCullough	G/6-1/170/Jr.	ChIPLEY, Fla.	
13	Simon Conn**	C/6-9/250/Jr.	Melbourne, Australia	6.1/3.0
15	Andre Manning**	G/6-0/180/Jr.	Goose Creek, S.C.	5.8/3.4
30	Chris Gash*	G/6-3/205/So.	Lawndale, N.C.	4.6/3.3
32	Brian Bender**	F/6-6/210/Jr.	Lawrenceville, Ga.	12.7/7.0
33	Mike Jones	F-C/6-7/225/Jr.	Atlanta, Ga.	
34	Clint Graham	F-C/6-9/210/Fr.	Campbellsville, Kent.	
55	Zoran Jelenic	C/6-8/235/Jr.	Belgrade, Yugoslavia	

\* - letters earned

### 2004-05 ROSTER

No.	Name	P./Ht./Wt./Cl.	Hometown	Pts./Reb.
00	Yunes Idrissi	F/6-9/230/Fr.	Casablanca, Morocco	
2	Sundiata Gaines	G/6-1/180/Fr.	Jamaica, N.Y.	
3	Kevin Brophy	G/6-1/180/Fr.	Melbourne, Australia	
5	Buzz Wehunt*	G/6-4/185/So.	Hoschtown, Ga.	2.6/1.4
10	Jay McAuley**	G/6-1/175/Jr.	Marietta, Ga.	0.7/0.4
14	Levi Stukes*	G/6-1/180/So.	Randallstown, Md.	9.5/2.6
25	Steve Newman*	F/6-8/230/So.	Orlando, Fla.	2.7/2.1
25	Channing Toney	G/6-4/195/Fr.	Snellville, Ga.	
32	Alex Evans	G/6-3/205/Fr.	Randallstown, Va.	2.3/2.1
34	Corey Gibbs	F/6-7/240/RFr.	Lithonia, Ga.	
40	Sam Greavu	F/6-9/240/Fr.	Gainesville, Ga.	
42	Marcus Sikes*	F/6-6/215/So.	Petersburg, Va.	2.3/2.1
44	Dave Bliss	C/6-10/240/Fr.	Wausau, Wis.	
54	Joey Waldrop*	C/7-0/300/So.	Newnan, Ga.	0.8/0.7

\* - letters earned

### 2004-05 ROSTER

No.	Name	P./Ht./Wt./Cl.	Hometown	Pts./Reb.
4	Aaron Cook	G/6-2/180/Jr.	Randallstown, Md.	15.0/3.3
10	Charles Ford	G/5-11/185/Jr.	Upper Marlboro, Md.	9.2/3.1
15	Bernard Lowndes	F/6-9/200/So.	Bronx, N.Y.	3.1/2.3
22	Rich Baker	G/6-1/180/So.	Frederick, Md.	4.6/1.6
23	Trevor Goode	F/6-9/230/Sr.	Virginia Beach, Va.	4.6/3.7
33	Sean Regan	G/6-5/210/Sr.	St. Charles, Ill.	2.6/6.2
34	Robert "Bo" Taylor	F/6-4/200/So.	Reston, Va.	7.5/5.9
55	Alex Zimnickas	F/6-8/230/So.	Toronto, Ontario	3.6/1.8
	Brian Glowiak	G/6-3/180/Fr.	New Britain, Conn.	
	Fred Kounkorgo	F/6-6/225/Fr.	Lowell, Mass.	
	Tony Lalor	C/6-11/225/Jr.	Bronx, N.Y.	
	Demarquez Rembert	G-F/6-6/210/Jr.	Dallas, Texas	
	David Ruffin	G-F/6-4/185/Jr.	Buffalo, N.Y.	

### 2004-05 SCHEDULE

11/20	North Greensville	1/22	*Stetson
11/23	East Carolina	1/29	*Jacksonville
11/27	at Arkansas	1/31	*at Stetson
12/2	*at UCF	2/3	*at Jacksonville
12/4	*at Florida Atlantic	2/5	*Georgia State
12/8	at Georgia	2/8	*Mercer
12/11	at Georgia	2/8	*at Campbell
12/11	Kenyon	2/10	*at Troy
12/20	at UNLV	2/17	*at Belmont
12/28	at Colorado	2/19	*at Lipscomb
1/3	*Lipscomb	2/24	*UCF
1/5	*Belmont	2/26	*Florida Atlantic
1/7	*Campbell		*Atlantic Sun Conference game
1/10	*at Troy		
1/15	*at Mercer		
1/17	*at Georgia State		

### 2004-05 SCHEDULE

11/23	Western Kentucky	1/26	*at Florida
11/26	Nevada	1/29	*at Alabama
12/1	Alabama A&M	2/2	*LSU
12/5	at Georgia Tech	2/5	*South Carolina
12/8	Gardner-Webb	2/9	*at Arkansas
12/11	^Oregon State	2/12	*at Kentucky
12/19	Wofford	2/16	at Clemson
12/22	Bethune-Cookman	2/19	*Auburn
12/28	Savannah State	2/23	*Mississippi State
12/31	Stetson	2/26	*at Vanderbilt
1/5	*Tennessee	3/2	*Florida
1/8	*at South Carolina	3/5	*at Tennessee
1/12	*at Ole Miss	3/10-13	#SEC Tournament
1/15	*Kentucky		*-SEC game
1/22	*Vanderbilt		^-Atlanta, Ga.

### 2004-05 SCHEDULE

11/19	%William & Mary	1/15	*at Stony Brook
11/20	%Radford/Yale	1/19	*Maine
12/2	Dartmouth	1/23	*New Hampshire
12/6	at Brown	1/27	*at Albany
12/11	Long Island	1/30	*Vermont
12/18	*Albany	2/2	*at Binghamton
12/23	at Arkansas	2/5	*Boston University
12/29	^Rider	2/9	*at Northeastern
12/30	^UW-Green Bay/N.	2/12	*Stony Brook
	Dakota State	2/17	*at New Hampshire
1/2	*at Vermont	2/19	*at Maine
1/4	Longwood	2/24	*Binghamton
1/6	*at Boston University	2/27	*at UMBC
1/9	*UMBC		*-William & Mary Tournament
1/12	*Northeastern		*-America East Conference games
			^-Oneida Bingo & Casino Classic

### GAME NOTES

> This is UA's second game this season against a member of the Atlantic Sun Conference (Troy).  
 > The Gardner-Webb game is UA's home opener, marking the first time the home opener has not been the season opener since 1995 when No. 1 Arkansas played No. 3 Massachusetts in the Tipoff Classic at Springfield, Mass.

### GAME NOTES

> Arkansas leads the all-time series 11-7, but the Bulldogs have won the last three meetings.  
 > Georgia was forced to vacate, not forfeit, its victories from the 2001 and 2002 seasons.

### GAME NOTES

> The last time UA played two days before Christmas, the No. 25 Hogs lost at No. 18 Oklahoma in overtime, 88-79, in 2001.  
 > Hartford's Aaron Cook (15.0 ppg) was fifth in the America East in scoring and led the league with 82 threes last year.  
 > The Hawks recorded a 72-66 victory at Massachusetts last season.



**ILLINOIS**

**JACKSONVILLE ST.**

**KENTUCKY**

DEC. 4 NORTH LITTLE ROCK, ARK. 1 p.m. **ESPN**

DEC. 29 FAYETTEVILLE 7:05 p.m. **ARISE**

JAN. 29 FAYETTEVILLE 2:30 p.m. **CBS SPORTS**

**GENERAL INFORMATION**

Location: Urbana-Champaign, Ill.  
Enrollment: 38,000  
Nickname: Fighting Illini  
Conference: Big Ten  
Colors: Orange and Blue  
Arena: Assembly Hall (16,500)  
President: James J. Stukel  
Athletic Director: Ron Guenther



Head Coach  
Bruce Weber

**COACHING STAFF**

Head Coach: Bruce Weber  
Record at School (Years): 26-7 (1)  
Career Record (Years): 129-61 (6)  
Office Phone: (217) 333-3400  
Assistants: Wayne McClain, Jay Price, Tracy Webster

**TEAM INFORMATION**

2003-04 Record: 26-7  
Conference Record (Finish): 13-3 (1st)  
Postseason: NCAA (2-1)  
Final Ranking: 11 (ESPN/USA Today)  
Starters Returning/Lost: 5/0  
Lettermen Returning/Lost: 10/2  
Key Losses: Jerrance Howard (1.1 ppg), Aaron Spears (1.1 ppg)

**MEDIA RELATIONS**

Basketball SID: Kent Brown  
Office Phone: (217) 333-1391  
Home Phone: (217) 469-0230  
E-Mail: kwbrown3@uiuc.edu  
Office Fax: (217) 333-5540  
Press Row Phone: (217) 333-1227  
Web Site: www.fightingillini.com

**GENERAL INFORMATION:**

Location: Jacksonville, Ala.  
Enrollment: 9,061  
Nickname: Gamecocks  
Conference: Ohio Valley  
Colors: Red and White  
Arena: Pete Mathews Coliseum (5,500)  
President: Dr. William A. Meehan  
Athletic Director: Jim Fuller



Head Coach  
Mike LaPlante

**COACHING STAFF**

Head Coach: Mike LaPlante  
Record at School (Years): 56-59 (4)  
Career Record (Years): 56-59 (4)  
Office Phone: (256) 782-5535  
Assistants: Don Moye, Joel VanMeter, Torrey Ward

**TEAM INFORMATION**

2003-04 Record: 14-14  
Conference Record (Finish): 7-9 (T4th)  
Post-Season: na  
Final Ranking: na  
Starters Returning/Lost: 1/4  
Lettermen Returning/Lost: 4/7  
Key Losses: Trent Eager (13.4 ppg/6.0 rpg), Scott Watson (11.1 ppg/3.3 apg), James Denson (10.4 ppg/5.3 rpg)

**MEDIA RELATIONS**

Basketball SID: Jamie Zeitz  
Office Phone: (256) 782-5279  
Home Phone: (256) 435-2583  
E-Mail: gseitzi@jsu.edu  
Office Fax: (256) 782-5958  
Press Row Phone: (256) 782-5528  
Web Site: www.jsugamecocksports.com

**GENERAL INFORMATION**

Location: Lexington, Ky.  
Enrollment: 25,397  
Nickname: Wildcats  
Conference: Southeastern (Eastern Division)  
Colors: Blue and White  
Arena: Rupp Arena (23,000)  
President: Dr. Lee T. Todd Jr.  
Athletic Director: Mitch Barnhart



Head Coach  
Tubby Smith

**COACHING STAFF**

Head Coach: Tubby Smith  
Record at School (Years): 191-52 (7)  
Career Record (Years): 315-114 (13)  
Office Phone: (859) 257-1916  
Assistants: David Hobbs, Reggie Hanson, Scott Rigot

**TEAM INFORMATION**

2003-04 Record: 27-5  
Conference Record (Finish): 13-3 (1st-East)  
Postseason: NCAA (1-1)  
Final Ranking: 2 (AP)/8 (ESPN/USA Today)  
Starters Returning/Lost: 2/3  
Lettermen Returning/Lost: 10/6  
Key Losses: Erik Daniels (14.5 ppg/6.1 rpg), Gerald Fitch (16.2 ppg/4.0 rpg), Cliff Hawkins (10.3 ppg/5.2 apg)

**MEDIA RELATIONS**

Basketball SID: Mandy Polley  
Office Phone: (859) 257-3838  
Home Phone: (859) 543-0466  
E-Mail: anpoll0@email.uky.edu  
Office Fax: (859) 323-4310  
Press Row Phone: (859) 252-3602  
Web Site: www.ukathletics.com

**2004-05 ROSTER**

No.	Name	P./Ht./Wt./Cl.	Hometown	Pts./Reb.
4	Luther Head***	G/6-3/175/Sr.	Chicago, Ill.	11.0/3.8
5	Deron Williams**	G/6-3/210/Jr.	The Colony, Texas	14.0/3.2
11	Dee Brown**	G/6-0/175/Jr.	Maywood, Ill.	13.3/3.7
15	Calvin Brock	G/6-5/180/Fr.	Chicago, Ill.	
33	Rich McBride*	G/6-3/210/So.	Springfield, Ill.	3.2/1.2
34	Fred Nkemi*	F/6-6/235/Sr.	North Riverside, Ill.	0.0/0.5
40	James Augustine*	F/6-10/220/Jr.	Mokena, Ill.	9.6/7.3
41	Warren Carter*	F/6-9/205/So.	Dallas, Texas	1.2/0.6
42	Brian Randle*	F/6-8/200/So.	Peoria, Ill.	2.7/2.3
44	Marcus Arnold	F/6-8/240/Jr.	Chicago, Ill.	
45	Nick Smith***	C/7-2/240/Sr.	Valrico, Fla.	6.8/3.2
50	Jack Ingram*	F-C/6-10/Sr.	San Antonio, Texas	2.2/2.2
55	Shaun Pruitt	F/6-9/225/Fr.	Aurora, Ill.	

\* - letters earned

**2004-05 ROSTER**

No.	Name	P./Ht./Wt./Cl.	Hometown	Pts./Reb.
2	Anthony Wilson**	G/6-3/190/Jr.	Tuscaloosa, Ala.	2.3/1.6
4	Brandon Davis	F/6-7/195/Fr.	Birmingham, Ala.	
5	Jeremy Law	G/6-5/205/Jr.	York, Ala.	
10	Walker D. Russell*	G/6-0/170/Jr.	Rochester, Mich.	12.7/3.4
11	Brad Peters**	G/6-4/185/Jr.	Snellville, Ga.	1.1/0.2
13	B.J. Spencer	G/6-4/190/Jr.	Starkville, Miss.	
21	Abdou Diame**	F/6-9/235/Sr.	Thies, Senegal	5.1/1.5
24	Rod Venner	G/6-2/185/Jr.	Morrow, Ga.	
32	Carlos Lumpkin	F-C/6-6/230/Jr.	Winderbarrow, Ga.	
33	Dorein Brown	F/6-8/225/Fr.	Lynn, Mass.	
41	John Haynesworth	F-C/6-6/235/Jr.	Virginia Beach, Va.	

\* - letters earned

**2004-05 ROSTER**

No.	Name	P./Ht./Wt./Cl.	Hometown	Pts./Reb.
1	Brandon Stockton**	G/5-9/167/Jr.	Glasgow, Ky.	1.0/0.4
2	Ravi Moss**	G/6-2/176/Jr.	Hopkinsville, Ky.	1.7/1.2
3	Ramel Bradley	G/6-2/190/Fr.	New York, N.Y.	
4	Rajon Rondo	G/6-1/155/Fr.	Louisville, Ky.	
5	Josh Carrier***	G/6-5/202/Sr.	Bowling Green Ky.	1.2/0.9
10	Lukasz Obrzut*	C/7-1/257/So.	Gliwice, Poland	1.2/0.8
11	Preston LeMaster**	G/6-2/177/Jr.	Paris, Ky.	0.0/0.7
13	Bobby Perry*	F/6-7/215/So.	Durham, N.C.	1.3/1.5
22	Patrick Sparks	G/6-0/180/Jr.	Central City, Ky.	
21	Shagari Alleyne*	C/7-3/258/So.	Bronx, N.Y.	0.8/0.7
23	Sheray Thomas*	F/6-7/218/So.	Montreal, Quebec	1.7/1.1
24	Kelenna Azubuike**	G/6-5/208/Jr.	Tulsa, Okla.	11.1/5.0
32	Joe Crawford	G/6-4/210/Fr.	Detroit, Mich.	
33	Randolph Morris	C/6-10/266/Fr.	Atlanta, Ga.	
44	Chuck Hayes***	F/6-6/247/Sr.	Modesto, Calif.	10.7/8.1

\* - letters earned

**2004-05 SCHEDULE**

11/19	Delaware State	2/1	**Minnesota
11/21	Florida A&M	2/6	*at Michigan State
11/24	Oakland	2/8	*Indiana
11/27	\$Gonzaga	2/12	*Wisconsin
12/1	!Wake Forest	2/16	*at Penn State
12/4	#Arkansas	2/19	*at Iowa
12/6	at Georgetown	2/23	*Northwestern
12/11	%Oregon	3/2	*Purdue
12/19	Las Vegas Holiday Classic	3/6	*at Ohio State
12/22	&Missouri		-\$Wooden Tradition, Conseco Fieldhouse, Indianapolis, Ind.
12/27	Las Vegas Holiday Classic		!-Big Ten/ACC Challenge
12/30-31	at Las Vegas Holiday Classic		#-N. Little Rock, Ark.
1/5	*Ohio State		%-United Center, Chicago, Ill.
1/8	*at Purdue		&-Braggin' Rights Game; Savvis Center, St. Louis, Mo.
1/12	*Penn State		*-Big Ten Conference Game
1/15	*at Northwestern		^-Illinois Basketball Centennial Reunion
1/20	*Iowa		
1/25	*at Wisconsin		

**GAME NOTES**

> The first two meetings in this four-year series were decided by four points or less with Illinois winning both. Last year, the No. 11 Illini won at Chicago, 84-61.  
> Illinois is one of three UA opponents returning all five starters from last season, joining Florida and Tennessee.

**2004-05 SCHEDULE**

11/14	^Air Force	1/20	*at Eastern Kentucky
11/22	*at Morehead State		
11/16	^BCA Classic	1/27	*at SE Missouri State
11/19	Mississippi Valley State	1/29	*at Eastern Illinois
11/21	Berry College	1/31	Reinhardt
11/23	Shorter College	2/3	*Austin Peay
12/1	at Wofford	2/5	*Tennessee Tech
12/4	at Jackson State	2/10	*Morehead State
12/15	at Coastal Carolina	2/12	*Eastern Kentucky
12/20	at Delaware State	2/15	*at Austin Peay
12/22	at Mississippi State	2/17	*at Tennessee Tech
12/29	at Arkansas	2/22	*at Samford
1/4	*Samford	2/26	*at Tennessee State
1/6	*Tennessee State		^Milwaukee, Wis.
1/13	*UT-Martin		*Ohio Valley Conference game
1/15	*Murray State		

**GAME NOTES**

> This is the first meeting between the two schools.  
> Last year, Arkansas played Jacksonville (Fla.) University, posting an 85-65 victory at Alltel Arena.  
> JSU played an SEC member last year, losing at Ole Miss, 64-56.

**2004-05 SCHEDULE**

11/20	Coppin State	1/25	*at Tennessee
11/23	^Ball State	2/5	*at Vanderbilt
11/26	Georgia State	2/8	*Florida
11/30	Tennessee Tech	2/12	*Georgia
12/4	at North Carolina	2/15	*at South Carolina
12/8	Morehead State	2/19	*Mississippi State
12/11	%Indiana	2/23	*Auburn
12/18	at Louisville	2/26	*at Alabama
12/22	William & Mary	3/2	*Tennessee
12/29	Campbell	3/6	*at Florida
1/5	*South Carolina	3/10-13	*SEC Tournament
1/9	Kansas		^Cincinnati, Ohio
1/12	*Vanderbilt		%-Louisville, Ky.
1/15	*at Georgia		*-SEC game
1/19	*at Ole Miss		^-Atlanta, Ga.
1/22	*LSU		

**GAME NOTES**

> Kentucky leads the all-time series 18-7 and has won the last four.  
> This year's meeting with Kentucky returns to CBS television for the first time since the 2002 contest at Lexington. The game was a CBS fixture from 1995-02.



# THE OPPONENTS

## LIPSCOMB

DEC. 20 FAYETTEVILLE 7:05 p.m.

### GENERAL INFORMATION:

**Location:** Nashville, Tenn.  
**Enrollment:** 2,643  
**Nickname:** Bisons  
**Conference:** Atlantic Sun  
**Colors:** Purple and Gold  
**Arena:** Allen Arena (5,032)  
**President:** Dr. Steve Flatt  
**Athletic Director:** Dr. Steve Potts



Head Coach  
Scott Sanderson

### COACHING STAFF

**Head Coach:** Scott Sanderson  
**Record at School (Years):** 76-73 (5)  
**Career Record (Years):** 160-98 (7)  
**Office Phone:** (615) 279-6479  
**Assistants:** Jay Walton, Shaun Senters, Tim Cornwell

### TEAM INFORMATION

**2003-04 Record:** 7-21  
**Conference Record (Finish):** 4-16 (10th)  
**Postseason:** na  
**Final Ranking:** na  
**Starters Returning/Lost:** 2/3  
**Lettermen Returning/Lost:** 8/3  
**Key Losses:** Albert Hacker (9.6 ppg/5.2), Russell Hankins (7.2 ppg/2.0 rpg), Chad Hartman (9.4 ppg/5.7 rpg)

### MEDIA RELATIONS

**Basketball SID:** Mark McGee  
**Office Phone:** (615) 279-6479  
**Home Phone:** na  
**E-Mail:** mark.mcgee@lipscomb.edu  
**Office Fax:** (615) 279-7156  
**Press Row Phone:** na  
**Web Site:** bisonsbasketball.lipscomb.edu

## LOUISIANA-MONROE

DEC. 31 FAYETTEVILLE 7:05 p.m.

### GENERAL INFORMATION:

**Location:** Monroe, La.  
**Enrollment:** 8,563  
**Nickname:** Indians  
**Conference:** Southland  
**Colors:** Maroon and Gold  
**Arena:** Fant-Ewing Coliseum (8,000)  
**President:** Dr. James E. Cofer  
**Athletic Director:** Bobby Staub



Head Coach  
Mike Vining

### COACHING STAFF

**Head Coach:** Mike Vining  
**Record at School (Years):** 394-283 (23)  
**Career Record (Years):** Same  
**Office Phone:** (318) 342-5401  
**Assistants:** John Gullatt, Chris Oney

### TEAM INFORMATION

**2003-04 Record:** 12-19  
**Conference Record (Finish):** 8-8 (T5th)  
**Post-Season:** na  
**Final Ranking:** na  
**Starters Returning/Lost:** 1/4  
**Lettermen Returning/Lost:** 5/6  
**Key Losses:** John Andrews (9.9 ppg/2.5 rpg), Larry Parker (9.5 ppg/4.1 rpg), Tank Thompson (8.2 ppg/5.5 rpg)

### MEDIA RELATIONS

**Basketball SID:** Paul Sington  
**Office Phone:** (318) 342-5463  
**Home Phone:** (318) 325-2413  
**E-Mail:** sington@ulm.edu  
**Office Fax:** (318) 342-5464  
**Press Row Phone:** (318) 342-5480  
**Web Site:** www.ulm athletics.collegesports.com

## LSU

JAN. 19 BATON ROUGE, LA. 7 p.m.  
 FEB. 12 FAYETTEVILLE 2:05 p.m.

### GENERAL INFORMATION:

**Location:** Baton Rouge, La.  
**Enrollment:** 31,582  
**Nickname:** Tigers  
**Conference:** Southeastern (Western Division)  
**Colors:** Purple and Gold  
**Arena:** Pete Maravich Center (14,164)  
**President:** Dr. William L. Jenkins  
**Athletic Director:** Stanley "Skip" Bertman



Head Coach  
John Brady

### COACHING STAFF

**Head Coach:** John Brady  
**Record at School (Years):** 120-92 (7)  
**Career Record (Years):** 209-169 (13)  
**Office Phone:** (225) 578-8217  
**Assistants:** Butch Pierre, Nikita Johnson, John Treloar

### TEAM INFORMATION

**2003-04 Record:** 18-11  
**Conference Record (Finish):** 8-8 (2nd West)  
**Postseason:** NIT (0-1)  
**Final Ranking:** na  
**Starters Returning/Lost:** 4/1  
**Lettermen Returning/Lost:** 10/2  
**Key Losses:** Jaime Lloreda (16.9 ppg/11.6 rpg)

### MEDIA RELATIONS

**Basketball SID:** C. Kent Lowe  
**Office Phone:** (225) 578-8226  
**Home Phone:** (225) 761-1734  
**E-Mail:** clowe@lsu.edu  
**Office Fax:** (225) 578-1861  
**Press Row Phone:** (225) 578-8226  
**Web Site:** www.LSU sports.net

### 2004-05 ROSTER

No.	Name	P./Ht./Wt./Cl.	Hometown	Pts./Reb.
00	Shaun Durant	C/6-8/250/Jr.	London, England	
2	Cameron Robinson	F/6-7/210/Jr.	Portsmouth, Dominica	3.5/2.8
5	Brian Fisk	G/6-2/195/Sr.	Newbern, Tenn.	11.5/4.1
10	Corey King	G/5-11/180/Sr.	Selma, Ala.	3.1/1.2
11	Joe Peters	G/6-1/185/Jr.	Nashville, Tenn.	1.5/0.4
12	Brandon Hartwell	G/6-2/180/Sr.	Columbus, Ind.	
14	Eddie Ard	G-F/6-5/195/Rf.	Metairie, La.	
22	Clay Tate	G/6-3/180/Jr.	Lexington, Ky.	
23	Stephan Bolt	G-F/6-5/200/Sr.	Downer's Grove, Ill.	1.8/2.0
24	Mike Forster	F/6-5/180/Fr.	Sewanee, Tenn.	
25	Labrian Lyons	G/6-3/200/Fr.	Murfreesboro, Tenn.	
32	Jason Guyette	G-F/6-5/185/Jr.	Freeburg, Ill.	
34	James Poindexter	G/6-1/170/Jr.	Birmingham, Ala.	10.5/5.2
41	Matt Jarboe	F/6-7/230/Sr.	Murfreesboro, Tenn.	6.1/2.8
54	Charlie Jenney	C/6-9/235/Jr.	Floyds Knob, Ind.	1.8/1.0

### 2004-05 ROSTER

No.	Name	P./Ht./Wt./Cl.	Hometown	Pts./Reb.
1	Adrian Harper	G/6-5/190/Jr.	Bolton, Miss.	
3	Jontae Turpin	G/5-6/150/Sr.	Monroe, La.	
4	DeAndre Alexander*	F/6-4/220/Sr.	Arcadia, La.	6.0/6.3
5	Aaron Branch***	G/6-2/170/Sr.	West Monroe, La.	4.5/1.4
10	Tony Helton*	G/6-2/195/Sr.	El Paso, Texas	5.4/1.4
12	Gabriel Brown			
21	Daryl Brown	F/6-6/190/Jr.	Bryan, Texas	
23	Cecil Hood	G/6-3/205/Jr.	Detroit, Mich.	
24	Oliver Haranga	C/6-8/245/Jr.	Cameron, Africa	
31	Roshon Jacobs*	G/6-4/203/Sr.	Baton Rouge, La.	4.8/1.5
33	Isaac Gay*	F/6-6/205/Sr.	Baton Rouge, La.	2.2/1.7
34	Gary Robinson	F/6-7/225/Jr.	Houston, Texas	
42	Darien Bynum	C/6-8/240/Sr.	Detroit, Mich.	

\* - letters earned

### 2004-05 ROSTER

No.	Name	P./Ht./Wt./Cl.	Hometown	Pts./Reb.
2	Darrel Mitchell**	G/5-11/176/Jr.	St. Martinville, La.	11.9/2.8
3	Tack Minor*	G/5-11/200/Sr.	Houston, Texas	7.2/1.9
4	Regis Koundjia*	F/6-8/200/Sr.	Central African Republic	3.9/3.6
11	Josh Maravich**	G/6-3/180/Jr.	Covington, La.	
12	Tyrus Thomas	F/6-7/200/Fr.	Baton Rouge, La.	
13	David Fleshman	G/6-0/180/Fr.	Baton Rouge, La.	
14	Garrett Temple	G/6-5/180/Fr.	Baton Rouge, La.	
22	Xavier Whipple***	G/6-2/172/Sr.	McIntyre, Ga.	4.1/2.4
30	Brandon Bass*	F/6-8/252/Sr.	Baton Rouge, La.	12.8/7.4
32	Paul Wolfert**	F/6-10/205/Jr.	Burr Ridge, Ill.	1.7/0.3
34	Glen Davis	F/6-9/310/Fr.	Baton Rouge, La.	
35	Darnell Lazare*	F/6-8/229/Sr.	Baton Rouge, La.	2.4/0.3
42	Antonio Hudson***	G/6-6/214/Sr.	Grambling, La.	10.2/3.9
45	Ross Neltner*	F/6-9/235/Sr.	Fort Thomas, Ky.	1.0/1.1

\* - letters earned

### 2004-05 SCHEDULE

11/21	at Minnesota	1/25	*UCF
11/23	Savannah State	1/29	*at Florida Atlantic
11/27	Fisk University	1/31	*at UCF
12/4	*at Troy	2/3	*Jacksonville
12/6	at Savannah State	2/5	*Stetson
12/11	Nicholls State	2/11	*at Mercer
12/18	Rust College	2/13	*at Georgia State
12/20	at Arkansas	2/17	*Campbell
1/3	*at Gardner-Webb	2/19	*Gardner-Webb
1/5	*at Campbell	2/22	*Belmont
1/8	*Georgia State	2/24	*Troy
1/10	*Mercer		*-Atlantic Sun Conference game
1/14	*at Jacksonville		
1/16	*at Stetson		
1/21	*at Belmont		

### 2004-05 SCHEDULE

11/20	Texas College	1/27	*at Texas-Arlington
11/22	at Texas A&M	1/29	*at Sam Houston State
11/24	at Baylor	1/29	*at Lamar
11/27	at Samford	2/5	*Nicholls State
11/27	at Samford	2/10	*Southeastern Louisiana
11/30	Tougaloo	2/12	*at Northwestern State
12/3	Samford	2/16	*at Texas State
12/11	at Centenary	2/19	*Texas-Arlington
12/18	at Ole Miss	2/24	*Sam Houston State
12/20	Southern-New Orleans	2/26	*at Southeastern Louisiana
12/28	Centenary	3/2	*Lamar
12/31	at Arkansas	3/2	*Lamar
1/6	*Texas-San Antonio	3/4	*at Stephen F. Austin
1/8	*at McNeese		*-Southland Conference game
1/13	*Stephen F. Austin		
1/15	*Texas State		

### 2004-05 SCHEDULE

11/19	^Tulane	1/29	*Mississippi State
11/21	^La. Tech./La.-Lafayette	2/2	*at Georgia
11/21	^La. Tech./La.-Lafayette	2/5	*at Tennessee
11/24	New Orleans	2/9	*Auburn
11/27	West Virginia	2/12	*at Arkansas
12/11	Northwestern State	2/16	*at Mississippi State
12/13	McNeese State	2/19	*Florida
12/18	%Southern Mississippi	2/22	*Alabama
12/21	at Houston	2/26	*at Auburn
12/30	+Florida State	3/2	*at Ole Miss
1/3	at Utah	3/5	*Vanderbilt
1/8	*at Alabama	3/10-13	#SEC Tournament
1/12	*South Carolina		^-LSU Tournament
1/15	Ohio State		%-Biloxi, Miss.
1/19	*Arkansas		*-SEC game
1/22	*at Kentucky		#-Atlanta, Ga.
1/26	*Ole Miss		+New Orleans, La.

### GAME NOTES

> Lipscomb is the third Atlantic Sun Conference opponent this year for Arkansas, joining Troy and Gardner-Webb.  
 > This is the first meeting between the two schools.

### GAME NOTES

> UA leads the all-time series 6-1 with the last meeting coming in 2001, a 99-59 victory.  
 > ULM head coach Mike Vining entered the season just six wins short of 400 for his career.  
 > The playing date marks the first time Arkansas has played on New Year's Eve since 1998 when the Hogs topped Alabama State at home, 103-48.

### GAME NOTES

> LSU swept the season series last year to cut UA's lead to 24-14. LSU has won six of the last seven.  
 > The LSU games are two of six Arkansas has against NIT teams from last year. That number could be seven, depending on which team Arkansas faces in its third game in the Paradise Jam.



MISSISSIPPI (OLE MISS)

MISSISSIPPI STATE

MISSOURI

JAN. 5 FAYETTEVILLE 7:05 p.m.  
FEB. 5 OXFORD, MISS. 2 p.m.



Head Coach Rod Barnes

GENERAL INFORMATION

Location: Oxford, Miss.  
Enrollment: 16,080  
Nickname: Rebels  
Conference: Southeastern (Western Division)  
Colors: Cardinal Red and Navy Blue  
Arena: C.M. "Tad" Smith Coliseum (8,700)  
President: Dr. Robert C. Khayat  
Athletic Director: Pete Boone

COACHING STAFF

Head Coach: Rod Barnes  
Record at School (Years): 113-76 (6)  
Career Record (Years): same  
Office Phone: (662) 915-7534  
Assistants: Eric Bozeman, Tracy Dildy, Michael White

TEAM INFORMATION

2003-04 Record: 13-15  
Conference Record (Finish): 5-11 (T4th West)  
Postseason: na  
Final Ranking: na  
Starters Returning/Lost: 3/2  
Lettermen Returning/Lost: 11/3  
Key Losses: Aaron Harper (16.5 ppg/5.1 rpg), Justin Reed (18.5 ppg/7.5 rpg)

MEDIA RELATIONS

Basketball SID: Kyle Campbell  
Office Phone: (662) 915-7544  
Home Phone: (662) 816-7544  
E-Mail: ekcampbe@olemiss.edu  
Office Fax: (662) 915-7006  
Press Row Phone: (662) 236-1931  
Web Site: www.olemissports.com

JAN. 15 STARKVILLE, MISS. 2 p.m.  
MARCH 1 FAYETTEVILLE 6:05 p.m.



Head Coach Rick Stansbury

GENERAL INFORMATION:

Location: Starkville, Miss.  
Enrollment: 16,236  
Nickname: Bulldogs  
Conference: Southeastern (Western Division)  
Colors: Maroon and White  
Arena: Humphrey Coliseum (10,500)  
President: Dr. J. Charles Lee  
Athletic Director: Larry Templeton

COACHING STAFF

Head Coach: Rick Stansbury  
Record at School (Years): 126-64 (6)  
Career Record (Years): same  
Office Phone: (662) 325-3800 / (662) 325-3648  
Assistants: Robert Kirby, Phil Cunningham

TEAM INFORMATION

2003-04 Record: 26-4  
Conference Record (Finish): 14-2 (1st Overall/West)  
Postseason: NCAA (1-1)  
Final Ranking: 8 (AP) / 13 (ESPN/USA Today)  
Starters Returning/Lost: 4/2  
Lettermen Returning/Lost: 10/5  
Key Losses: Timmy Bowers (15.0 ppg/4.8 rpg), Brandon Vincent (7.4 ppg/7.6 rpg)

MEDIA RELATIONS

Basketball SID: David Rosinski  
Office Phone: (662) 325-3595  
Home Phone: (662) 324-0497  
E-Mail: rosinski@athletics.msstate.edu  
Office Fax: (662) 325-3654  
Press Row Phone: (662) 325-3776  
Web Site: www.msstateathletics.com

DEC. 7 COLUMBIA, MO. 7:05 p.m.



Head Coach Quin Snyder

GENERAL INFORMATION:

Location: Columbia, Mo.  
Enrollment: 26,805  
Nickname: Tigers  
Conference: Big 12  
Colors: Black and Old Gold  
Arena: Paige Sports Arena  
President: Brady Deaton  
Athletic Director: Mike Alden

COACHING STAFF

Head Coach: Quin Snyder  
Record at School (Years): 100-63 (5)  
Career Record (Years): same  
Office Phone: (573) 882-3463  
Assistants: Melvin Watkins, Jeff Meyer, Marcus Perez

TEAM INFORMATION

2003-04 Record: 16-14  
Conference Record (Finish): 9-7 (6th)  
Post-Season: NIT (0-1)  
Final Ranking: na  
Starters Returning/Lost: 2/3  
Lettermen Returning/Lost: 8/3  
Key Losses: Travon Bryant (10.6 ppg/6.6 rpg), Ricky Paulding (15.1 ppg/4.3 rpg), Arthur Johnson (16.4 ppg/7.5 rpg)

MEDIA RELATIONS

Basketball SID: Sam Fleury  
Office Phone: (573) 884-2437  
Home Phone: (573) 268-8612  
E-Mail: Fleurys@missouri.edu  
Office Fax: (573) 882-4720  
Press Row Phone: (573) 882-1442  
Web Site: www.mutigers.com

2004-05 ROSTER

No.	Name	P./Ht./Wt./Cl.	Hometown	Pts./Reb.
1	Brian Smith	G/5-11/170/Fr.	Lexington, Kent.	
2	Sam Agee*	F/6-6/212/Sr.	Sparta, Tenn.	0.6/0.3
3	Marvin Moore*	F/6-6/217/Sr.	Marion, Ala.	2.0/0.9
4	Kendrick Fox***	F/6-6/7/212/Sr.	Oxford, Miss.	5.1/2.5
10	Todd Abernethy*	G/6-1/188/Sr.	Carmel, Ind.	5.4/1.5
11	Londrick Nolen	F/6-6/180/Jr.	Memphis, Tenn.	
12	Justin Johnson***	G/6-0/186/Sr.	Fayetteville, N.C.	5.3/1.9
15	Brandon Patterson	F/6-6/170/Fr.	Altheimer, Ark.	
20	Bam Doyno*	G/6-4/170/Sr.	Little Rock, Ark.	1.5/1.4
21	Cavadas Nunnelly**	G/5-9/170/Sr.	Magnolia, Miss.	1.2/1.3
24	Ed Glass*	G/6-2/212/Sr.	St. Louis, Mo.	1.9/1.3
32	Jermey Parnell	F/6-6/9/236/Fr.	Gosnell, Ark.	
33	Chris Rhodes***	F/6-7/225/Sr.	Houston, Texas	0.4/0.8
34	Dwayne Curtis	C/6-9/235/Sr.	Chicago, Ill.	
44	Tommie Eddie*	F/6-6/7/256/Sr.	Brooklyn, N.Y.	5.3/3.0
54	Lonnice Jackson*	F/6-8/196/Jr.	Montgomery, Ala.	0.4/0.4

\* - letters earned

2004-05 ROSTER

No.	Name	P./Ht./Wt./Cl.	Hometown	Pts./Reb.
1	Charles Rhodes	F/6-8/235/Fr.	Jackson, Miss.	
2	Jerrell Houston	F/6-8/210/Fr.	Memphis, Tenn.	
3	Billy Begley*	G/6-1/190/Sr.	Henderson, Kent.	0.4/0.6
4	Lawrence Roberts**	F/6-9/240/Sr.	Houston, Texas	16.9/10.1
5	Jamall Edmondson	G/5-9/185/Jr.	Montgomery, Ala.	
11	Gary Ervin*	G/5-11/170/Sr.	Brooklyn, NY	5.4/2.5(apg)
12	Seth Cannon*	G/6-0/195/Sr.	Brandon, Miss.	0.5/0.6
20	Michael Boler*	G/6-5/190/Sr.	Houston, Texas	0.3/1.0
21	Shane Power***	G/6-5/210/Sr.	Crown Point, Ind.	9.7/4.2
22	Dietric Slater*	G/6-3/195/Sr.	Waynesboro, Miss.	1.0/0.5
23	Winsome Frazier***	G/6-6/4/180/Sr.	Miami, Fla.	13.1/4.1
25	Wesley Morgan**	C/7-2/245/Jr.	Gallatin, Tenn.	2.1/1.6
31	Ontario Harper**	G/6-5/215/Sr.	Clinton, Miss.	7.4/4.9
41	Piotr Stelmach*	F/6-9/240/Sr.	Kamien Pomorski, Poland	0.9/1.1
42	Walter Sharpe	F/6-9/235/Fr.	Birmingham, Ala.	
50	Marcus Campbell***	C/7-0/270/Sr.	Winter Haven, Fla.	6.2/3.9

\* - letters earned

2004-05 ROSTER

No.	Name	P./Ht./Wt./Cl.	Hometown	Pts./Reb.
1	Jimmy McKinney**	G/6-3/208/Jr.	St. Louis, Mo.	9.4/3.3
2	Jason Conley*	G/6-5/212/Sr.	Silver Spring, Md.	7.6/3.4
3	Thomas Gardner*	G/6-5/213/Sr.	Portland, Ore.	6.1/2.1
10	Spencer Laurie*	G/6-1/178/Sr.	Springfield, Mo.	0.3/0.3
12	Jason Horton	G/6-0/173/Fr.	Dallas, Texas	
14	Kevin Young**	F/6-6/9/263/Jr.	Kingston, Jamaica	1.2/1.9
15	Marshall Brown	F/6-7/210/Fr.	Austin, Texas	
24	Brian Dailey*	G/6-3/200/Sr.	Samammish, Wash.	0.6/0.2
25	Glen Dandridge	G/6-6/210/Fr.	Goochland, Va.	
32	Jeffrey Ferguson**	F/6-6/1/245/Jr.	Toronto, Ontario	
41	Linas Kleiza*	F/6-6/8/233/Sr.	Kaunas, Lithuania	11.1/8.4
44	Kalen Grimes	C/6-8/250/Fr.	St. Louis, Mo.	

\* - letters earned

2004-05 SCHEDULE

11/14-16	^BCA Classic	1/19	*Kentucky
11/19	Tennessee Tech	1/22	*Alabama
12/1	at Arkansas State	1/26	*at LSU
12/4	at Arkansas State	1/29	*at Vanderbilt
12/4	Florida State	2/2	*Auburn
12/11	at Memphis	2/5	*Arkansas
12/13	Nicholls State	2/12	*at Alabama
12/15	Troy	2/16	*at Florida
12/18	Louisiana-Monroe	2/19	*Tennessee
12/21	%UT-Martin	2/26	*at Mississippi State
12/29	at Virginia Commonwealth	3/2	*LSU
12/31	SE Louisiana	3/6	*at South Carolina
1/5	*at Arkansas	3/10-13	*SEC Tournament
1/8	*Mississippi State	^-Milwaukee, Wis.	
1/12	*Georgia	%-Tupelo, Miss.	
1/15	*at Auburn	*-SEC game	
		^-Atlanta, Ga.	

2004-05 SCHEDULE

11/11	^Fairfield	1/22	*South Carolina
11/12	^Birmingham-Southern/Alabama A&M	1/29	*at LSU
		2/1	*Florida
		2/5	*at Auburn
11/18-19	^Coaches vs. Cancer Classic	2/12	*Vanderbilt
		2/16	*LSU
11/21	Nicholls State	2/19	*at Kentucky
11/23	Missouri-Kansas City	2/23	*at Georgia
12/2	South Alabama	2/26	*Ole Miss
12/5	%Arizona	3/1	*at Arkansas
12/11	Arkansas-Little Rock	3/5	*Alabama
12/13	at New Orleans	3/10-13	*SEC Tournament
12/18	at Xavier	^-Birmingham, Ala.	
12/20	Florida A&M	^-New York, N.Y.	
12/22	+Jacksonville State	%-John Wooden Classic-	
12/30	-Virginia Tech	Anaheim, Calif.	
1/5	*Auburn	+Jackson, Miss.	
1/8	*at Ole Miss	^-New Orleans, La.	
1/12	*at Tennessee	*-SEC game	
1/15	*Arkansas	^-Atlanta, Ga.	
1/18	*at Alabama		

2004-05 SCHEDULE

11/15-16	%Guardians Classic	1/26	*at Colorado
11/19	Davidson	1/29	*Kansas State
11/19	Davidson	1/31	*at Kansas
11/23-24	^Guardians Classic (Finals)	2/5	*at Texas A&M
		2/9	*at UNLV
11/28	Murray State	2/12	*Oklahoma
12/4	Oakland	2/16	*Baylor
12/7	Arkansas	2/19	*at Nebraska
12/11	Montana	2/22	*Colorado
12/19	Indiana	2/26	*at Texas
12/22	#Illinois	3/2	*at Iowa State
12/30	Gonzaga	3/6	*Kansas
1/4	American	3/10-13	*Big 12 Tournament
1/8	*Iowa State	%-Columbia, Mo.	
1/11	*at Oklahoma State	^-Kansas City, Mo.	
1/15	*at Kansas State	^-St. Louis, Mo.	
1/19	*Texas Tech	*-Big 12 Conference game	
1/22	*Nebraska		

GAME NOTES

> Arkansas snapped a seven-game losing streak to the Rebels with its 86-78 victory at Fayetteville last year.  
> In that game, UA set school and SEC records for free throws made in a game with 48 in 53 attempts.  
> Arkansas and Ole Miss meet in the SEC opener for the sixth time in UA's 14 years in the league (1993, '94, '95, '97, '00).

GAME NOTES

> MSU returns four starters from last year but five overall with the return of Ontario Harper, who missed last season with a knee injury.  
> MSU swept the season series last year to cut UA's all-time lead to 22-14.

GAME NOTES

> Missouri leads the series 16-15, but Arkansas won the last six meetings from 1993-98.  
> UA set a school and SEC record, which still stands, of 18 blocked shots in a 104-93 victory over Missouri in 1996.



# THE OPPONENTS

## PRAIRIE VIEW A&M

## SOUTH CAROLINA

## TENNESSEE

DEC. 18 FAYETTEVILLE

12:35 p.m.



FEB. 2 COLUMBIA, S.C.

6:30 p.m.

FEB. 26 FAYETTEVILLE

3 p.m.



### GENERAL INFORMATION

**Location:** Prairie View, Texas  
**Enrollment:** 8,080  
**Nickname:** Panthers  
**Conference:** Southwestern Athletic  
**Colors:** Purple and Gold  
**Arena:** William Nix Building (5,000)  
**President:** George C. Wright  
**Athletic Director:** Charles McClelland



Head Coach  
Jerome Francis

### COACHING STAFF

**Head Coach:** Jerome Francis  
**Record at School (Years):** 24-32 (2)  
**Career Record (Years):** same  
**Office Phone:** (936) 857-2127  
**Assistants:** Darrell Hawkins, Robert Watkins

### TEAM INFORMATION

**2003-04 Record:** 7-20  
**Conference Record (Finish):** 7-11 (9th)  
**Postseason:** na  
**Final Ranking:** na  
**Starters Returning/Lost:** 2/3  
**Lettermen Returning/Lost:** 2/11  
**Key Losses:** Kevin Cooper (15.1 ppg/2.8 rpg), Tyrone Nelson (15.1 ppg/8.4 rpg), Roderick Riley (9.5 ppg/5.9 rpg)

### MEDIA RELATIONS

**Basketball SID:** Stafann Robinson  
**Office Phone:** (936) 857-2114  
**Home Phone:** na  
**E-Mail:** stefann\_robinson@pvamu.edu  
**Office Fax:** (936) 857-2395  
**Press Row Phone:** (936) 857-4302  
**Web Site:** www.pvamu.edu/sports

### GENERAL INFORMATION

**Location:** Columbia, S.C.  
**Enrollment:** 26,000  
**Nickname:** Gamecocks  
**Conference:** Southeastern (Eastern Division)  
**Colors:** Garnet and Black  
**Arena:** Colonial Center (18,000)  
**President:** Dr. Andrew Sorensen  
**Athletic Director:** Dr. Mike McGee



Head Coach  
Dave Odom

### COACHING STAFF

**Head Coach:** Dave Odom  
**Record at School (Years):** 57-42 (3)  
**Career Record (Years):** 335-216 (18)  
**Office Phone:** (803) 777-4197  
**Assistants:** Rick Duckett, Barry Sanderson, Ricky Stokes

### TEAM INFORMATION

**2003-04 Record:** 23-11  
**Conference Record (Finish):** 8-8 (T3rd East)  
**Postseason:** NCAA (0-1)  
**Final Ranking:** na  
**Starters Returning/Lost:** 3/2  
**Lettermen Returning/Lost:** 9/5  
**Key Losses:** Mike Boynton (9.9 ppg/3.4 apg), Kerbrell Brown (7.3 ppg/4.6 rpg), Rolando Howell (9.0 ppg/5.4 rpg)

### MEDIA RELATIONS

**Basketball SID:** Michelle Schmitt  
**Office Phone:** (803) 777-7872  
**Home Phone:** (803) 463-0359  
**E-Mail:** mschmitt@gwm.sc.edu  
**Office Fax:** (803) 777-2967  
**Press Row Phone:** (803) 777-6182  
**Web Site:** www.uscsports.com

### GENERAL INFORMATION:

**Location:** Knoxville, Tenn.  
**Enrollment:** 25,793  
**Nickname:** Volunteers  
**Conference:** Southeastern (Eastern Division)  
**Colors:** Orange and White  
**Arena:** Thompson-Boling Arena (24,535)  
**President:** Dr. John W. Shumaker  
**Athletic Director:** Mike Hamilton



Head Coach  
Buzz Peterson

### COACHING STAFF

**Head Coach:** Buzz Peterson  
**Record at School (Years):** 47-42 (3)  
**Career Record (Years):** 152-92 (8)  
**Office Phone:** (865) 974-1206  
**Assistants:** Chris Ferguson, Ed Conroy, Chuck Benson

### TEAM INFORMATION

**2003-04 Record:** 15-14  
**Conference Record (Finish):** 7-9 (T5th East)  
**Postseason:** NIT (0-1)  
**Final Ranking:** na  
**Starters Returning/Lost:** 5/0  
**Lettermen Returning/Lost:** 9/2  
**Key Losses:** John Winchester (5.4 ppg/2.0 rpg/1.6 apg)

### MEDIA RELATIONS

**Basketball SID:** Craig Pinkerton  
**Office Phone:** (865) 974-1212  
**Home Phone:** (865) 974-1281  
**E-Mail:** cpinkert1@utk.edu  
**Office Fax:** (865) 974-1269  
**Press Row Phone:** (865) 544-0789  
**Web Site:** www.utsports.com

### 2004-05 ROSTER

Name	P./Ht./Wt./Cl.	Hometown	Pts./Reb.
Marlon Bussy	F/6-4/190/Jr.	Augusta, Ga.	
Torry Cornett	G/6-3/210/Fr.	Columbus, Oh.	
Marlon Davis	G/5-11/170/Fr.	Houston, Texas	
Jared Ellison	G/5-6/170/So.	Houston, Texas	5.4/2.4
Alvin Golden, Jr.	G/6-3/180/Fr.	Flint, Mich.	
Jon Hunt	F/6-6/230/Jr.	Fort Worth, Texas	
Blaise Louh	C/6-10/225/So.	Van Nuys, Calif.	
Anthony Oha	F/6-6/225/Jr.	Houston, Texas	
Timir Patel	C/6-10/200/Fr.	Katy, Texas	
Clyde Pride	G/6-3/170/So.	Houston, Texas	
Philip Scott	G/6-3/195/So.	Hagerstown, Md.	
Dominque Sharp	G/6-3/180/So.	Houston, Texas	
Adrian Simmons	F/6-6-3/191/Sr.	Cedar Hill, Texas	5.4/2.6
Marcus Thomas	F/6-5/170/Sr.	Waco, Texas	
Oscar Thompson	G/6-3/180/Jr.	Irving, Texas	

### 2004-05 ROSTER

No.	Name	P./Ht./Wt./Cl.	Hometown	Pts./Reb.
1	Tre Kelley*	G/6-0/193/So.	Washington, D.C.	5.0/1.2
2	Stephen McDowell	G/5-11/165/Fr.	Indianapolis, Ind.	
10	Roderick Trice	F/6-4/200/Jr.	Swainsboro, Ga.	
13	Paulius Jonelunas*	C/6-10/243/So.	Vilnius, Lithuania	0.6/1.1
14	Antoine Tisby	C/6-8/228/Jr.	Kansas City, Kansas	
15	Carlos Powell***	F/6-7/220/Sr.	Florence, S.C.	12.3/6.3
21	Tarence Kinsey**	G/6-6/189/Jr.	Tampa, Fla.	8.3/3.3
23	Dwayne Day	F/6-6/185/Fr.	Mount Vernon, Ga	
25	Jon Land*	G/6-4/198/Sr.	Winston Salem, N.C.	0.6/0.6
31	Josh Gonner***	G/6-2/181/Sr.	Fort Worth, Texas	12.1/2.1
33	Brandon Wallace*	F/6-9/185/So.	Jackson, S.C.	3.7/3.4
34	Renaldo Balkman*	F/6-7/198/So.	Tampa, Fla.	7.1/4.7
54	John Chappell***	C/6-10/235/Sr.	New Berlin, Wisc.	1.4/1.4

\* - letters earned

### 2004-05 ROSTER

No.	Name	P./Ht./Wt./Cl.	Hometown	Pts./Reb.
1	Major Wingate*	C/6-10/250/So.	Florence, S.C.	3.6/2.5
2	Scooter McFadgon*	G/6-5/205/Sr.	Memphis, Tenn.	17.6/4.4
3	Stanley Asumnu**	G-F/6-5/205/Jr.	Houston, Texas	5.2/2.4
4	Brandon Crump***	F/6-10/250/Sr.	Houston, Texas	14.8/6.8
5	Chris Lofton	G/6-2/190/Fr.	Mayville, Ky.	
10	JaJuan Smith	G/6-1/181/Fr.	Decatur, Tenn.	
11	Eddie DeBro	G/5-11/185/Jr.	Smyrna, Tenn.	
12	Peo-Wee Gash**	G/5-7/150/Jr.	Asheville, N.C.	0.3/0.0
15	Jordan Howell	G/6-3/185/Fr.	Auburn, Ala.	
22	Andre Patterson	F/6-7/210/Jr.	Los Angeles, Calif.	
23	Dane Bradshaw*	G/6-4/205/So.	Memphis, Tenn.	3.4/2.1
31	Fred Smithwick**	F/6-7/217/Sr.	Memphis, Tenn.	0.8/0.2
32	C.J. Watson**	G/6-2/170/Jr.	Las Vegas, Nev.	11.5/4.2
33	Jemere Hendrix*	F/6-8/220/Jr.	Covington, Ga.	6.8/6.2
42	Elliott DeVoe	F/6-6/180/Jr.	Annapolis, Md.	

\* - letters earned

### 2004-05 SCHEDULE

11/20	at Wisconsin-Milwaukee	1/24	*at Mississippi Valley St.
11/23	at South Florida	1/29	*Alabama State
11/27	at Tulane	1/31	*Alabama A&M
12/2	Texas A&M-Corpus Christi	2/5	*at Texas Southern
12/4	at Texas A&M	2/12	*at Grambling State
12/12	at Tulsa	2/14	*at Jackson State
12/18	at Arkansas	2/19	*Mississippi Valley St.
12/21	Oregon State	2/21	*Arkansas-Pine Bluff
12/28	at Baylor	2/26	*at Alabama State
1/3	*at Alcorn State	2/28	*at Alabama A&M
1/5	*at Southern	3/3	*Alcorn State
1/8	*Texas Southern	3/5	*Southern
1/15	*Grambling State		*Southwestern Athletic Conference game
1/17	*Jackson State		

### 2004-05 SCHEDULE

11/21	Western Carolina	1/26	*Vanderbilt
11/24	Winthrop	1/29	*at Florida
11/27	Temple	2/2	*Arkansas
12/1	Appalachian State	2/5	*at Georgia
12/4	Clemson	2/12	*Auburn
12/14	South Florida	2/15	*Kentucky
12/18	at Kansas	2/19	*at Alabama
12/20	^East Carolina	2/23	*at Tennessee
12/22	South Carolina State	2/27	*Florida
12/29	at Pittsburgh	3/2	*at Vanderbilt
12/31	Wofford	3/6	*Ole Miss
1/5	*atKentucky	3/10-13 #SEC Tournament	
1/8	*Georgia	^GMAC Bowl Classic-Mobile, Ala.	
1/12	*atLSU	*-SEC game	
1/15	*Tennessee	#-Atlanta, Ga.	
1/22	*at Mississippi State		

### 2004-05 SCHEDULE

11/22	^Stanford	1/22	at Louisville
11/23	^North Carolina/BYU	1/25	*Kentucky
11/24	^Maui Invitational	1/29	*at Auburn
11/29	Wofford	2/2	*at Vanderbilt
12/5	UT-Chattanooga	2/5	*LSU
12/11	Xavier	2/9	*Alabama
12/14	Alabama State	2/12	*Florida
12/18	at New Mexico	2/19	*at Ole Miss
12/20	Belmont	2/23	*South Carolina
12/23	Campbell	2/26	*at Arkansas
12/30	Nebraska	3/2	*at Kentucky
1/2	Coastal Carolina	3/5	*Georgia
1/5	*at Georgia	3/10-13 #SEC Tournament	
1/8	*Vanderbilt	^EA Sports Maui Invitational, Maui, Hawaii	
1/12	*Mississippi State	*-SEC game	
1/15	*at South Carolina	#-Atlanta, Ga.	
1/19	*at Florida		

### GAME NOTES

> Former Razorback Darrell Hawkins is an assistant coach for the Panthers. He lettered from 1989-93 and is from Prairie View.  
 > This is the first meeting between the schools.

### GAME NOTES

> Arkansas leads the series 10-5 after beating then-No. 25 USC at home in the regular season last year and losing to the Gamecocks in the first round of the SEC Tournament.  
 > In UA's victory, the Hogs made 22-of-24 free throws. In the loss, USC made 39 of 50 from the stripe.

### GAME NOTES

> Tennessee has won the last four meetings and leads the series 10-9.  
 > In last year's meeting, Olu Famutimi recorded season highs for points (18), shots made (8) and attempted (15), three-pointers made (2) and attempted (6), and steals (3) while also adding five rebounds.



TENNESSEE STATE

TULSA

VANDERBILT

DEC. 16 FAYETTEVILLE 7:05 p.m.



NOV. 30 FAYETTEVILLE 7:05 P.M.



FEB. 19 NASHVILLE, TENN. 6 p.m.



GENERAL INFORMATION:

Location: Nashville, Tenn.  
Enrollment: 9,024  
Nickname: Tigers  
Conference: Ohio Valley  
Colors: Royal Blue and White  
Arena: Howard C. Gentry Complex (10,500)  
President: Dr. James A. Hefner  
Athletic Director: Teresa L. Phillips



Head Coach  
Cy Alexander

COACHING STAFF

Head Coach: Cy Alexander  
Record at School (Years): 7-21 (1)  
Career Record (Years): 284-223 (17)  
Office Phone: (615) 963-5895  
Assistants: Jamal Brown, Mark Pittman, Darren Tillis

TEAM INFORMATION

2003-04 Record: 7-21  
Conference Record (Finish): 6-10 (8th)  
Postseason: na  
Final Ranking: na  
Starters Returning/Lost: 3/2  
Lettermen Returning/Lost: 5/6  
Key Losses: Garret Richardson (11.9 ppg/5.1 rpg/4.0 apg)

MEDIA RELATIONS

Basketball SID: Lee Wilmot  
Office Phone: (615) 963-5674  
Home Phone: (615) 356-8417  
E-Mail: lwilmot@tnstate.edu  
Office Fax: (615) 963-5895  
Press Row Phone: (615) 963-7616  
Web Site: www.tsutigers.com

GENERAL INFORMATION:

Location: Tulsa, Okla.  
Enrollment: 4,100  
Nickname: Golden Hurricane  
Conference: Western Athletic  
Colors: Old Gold, Royal Blue and Crimson  
Arena: Donald W. Reynolds Center (8,355)  
President: Dr. Steadman Upham  
Athletic Director: Judy MacLeod



Head Coach  
John Phillips

COACHING STAFF

Head Coach: John Phillips  
Record at School (Years): 59-37 (3)  
Career Record (Years): same  
Assistants: Steve Cooper, Kwanza Johnson, Alvin "Pooh" Williamson

TEAM INFORMATION

2003-04 Record: 9-20  
Conference Record (Finish): 5-12 (9th)  
Postseason: na  
Final Ranking: na  
Starters Returning/Lost: 4/1  
Lettermen Returning/Lost: 8/1  
Key Losses: Jason Parker (16.9 ppg/3.5 rpg), Kenneth Kelley (5.8 ppg/2.0 rpg)

MEDIA RELATIONS

Basketball SID: Don Tomkalski  
Office Phone: (918) 631-3200  
Home Phone: (918) 250-6803  
E-Mail: Donald-tomkalski@utulsa.edu  
Office Fax: (918) 631-3200  
Press Row Phone: (918) 631-5400 or 631-5401  
Web Site: www.tulshurricane.com

GENERAL INFORMATION:

Location: Nashville, Tenn.  
Enrollment: 6,319  
Nickname: Commodores  
Conference: Southeastern (Eastern Division)  
Colors: Black and Gold  
Arena: Memorial Gymnasium (14,168)  
Chancellor: Gordon Gee



Head Coach  
Kevin Stallings

COACHING STAFF

Head Coach: Kevin Stallings  
Record at School (Years): 85-69 (5)  
Career Record (Years): 208-132 (11)  
Office Phone: (615) 322-6530  
Assistants: Brad Frederick, Jeff Jackson, Dan Muller and Tom Richardson

TEAM INFORMATION

2003-04 Record: 23-10  
Conference Record (Finish): 8-8 (T3rd East)  
Postseason: NCAA (2-1)  
Final Ranking: 25 (ESPN/USA Today)  
Starters Returning/Lost: 4/1  
Lettermen Returning/Lost: 8/4  
Key Losses: Matt Freije (18.4 ppg/5.4 rpg)

MEDIA RELATIONS

Basketball SID: Andre Foushee  
Office Phone: (615) 322-4121  
Home Phone: (615) 268-5534  
E-Mail: andre.foushee@vanderbilt.edu  
Office Fax: (615) 343-7064  
Press Row Phone: (615) 320-0436  
Web Site: www.vucommadores.com

2004-05 ROSTER

No.	Name	P./Ht./Wt./Cl.	Hometown	Pts./Reb.
0	Kareem Grant	F/6-6/190/Jr.	Middletown, Conn.	
1	Eric King	F/6-7/230/Jr.	Brooklyn, N.Y.	
2	Reiley Ervin	G/5-10/160/Fr.	Memphis, Tenn.	
5	Herley MacLin*	G/6-4/205/Sr.	Brighton, Tenn.	1.8/1.3
11	Bruce Price*	G/6-3/205/So.	Minneapolis, Minn.	17.6/4.0
15	Andrae Belton	G/6-3/185/Fr.	Columbia, S.C.	
22	Jeremy Jackson*	F-G/6-6/200/Sr.	East St. Louis, Ill.	7.0/3.1
24	Rod Flowers	F-C/6-8/240/Sr.	Huntsville, Ala.	
25	Courtney Bohannon*	F/6-8/200/So.	Memphis, Tenn.	1.6/2.7
30	Roshawn Bowers***	F/6-6/190/Sr.	Nashville, Tenn.	16.9/6.7
34	Wayne Arnold	G/6-4/190/Jr.	Lilburn, Ga.	

\* - letters earned

2004-05 ROSTER

No.	Name	P./Ht./Wt./Cl.	Hometown	Pts./Reb.
00	Vernell Davis	F/6-8/220/Jr.	Broken Arrow, Okla.	
1	Deion James	G/6-1/180/Fr.	Milwaukee, Wis.	
2	Chris Wallace**	G/6-2/185/Jr.	Broken Arrow, Okla.	1.5/1.0
4	Jarius Glenn***	F/6-6/220/Sr.	Decatur, Ga.	12.6/6.1
5	Brett McDade	G/6-0/165/Fr.	Denton, Texas	
12	Kyle Blankenship*	G/6-0/185/Sr.	Shreveport, La.	2.3/1.0
24	Seneca Collins**	G/6-4/240/Jr.	Dallas, Texas	7.5/2.3
32	Yusuf Baker	F/6-8/220/Jr.	Orlando, Fla.	
33	Oswaldo Gonzalez	C/6-9/220/Sr.	Caracas, Venezuela	
34	Guilherme Teichmann*	F/6-9/205/Sr.	Santa Cruz, Brazil	6.1/6.0
41	Charles Ramsdell*	F/6-10/205/So.	Kingfisher, Okla.	3.7/2.4
44	Brian Cardwell*	C-F/6-10/225/So.	Sapulpa, Okla.	3.3/1.0
50	Anthony Price**	F/6-8/225/Jr.	The Woodlands, Texas	10.5/4.8

\* - letters earned

2004-05 ROSTER

No.	Name	P./Ht./Wt./Cl.	Hometown	Pts./Reb.
1	Mario Moore**	G/5-11/181/Jr	Nashville, Tenn.	11.2/2.7
2	Alex Gordon	G/5-11/165/Fr.	Pensacola, Fla.	
3	Jason Holwerda***	G/6-6/214/Sr.	Chattanooga, Tenn.	4.2/2.2
5	LaBraun Andrews	F/6-7/205/Jr.	Memphis, Tenn.	
11	Alan Metcalfe	F/6-9/248/Fr.	St. Helens, England	
13	Dawid Przybylszewski***	F-C/7-2/261/Sr.	Torun, Poland	8.3/3.7
20	Dan Cage*	G/6-5/215/So.	Indianapolis, Ind.	2.4/0.6
22	DeMarre Carroll	F/6-7/204/Fr.	Birmingham, Ala.	
23	Shan Foster	G-F/6-6/198/Fr.	Kenner, La.	
33	Julian Terrell**	F/6-9/249/Jr.	Nashville, Tenn.	6.4/4.2
42	Davis Nwankwo	F/6-9/240/Fr.	College Park, Md.	
44	Corey Smith***	G-F/6-9/242/Sr.	Houston, Texas	6.8/3.4
54	Ted Skuches*	C/6-11/252/So.	Audubon, Pa.	2.4/0.6

\* - letters earned

2004-05 SCHEDULE

11/19	at Western Kentucky	1/15	*Eastern Illinois
11/21	^at Vanderbilt	1/20	*at Tennessee-Martin
11/23	^at Southern Illinois	1/22	*at Murray State
11/27-28	Las Vegas Holiday Tournament	1/27	*at Austin Peay
		1/29	*at Tennessee Tech
11/30	Trevecca	2/3	*Eastern Kentucky
12/2	Fisk	2/5	*Morehead State
12/5	at Middle Tennessee	2/10	*at Eastern Illinois
12/14	Alabama A&M	2/12	*at Southeast Missouri
12/16	at Arkansas	2/17	*Murray State
12/18	at Alabama	2/19	*Tennessee-Martin
12/22	South Dakota State	2/27	*Jacksonville State
12/31	at Iowa State		^Las Vegas Holiday
1/2	at Louisville		Tournament, Las Vegas, Nev.
1/6	*at Jacksonville State		*Ohio Valley Conference game
1/8	*at Samford		

2004-05 SCHEDULE

11/16	^Wright State	1/27	*at San Jose State
11/21	Northwestern State (La.)	1/29	*at Hawaii
11/30	at Arkansas	2/3	*UTEP
12/5	Oral Roberts	2/5	*Boise State
12/12	Prairie View A&M	2/12	*Rice
12/18	Wichita State	2/16	*at Fresno State
12/22	Lamar	2/19	ESPN Bracket Buster
12/28	%at Oklahoma	2/21	*at Nevada
12/31	*Louisiana Tech	2/25	*Hawaii
1/2	*SMU	2/27	*San Jose State
1/6	*at Boise State	3/3	*at SMU
1/8	*at UTEP	3/5	*at Louisiana Tech
1/10	*at New Mexico State		^Preseason NIT
1/15	*at Rice		%-Oklahoma City, Okla.
1/20	*Nevada		*Western Athletic Conference game
1/22	*Fresno State		

2004-05 SCHEDULE

11/19	Toledo	1/29	*Ole Miss
11/21-23	^Las Vegas Invitational	2/2	*Tennessee
11/26-27	#Las Vegas Invitational	2/5	*Kentucky
12/1	Austin Peay	2/7	Texas Pan-American
12/4	%Oregon	2/12	*at Mississippi State
12/9	at Cincinnati	2/16	*at Auburn
12/18	TCU	2/19	*Arkansas
12/20	Central Michigan	2/23	*at Florida
12/22	Appalachian State	2/26	*Georgia
12/29	Dayton	3/2	*South Carolina
1/2	Louisiana-Lafayette	3/5	*at LSU
1/5	*Alabama	3/10-13	#SEC Tournament
1/8	*at Tennessee		^Nashville, Tenn.
1/12	*at Kentucky		#-Las Vegas, Nev.
1/15	*Florida		%-Portland, Ore.
1/22	*at Georgia		*SEC game
1/26	*at South Carolina		#-Atlanta, Ga.

GAME NOTES

> The game begins a seven-game homestand for the Hogs, their longest since an eight-game stretch in 1996. UA had a season-opening seven-game stretch in 2001.  
> UA leads the series 2-0 with wins in 1996 and 2001.

GAME NOTES

> UA won at Tulsa last year and has won eight of nine to push its series lead to 34-23.  
> Ronnie Brewer had the second of two straight double-doubles in the win over Tulsa last year, finishing with 14 points and 10 rebounds.  
> Jonathon Modica is averaging 20.0 points in two games against Tulsa.

GAME NOTES

> Arkansas has won three straight and leads the series 10-6.  
> In last year's win over the then-No. 22 Commodores, Michael Jones scored a career-high matching 18 points.



# THE SOUTHEASTERN CONFERENCE



Commissioner Mike Slive



Assistant Media Relations Director DeWayne Peevy  
(Basketball Contact)



## SEC MEMBERS

- University of Alabama
- University of Arkansas
- Auburn University
- University of Florida
- University of Georgia
- University of Kentucky
- Louisiana State University
- University of Mississippi
- Mississippi State University
- University of South Carolina
- University of Tennessee
- Vanderbilt University

## SEC OFFICE

2201 Richard Arrington Blvd. North  
Birmingham, AL 35203

Switchboard: 205-458-3000

Media Relations: 205-458-3010

Men's Basketball Contact: DeWayne Peevy

Fax: 205-458-3030

Web site: www.secsports.com

## National Championships Won by SEC Members in Men's Sports Since Arkansas Joined the League

(Nov. 1991 - June 2004)

<b>ARKANSAS</b>	<b>27</b>	<b>(10 indoor track, nine outdoor track, seven cross country, one basketball)</b>
LSU	8	(four baseball, two indoor track, one football, one outdoor track)
Auburn	4	(four swimming and diving)
Florida	3	(one football, two golf)
Georgia	3	(two tennis, one golf)
Tennessee	3	(one football, two indoor track)
Kentucky	2	(two basketball)
Alabama	1	(one football)

## ARKANSAS' SEC CHAMPIONSHIPS

(UA joined the league in 1991-92; was a member of the Southwest Conference from 1924-91)

2001 Tournament

1995 Western Division

1994 Overall, Western Division

1993 Western Division

1992 Overall, Western Division

The Southeastern Conference, with its storied 72-year history of athletic achievements and academic excellence, has built perhaps the greatest tradition of intercollegiate competition of any league in the country since its inception in 1933.

The 2003-04 academic year was another season to remember for the SEC as conference teams captured six national titles and nine national runner-up finishes. In the last 15 years, the SEC has won 100 national team championships for an average of more than six per year.

Overall, the SEC finished in the top two in 10 of its 20 sponsored sports and in the top five in 15 of the 20 sports.

In addition to the six team championships, 81 SEC student-athletes garnered individual national championships, while 498 individuals were awarded with first-team All-America honors. Student-athletes around the league continued to excel in the classroom as well with 1,954 earning recognition on the SEC Academic Honor Roll.

On the national all-sport level, the SEC placed seven teams in the top 30 of the Sears/NACDA Director's Cup rankings. Georgia led the league with a fifth-place finish. Florida placed sixth, while LSU was 11th, Tennessee fin-

ished 14th, Auburn 23rd, Arkansas 27th and Vanderbilt 28th to round out the league's top 30 finishes.

## HISTORY OF THE SEC

SEC schools began athletic competition with one another more than 100 years ago as members of the Southern Intercollegiate Athletic Association. Seven institutions (Alabama, Auburn, Georgia, Georgia Tech, North Carolina, Sewanee and Vanderbilt) attended the SIAA organizational meeting of faculty representatives in Atlanta on Dec. 22, 1894.

The SIAA expanded to 19 institutions in 1895 with Central, Clemson, Cumberland, Kentucky, LSU, Mercer Mississippi State, Nashville, Southwestern Presbyterian, Tennessee, Texas and Tulane joining the fold, and by 1920 there were 30 members.

The larger schools reorganized as the Southern Conference at a meeting in Gainesville Dec. 12-13, 1920, including Alabama, Auburn, Clemson, Georgia, Georgia Tech, Kentucky, Maryland, MSU, UNC, North Carolina State, Tennessee, Virginia, Virginia Tech and Washington & Lee. In 1922, Florida, LSU, Mississippi, South Carolina, Tulane, Vanderbilt, Virginia and VMI joined while Sewanee and Duke became members in 1923 and 1928, respectively. The 13 members west and south of the Appalachian Mountains reorganized (UA, AU, UF, UG, GTU, UK, LSU, UM, MSU, Sewanee, UT, Tulane and VU) as the SEC at the Southern Conference meetings of Dec. 8-9, 1932, in Knoxville while the 10 coast members remained in the SC. Sewanee withdrew on Dec. 13, 1940, Georgia Tech on June 1, 1964, and Tulane on June 1, 1966. The league maintained that membership until Arkansas joined on Aug. 1, 1990, and South Carolina on Sept. 25, 1990.

## Conference NCAA Record (1994-2004)

ACC 95-47 (.669)	Big Ten 87-56 (.608)
<b>SEC 93-56 (.624)</b>	Big 12* 76-57 (.571)
Big East 88-48 (.647)	Pac-10 72-46 (.610)

\*Combined records of teams of the former Big Eight and Southwest conferences before 1997.

## 2005 NCAA Tournament

### Selection Show:

March 13

### First & Second Rounds:

March 17 & 19

- Boise St. Pavilion – Boise, Idaho
- CSU Convocation Center – Cleveland, Ohio
- RCA Dome – Indianapolis, Ind.
- McKale Center – Tucson, Ariz.

March 18 & 20

- Charlotte Coliseum – Charlotte, N.C.
- Gaylord Entertainment Center – Nashville, Tenn.
- Ford Center – Oklahoma City, Okla.
- Centrum Centre – Worcester, Mass.

### Regionals:

March 24 & 26

- All-State Arena – Chicago, Ill.
- University Arena – Albuquerque, N.M.

March 25 & 27

- Frank Erwin Center – Austin, Texas
- Carrier Dome – Syracuse, N.Y.

### Final Four:


April 2 & 4

- Edward Jones Dome
- St. Louis, Mo.

## Future NCAA Final Four Dates & Sites

2006	April 1 & 3	RCA Dome - Indianapolis, Ind.
2007	March 31 & April 2	Georgia Dome - Atlanta, Ga.
2008	April 5 & 7	Alamodome - San Antonio, Texas
2009	April 4 & 6	Ford Field, Detroit, Mich.





# ARKANSAS' ALL-TIME SEC LEADERS

## UA's Individual SEC Leaders

**Rebounding** – Derek Hood, 1999 (8.0); Nick Davis, 1998 (9.8); Derek Hood, 1997 (8.0)  
**Field Goal Percentage** – Derek Hood, 1999 (.565, 173-306)  
**Three-Point Field Goal Percentage** – Scotty Thurman, 1995 (.427, 102-239)  
**Three-Point Field Goals Per Game** – Jannero Pargo, 2002 (3.28); Pat Bradley, 1999 (2.7); Pat Bradley, 1998 (2.8); Pat Bradley, 1997 (3.1)  
**Assists** – Kareem Reid, 1997 (5.7)  
**Assist-to-Turnover Ratio** – Blake Eddins, 2003 (5.0)  
**Steals** – Robert Shepherd, 1993 (2.8)

## UA's Team Leaders

**Scoring Offense** – 1998 (82.3), 1995 (87.6), 1994 (93.4), 1992 (89.8)  
**Scoring Margin** – 1994 (+17.9), 1992 (+12.9)  
**Field Goal Percentage Defense** – 2001 (.404, 712-1763)  
**Field Goal Percentage Differential** – 1994 (+8.6, .488/.402)  
**Three-Point Field Goal Percentage** – 1995 (.394, 361-917)  
**Three-Point Field Goals Per Game** – 2001 (8.8), 2000 (8.6), 1997 (8.6), 1995 (9.3)  
**Three-Point Field Goal Defense** – 1994 (.296, 217-732)  
**Free-Throw Percentage** – 1992 (.741, 604-815)  
**Turnover Margin** – 2002 (+5.41), 2001 (+7.0), 2000 (+6.7), 1998 (+5.8), 1994 (+5.4), 1993 (+7.4)  
**Rebounding** – 1994 (41.6), 2003 (38.0)  
**Offensive Rebounds** – 2003 (14.54)  
**Steals** – 2002 (10.55), 2001 (11.8), 2000 (11.2), 1998 (10.8), 1995 (11.4), 1993 (11.4), 1992 (10.5)

## UA's SEC Records

**INDIVIDUAL GAME:**  
**Three-Point Field Goals Made** – 12, Al Dillard vs. Delaware St. (12/11/93) (22 attempts)  
**Three-Point Field Goal Attempts** – 22, Pat Bradley vs. North Texas (12/30/98) (made 10); Al Dillard vs. Delaware St. (12/11/93)  
**CAREER:**  
**Three-Point Field Goals Made** – 366, Pat Bradley (1996-99) (915 attempts)  
**Three-Point Field Goal Attempts** – 915, Pat Bradley (1996-99) (366 attempts)

## TEAM GAME:

**Assists** – 40 vs. Troy St. (12/10/96)  
**Free Throws Made** – 48 vs. Ole Miss (1/17/04) (53 attempts)  
**Blocked Shots** – 18 vs. Missouri (12/5/95)  
**Three-Point Field Goals** – 21 vs. Troy State (12/10/96) (37 attempts)  
**Three-Point Field Goal Attempts** – 54 vs. North Texas (12/30/99) (19 made)

## TEAM SEASON:

**Points Scored** – 3,416 (1995)  
**Three-Point Goals Made** – 361 (1995) (917 attempts)  
**Three-Point Field Goal Attempts** – 917 (1995) (361 made)



Pat Bradley owns the SEC records for career three-point buckets (366) and three-point attempts (915).



Eric Ferguson was eight-of-eight at the line last year when Arkansas set a SEC record with 48 free throws made (in 53 attempts) in the victory over Ole Miss.



Derek Hood was a two-time rebounding champion in the SEC, leading the league in 1997 and 1999 while also leading the conference in field goal percentage in '99.



Robert Shepherd, who retired this past season from the Dusseldorf Magic in Germany after averaging 17.7 points a game and will now coach their under 16 national team, led the SEC in steals in 1993.





# THE SOUTHEASTERN CONFERENCE TOURNAMENT



## Arkansas in the SEC Tournament

### 1992 (Birmingham, Ala.)

Arkansas 73, Georgia 60  
Alabama 90, Arkansas 89  
(semifinals)

### 1993 (Lexington, Ky.)

Arkansas 65, Georgia 60  
Kentucky 92, Arkansas 82  
(semifinals)

### 1994 (Memphis, Tenn.)

Arkansas 95, Georgia 83  
Kentucky 90, Arkansas 78  
(semifinals)

### 1995 (Atlanta, Ga.)

Arkansas 73, Vanderbilt 72  
Arkansas 69, Alabama 58  
Kentucky 95, Arkansas 94 (OT)  
(finals)

### 1996 (New Orleans, La.)

Arkansas 80, South Carolina 58  
Kentucky 95, Arkansas 75  
(semifinals)

### 1997 (Memphis, Tenn.)

Georgia 65, Arkansas 63  
(quarterfinals)

### 1998 (Atlanta, Ga.)

Arkansas 102, Tennessee 96  
Kentucky 99, Arkansas 74  
(semifinals)

### 1999 (Atlanta, Ga.)

Arkansas 75, Florida 74  
Arkansas 84,  
Miss. St. 79 (OT)  
Kentucky 76, Arkansas 63  
(finals)

### 2000 (Atlanta, Ga.)

Arkansas 71, Georgia 64  
Arkansas 86, Kentucky 72  
Arkansas 69, LSU 67  
Arkansas 75, Auburn 67  
(finals)

### 2001 (Nashville, Tenn.)

Arkansas 77, LSU 72  
Kentucky 87, Arkansas 78  
(semifinals)

### 2002 (Atlanta, Ga.)

Tennessee 68, Arkansas 61  
(first round)

### 2003 (New Orleans, La.)

LSU 85, Arkansas 56  
(first round)

### 2004 (Atlanta, Ga.)

South Carolina 91,  
Arkansas 81  
(first round)

## 2005 SEC MEN'S BASKETBALL TOURNAMENT

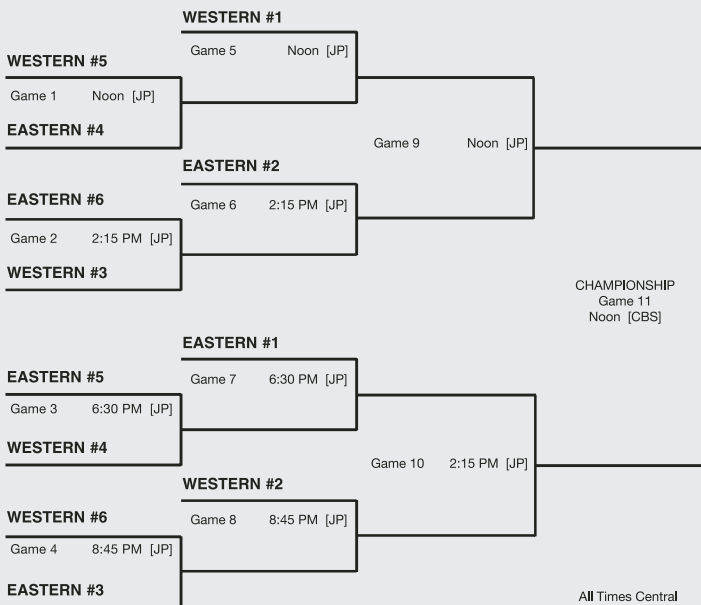
March 10-13 • Georgia Dome • Atlanta, Ga.

Thursday, March 10

Friday, March 11

Saturday, March 12

Sunday, March 13



## UA's Record Against the Field in the SEC Tournament

Opponent	Record	Last Meeting
Alabama	1-1	1995, Arkansas W 69-58 (semifinals)
Auburn	1-0	2000, Arkansas W 75-67 (finals)
Florida	1-0	1999, Arkansas W 75-74 (1st)
Georgia	4-1	2000, Arkansas W 71-64 (1st)
Kentucky	1-7	2001, Kentucky W 87-78 (semifinals)
LSU	2-1	2003, LSU, L 85-56 (1st)
Ole Miss	0-0	NA
Mississippi St.	1-0	1999, Arkansas W 84-79 (semifinals)
South Carolina	1-1	2004, USC W 91-81 (1st)
Tennessee	1-1	2002, Tennessee W 68-61 (1st)
Vanderbilt	1-0	1995, Arkansas W 73-72 (quarters)

## UA's Record By Round

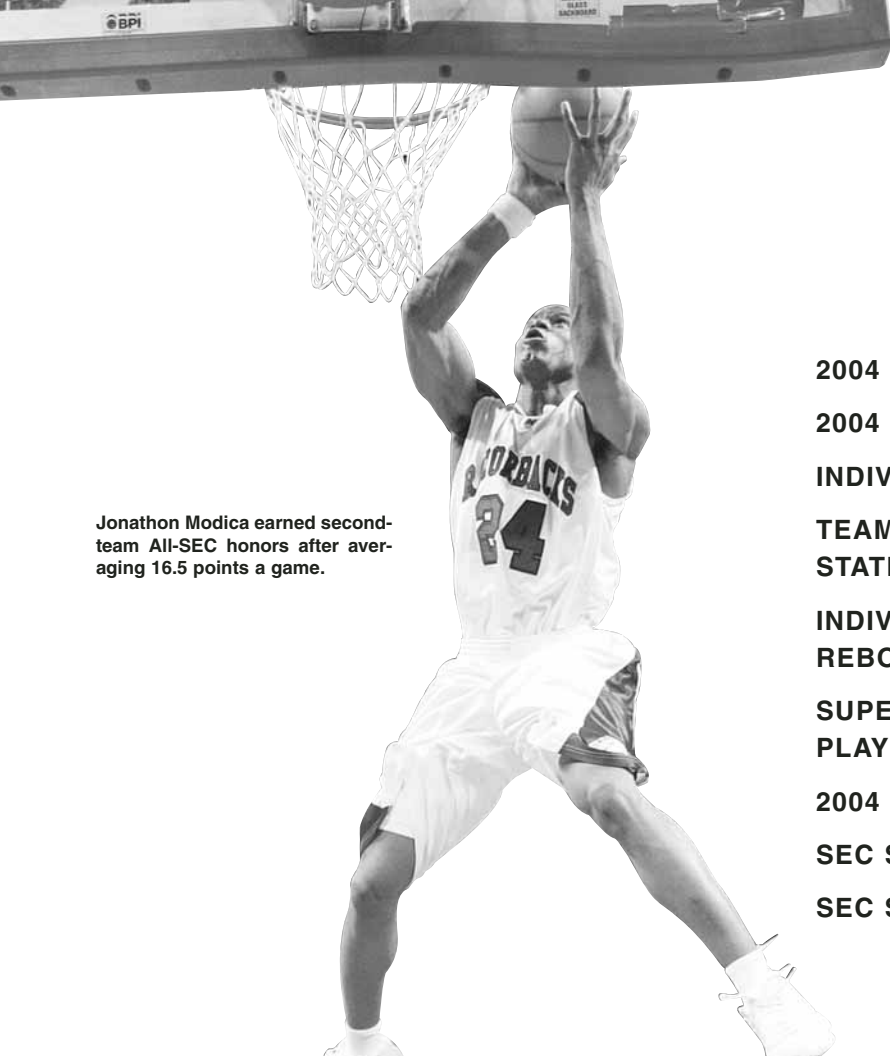
	Record	Appearances
First Round:	1-3	4 (2000, '02, '03, '04)
Quarterfinals:	9-1	10 (1992-2001)
Semifinals:	3-6	9 (1992-96, 1998-2001)
Finals:	1-2	3 (1995, '99, 2000)



Atlanta and the Georgia Dome are the host sites for the 2005, 2007 and 2008 SEC tournaments.

## SEC Tournament Records

Team	Years	Won	Lost	Pct.	Titles	Team	Years	Won	Lost	Pct.	Titles
Kentucky	43	105	17	.861	25	Georgia	44	32	43	.427	1
Alabama	45	54	38	.587	6	Vanderbilt	43	27	42	.391	1
Tennessee	44	53	40	.570	4	Auburn	42	25	41	.379	1
<b>Arkansas</b>	<b>12</b>	<b>14</b>	<b>12</b>	<b>.538</b>	<b>1</b>	Florida	39	22	39	.361	0
South Carolina	12	12	13	.480	0	Ole Miss	42	21	41	.339	1
LSU	45	39	44	.470	1	Mississippi St.	44	18	42	.300	2



Jonathon Modica earned second-team All-SEC honors after averaging 16.5 points a game.

2004 RECAP NOTES .....122

2004 RESULTS .....123

INDIVIDUAL STATISTICS .....124

TEAM GAME-BY-GAME STATISTICS .....125

INDIVIDUAL POINTS-REBOUNDS-ASSISTS .....126

SUPERLATIVES, DEPARTING PLAYER STATISTICS .....127


2004 BOX SCORES .....128

SEC STANDINGS .....134

SEC STATISTICS .....135



As a freshman, Ronnie Brewer led the team in rebounding (5.5), assists (3.4) and steals (2.0), and was second in scoring (12.2).



Vincent Hunter was one of nine freshmen and sophomores contributing quality minutes last year, which ranked Arkansas as the eighth-youngest team in the nation.



# YOUNG SQUAD SHOWS IMPROVEMENT

## MODICA, BREWER, FAMUTIMI, PHARIS EARN POSTSEASON HONORS

**THE SEASON:** Arkansas went 12-16 overall and finished sixth in the Southeastern Conference's Western Division with a 4-12 mark, improving on the 2003 final mark of 10-18.

The Razorbacks were 8-3 in non-conference play and posted a 10-6 record at home after going 9-7 at home in 2003.

**PHARIS NAMED TO ACADEMIC DISTRICT VI TEAM:** Senior Billy Pharis was named to the 2004 Academic All-District VI team as selected by the College Sports Information Directors of America. District VI includes all schools in Arkansas, Oklahoma, Mississippi, Louisiana, Texas and New Mexico.

Pharis, also named to the SEC's Good Works Team for his community service efforts, had a 3.86 grade point average in political science. He started 18 of 28 games and averaged 5.5 points and 2.9 rebounds a game. He led the team in scoring twice and was in double figures eight times, and he led the team in rebounding four times and in assists three times. Pharis led the team in three-point shooting, hitting 25 of 66 attempts, 37.9 percent.

**PLAYER HONORS:** Jonathon Modica earned second-team All-SEC honors (coaches) and was an All-District VII selection by the United States Basketball Writers Association. Ronnie Brewer earned freshman All-America honors from both Rivals.com (second team) and *College Basketball News* (third), while Olu Famutimi was honorable mention on the Rivals.com list. Senior Charles Tatum was one of 14 national finalists for the fourth annual V Foundation Comeback Award.

**TEAM AWARDS:** At the team's annual banquet, the following awards were announced - most improved player, Olu Famutimi; free throw award, Eric Ferguson (.857, 48-56); chairman of the boards (rebounding), Ronnie Brewer (5.5); defensive player of the year, Eric Ferguson; Mr. Hustle award, Rashard Sullivan; academic award, Billy Pharis (3.86 GPA in political science); MVP, Ronnie Brewer; and the Mr. Razorback award, Billy Pharis.

**HANDLING THE ROCK:** Arkansas had more assists than turnovers in a game nine times in 2004. That may not sound like a big deal, but in 2003, UA did not play a single game with more assists than turnovers, although the Razorbacks did tie in that category three times.

For the year, Arkansas was (-)23 in that statistic with 363 assists and 386 turnovers after finishing (-)192 in 2003.

Ronnie Brewer was crucial in that turnaround with 94 assists (3.4) and 72 turnovers (+22) along with sophomore Eric Ferguson. As a true freshman and the team's only point guard in 2003, Ferguson had 91 assists (3.3) and 109 turnovers, but had 78 assists (2.8) and only 55 turnovers last year, going from a (-)18 in 2003 to a (+)23 last year.

**SECOND-HALF SETBACKS:** Arkansas was in position to win several games it lost in the second half last year. In fact, six of UA's losses came in games in which the Razorbacks led at the half. The Razorbacks had a halftime lead in 16 games, winning 10.

UA led at Ole Miss 21-16 at the half on March 6 before losing 55-45. On Dec. 22, the Hogs led Western Carolina 22-20 at the break, but lost 62-59 in overtime; on Jan. 14, UA led at Alabama at the half, 35-34, but fell 81-65; on Jan. 21, Arkansas led at Auburn, 41-28, but lost 70-63; on Feb. 11, UA led 36-35 at Tennessee, but lost 69-65; and on March 3, UA led Alabama 34-19 at the break, but fell in overtime, 72-68.

### FAN SUPPORT STILL STRONG:

Arkansas' final home game of the year on March 3 against Alabama drew a crowd of 15,626. For 16 home dates, in which Arkansas was 10-6, the Razorbacks drew an average of 14,792, which ranked 13th in the nation. In 2003, during an 8-8 home campaign, Arkansas averaged 14,790 fans per game, which ranked 14th nationally. UA has ranked in the top 15 in national attendance average all 11 seasons since moving into Bud Walton Arena for the 1994 season.

**ARKANSAS FIELDED EIGHTH-YOUNGEST TEAM IN THE COUNTRY:** Based on the players contributing quality minutes, which for Arkansas was 12, the Razorbacks tied for the eighth-youngest team in the nation.

Of Arkansas' top 12 players, nine were freshmen and sophomores (.750). The

10 youngest teams in the country were: Northwestern State (11-13, .850), Florida (9-11, .820), Maryland (9-11, .820), Utah (8-10, .800), La Salle (8-10, .800), Villanova (8-10, .800), Michigan (7-9, .780), Arizona (6-8, .750), Arkansas (9-12, .750) and Wake Forest (9-12, .750).

**SPARE RIBS:** In six games against ranked teams, Jonathon Modica averaged 19.0 points and 3.8 rebounds a game while shooting 50.6 percent from the floor (39-77). Ronnie Brewer averaged 13.5 points and 4.2 rebounds while shooting 54.7 percent (29-53). Matt Jones averaged a team-high 6.2 rebounds in five games while scoring 4.0 points per game.


UA was 10-7 in games in which the Razorbacks shot 40 percent or better from the field and 2-9 when shooting less than 40 percent.

Michael Jones averaged 12.0 points over the last two games of the year, despite playing a total of 21 minutes in those two games. He had four double-figure scoring games with highs of 18 points against Vanderbilt and 17 against Auburn.

Olu Famutimi averaged 9.0 points and 3.4 rebounds over the last five games of the year, ranking third on the team in scoring and fourth in rebounding over that stretch.



Billy Pharis earned College Sports Information Directors of America Academic All-District VI honors, and earned the team's Mr. Razorback and academic awards.



Eric Ferguson was named UA's defensive player of the year last season.



# 2004 FINAL RESULTS



RECORD:	OVERALL	HOME	AWAY	NEUTRAL
ALL GAMES	(12-16)	(10-6)	(1-8)	(1-2)
CONFERENCE	(4-12)	(4-4)	(0-8)	(0-0)
NON-CONFERENCE	(8-4)	(6-2)	(1-0)	(1-2)

Olu Famutimi earned honorable mention freshman All-America honors from Rivals.com last year.

DATE	TIME	OPPONENT	SCORE	ATTEND	HIGH POINTS	HIGH REBOUNDS
11-21-03	7:05 p.m.	NICHOLLS ST.	W 89-60	13245	(26)Modica, Jonathon	(7)Brewer, Ronnie
11-25-03	7:05 p.m.	GRAMBLING ST.	W 64-46	11964	(19)Modica, Jonathon	(9)Brewer, Ronnie
11-29-03	1:05 p.m.	vs Jacksonville Univ.	W 85-65	6165	(23)Modica, Jonathon	(6)Jones, Michael
12-03-03	7:05 p.m.	ORAL ROBERTS	W 77-71	13428	(18)Modica, Jonathon (18)Ferguson, Eric	(7)Hunter, Vincent
12-06-03	11 a.m.	vs Illinois	L 61-84	15398	(20)Modica, Jonathon	(8)Famutimi, Olu
12-09-03	7:05 p.m.	SE MISSOURI ST.	W 78-68	10419	(20)Modica, Jonathon	(9)Pharis, Billy
12-17-03	7:05 p.m.	LOUISIANA TECH	W 68-56	13229	(22)Modica, Jonathon	(7)Famutimi, Olu
12-20-03	4:05 p.m.	OKLAHOMA ST.	L 58-73	18917	(23)Modica, Jonathon	(6)Brewer, Ronnie (6)Modica, Jonathon
12-22-03	7:05 p.m.	WESTERN CAROLINA	L 59-62	9234	(15)Brewer, Ronnie	(12)Sullivan, Rashard
12-30-03	7:09 p.m.	at Tulsa	W 81-74	8455	(28)Modica, Jonathon	(10)Brewer, Ronnie
01-03-04	12:37 p.m.	NORTH TEXAS	W 96-61	14009	(14)Brewer, Ronnie	(6)Pharis, Billy
01-06-04	8:05 p.m.	* LSU	L 55-66	18478	(21)Pharis, Billy	(11)Pharis, Billy
01-10-04	2 p.m.	* at Mississippi St.	L 62-80	9646	(18)Pharis, Billy	(7)Brewer, Ronnie
01-14-04	7 p.m.	* at Alabama	L 65-81	8956	(17)Modica, Jonathon	(9)Brewer, Ronnie
01-17-04	2:05 p.m.	* OLE MISS	W 86-78	17681	(19)Ferguson, Eric	(9)Hunter, Vincent
01-21-04	7 p.m.	* at Auburn	L 63-70	7110	(18)Ferguson, Eric	(7)Famutimi, Olu
01-24-04	2:05 p.m.	* VANDERBILT	W 70-62	17169	(21)Brewer, Ronnie (21)Modica, Jonathon	(7)Jones, Michael
01-31-04	4 p.m.	* at Georgia	L 50-71	9417	(17)Modica, Jonathon	(5)Hunter, Vincent (5)Famutimi, Olu
02-04-04	7:05 p.m.	* AUBURN	W 74-52	7821	(17)Jones, Michael	(5)Brewer, Ronnie (5)Ferguson, Eric
02-07-04	Noon	* at LSU	L 52-65	9646	(14)Jones, Matt	(10)Jones, Matt
02-11-04	8 p.m.	* at Tennessee	L 65-69	11536	(18)Famutimi, Olu	(8)Pharis, Billy
02-14-04	7:05 p.m.	* MISSISSIPPI ST.	L 70-77	19042	(33)Modica, Jonathon	(10)Jones, Matt
02-18-04	8 p.m.	* at Kentucky	L 56-73	21941	(14)Modica, Jonathon	(9)Jones, Matt
02-21-04	2 p.m.	* SOUTH CAROLINA	W 82-66	17812	(19)Davis, Kendrick	(6)Famutimi, Olu
02-28-04	3:05 p.m.	* FLORIDA	L 68-73	18602	(23)Brewer, Ronnie	(7)Brewer, Ronnie
03-03-04	7 p.m.	* ALABAMA	L 68-72	15626	(17)Modica, Jonathon	(8)Jones, Matt
03-06-04	2 p.m.	* at Ole Miss	L 45-55	4455	(9)Modica, Jonathon (9)Jones, Michael	(9)Sullivan, Rashard
3-11-04	3:15 p.m.	vs South Carolina	L 81-91	12545	(15)Jones, Michael	(8)Modica, Jonathon

\* indicates conference game

ATTENDANCE SUMMARY	GAMES	TOTALS	AVG/GAME
HOME	16	23,6676	14,792
AWAY	9	91,162	10,129
NEUTRAL	3	34,108	11,369
TOTAL	28	361,946	12,927



# 2004 FINAL STATISTICS (Overall)

RECORD:	OVERALL	HOME	AWAY	NEUTRAL
ALL GAMES	(12-16)	(10-6)	(1-8)	(1-2)
CONFERENCE	(4-12)	(4-4)	(0-8)	(0-0)
NON-CONFERENCE	(8-4)	(6-2)	(1-0)	(1-2)

## Player	GP-GS	Min-Avg	— TOTAL —		— 3-PTS —		FT-FTA	Pct	— REBOUNDS —				PF	FO	A	TO	Blk	Stl	Pts	Avg
			FG-FGA	Pct	3FG-FGA	Pct			Off	Def	Tot	Avg								
24 Jonathon Modica	28-23	828 29.6	157-340	.462	37-114	.325	111-142	.782	59	66	125	4.5	65	1	34	62	2	21	462	16.5
10 Ronnie Brewer	28-28	907 32.4	125-260	.481	17-64	.266	74-129	.574	59	94	153	5.5	47	1	94	72	20	57	341	12.2
11 Eric Ferguson	28-20	724 25.9	75-202	.371	29-85	.341	48-56	.857	12	61	73	2.6	60	3	78	55	6	37	227	8.1
23 Olu Famutimi	27-13	569 21.1	70-193	.363	12-51	.235	38-59	.644	38	56	94	3.5	55	1	22	49	9	23	190	7.0
14 Billy Pharis	28-18	536 19.1	59-149	.396	25-66	.379	10-18	.556	30	50	80	2.9	50	1	37	23	8	10	153	5.5
12 Kendrick Davis	25-3	318 12.7	43-126	.341	16-61	.262	34-38	.895	6	23	29	1.2	36	0	18	21	2	4	136	5.4
05 Matt Jones	17-10	385 22.6	39-92	.476	4-15	.267	3-9	.333	22	54	76	4.5	31	1	27	26	3	24	85	5.0
01 Michael Jones	26-2	262 10.1	42-112	.375	23-68	.338	19-27	.704	9	34	43	1.7	35	1	8	13	4	3	126	4.8
33 Vincent Hunter	24-9	369 15.4	26-53	.491	0-0	.000	38-55	.691	38	38	76	3.2	66	6	7	19	22	6	90	3.8
03 Charles Tatum	23-1	184 8.0	15-39	.385	15-39	.385	2-2	1.000	2	13	15	0.7	20	0	12	5	1	6	47	2.0
02 Wen Mukubu	24-3	140 5.8	11-27	.407	0-2	.000	6-16	.375	11	20	31	1.3	21	0	2	16	0	11	28	1.2
20 Rashard Sullivan	26-10	354 13.6	13-33	.394	0-0	.000	4-17	.235	30	47	77	3.0	64	2	19	18	28	16	30	1.2
22 Preston Cranford	15-0	28 1.9	2-7	.286	2-6	.333	2-4	.500	0	2	2	0.1	1	0	1	0	2	0	8	0.5
43 Jamar Blackmon	21-0	46 2.2	1-6	.167	0-2	.000	3-5	.600	3	3	6	0.3	4	0	4	2	1	2	5	0.2
TEAM									46	41	87	3.1	0		5					
<b>Total</b>	<b>28</b>	<b>5650</b>	<b>678-1629</b>	<b>.416</b>	<b>180-573</b>	<b>.314</b>	<b>392-577</b>	<b>.679</b>	<b>365</b>	<b>602</b>	<b>967</b>	<b>34.5</b>	<b>555</b>	<b>17</b>	<b>363</b>	<b>386</b>	<b>108</b>	<b>220</b>	<b>1928</b>	<b>68.9</b>
<b>Opponents</b>	<b>28</b>	<b>5650</b>	<b>664-1529</b>	<b>.434</b>	<b>180-531</b>	<b>.339</b>	<b>413-622</b>	<b>.664</b>	<b>362</b>	<b>666</b>	<b>1028</b>	<b>36.7</b>	<b>531</b>	<b>-</b>	<b>384</b>	<b>463</b>	<b>93</b>	<b>162</b>	<b>1921</b>	<b>68.6</b>

SCORE BY PERIODS:	1st	2nd	OT	Total	DEADBALL REBOUNDS:	OFF	DEF	TOTAL
Arkansas	869	1046	13	1928	Arkansas	86	16	102
Opponents	843	1058	20	1921	Opponents	96	17	113

# 2004 FINAL STATISTICS (SEC games only)

RECORD:	OVERALL	HOME	AWAY	NEUTRAL
ALL GAMES	(4-12)	(4-4)	(0-8)	(0-0)
CONFERENCE	(4-12)	(4-4)	(0-8)	(0-0)
NON-CONFERENCE	(0-0)	(0-0)	(0-0)	(0-0)

## Player	GP-GS	Min-Avg	— TOTAL —		— 3-PTS —		FT-FTA	Pct	— REBOUNDS —				PF	FO	A	TO	Blk	Stl	Pts	Avg
			FG-FGA	Pct	3FG-FGA	Pct			Off	Def	Tot	Avg								
24 Jonathon Modica	16-11	479 29.9	81-190	.426	21-73	.288	49-65	.754	33	37	70	4.4	38	1	16	28	1	10	232	14.5
10 Ronnie Brewer	16-16	544 34.0	63-142	.444	10-38	.263	54-86	.628	30	55	85	5.3	24	0	51	40	13	38	190	11.9
23 Olu Famutimi	16-9	327 20.4	48-117	.410	8-33	.242	9-16	.563	21	27	48	3.0	28	0	14	20	3	15	113	7.1
11 Eric Ferguson	16-11	418 26.1	35-108	.324	15-44	.341	20-23	.870	7	28	35	2.2	31	1	45	37	3	17	105	6.6
01 Michael Jones	15-2	163 10.9	27-71	.380	16-46	.348	13-16	.813	6	20	26	1.7	20	0	7	6	1	3	83	5.5
05 Matt Jones	15-9	358 23.9	37-76	.487	4-14	.286	3-9	.333	22	52	74	4.9	31	1	24	26	2	23	81	5.4
12 Kendrick Davis	13-0	149 11.5	21-57	.368	6-28	.214	21-23	.913	4	13	17	1.3	21	0	6	15	0	2	69	5.3
14 Billy Pharis	16-8	262 16.4	29-74	.392	11-32	.344	5-7	.714	13	25	38	2.4	29	0	12	9	4	4	74	4.6
33 Vincent Hunter	16-4	225 14.1	11-26	.423	0-0	.000	22-33	.667	21	22	43	2.7	44	4	4	13	16	4	44	2.8
03 Charles Tatum	12-1	73 6.1	6-17	.353	6-17	.353	0-0	.000	0	4	4	0.3	8	0	2	1	1	2	18	1.5
02 Wen Mukubu	13-3	59 4.5	4-10	.400	0-0	.000	2-3	.667	3	8	11	0.8	6	0	1	7	0	4	10	0.8
20 Rashard Sullivan	14-6	139 9.9	4-16	.250	0-0	.000	0-6	.000	13	19	32	2.3	26	0	5	5	11	6	8	0.6
22 Preston Cranford	8-0	11 1.4	1-3	.333	1-3	.333	1-2	.500	0	1	1	0.1	0	0	0	0	0	0	4	0.5
43 Jamar Blackmon	12-0	18 1.5	0-3	.000	0-2	.000	0-0	.000	0	1	1	0.1	2	0	1	1	0	0	0	0.0
TEAM									23	19	42	2.6	0		2					
<b>Total</b>	<b>16</b>	<b>3225</b>	<b>367-910</b>	<b>.403</b>	<b>98-330</b>	<b>.297</b>	<b>199-289</b>	<b>.689</b>	<b>196</b>	<b>331</b>	<b>527</b>	<b>32.9</b>	<b>308</b>	<b>7</b>	<b>188</b>	<b>210</b>	<b>55</b>	<b>128</b>	<b>1031</b>	<b>64.4</b>
<b>Opponents</b>	<b>16</b>	<b>3225</b>	<b>387-858</b>	<b>.451</b>	<b>108-311</b>	<b>.347</b>	<b>228-348</b>	<b>.655</b>	<b>201</b>	<b>386</b>	<b>587</b>	<b>36.7</b>	<b>272</b>	<b>-</b>	<b>241</b>	<b>240</b>	<b>57</b>	<b>105</b>	<b>1110</b>	<b>69.4</b>

SCORE BY PERIODS:	1st	2nd	OT	Total	DEADBALL REBOUNDS:	OFF	DEF	TOTAL
Arkansas	497	529	5	1031	Arkansas	43	9	52
Opponents	482	619	9	1110	Opponents	51	7	58

## SEC TEAM STATISTICS

TEAM STATISTICS	AR	OPP	STEALS	128	105		
<b>SCORING</b>	<b>1031</b>	<b>1110</b>	Steals per game	8.0	6.6		
Points per game	64.4	69.4	<b>BLOCKS</b>	<b>55</b>	<b>57</b>		
Scoring margin	-4.9	-	Blocks per game	3.4	3.6		
<b>FIELD GOALS-ATT</b>	<b>367-910</b>	<b>387-858</b>	<b>WINNING STREAK</b>	<b>0</b>	<b>-</b>		
Field goal pct	.403	.451	Home win streak	0	-		
<b>3 POINT FG-ATT</b>	<b>98-330</b>	<b>108-311</b>	<b>ATTENDANCE</b>	<b>132231</b>	<b>82707</b>		
3-point FG pct	.297	.347	Home games-Avg/Game	8-16529	8-10338		
3-pt FG made per game	6.1	6.8	Neutral site-Avg/Game	-	0-0		
<b>FREE THROWS-ATT</b>	<b>199-289</b>	<b>228-348</b>	<b>SCORE BY PERIODS:</b>	<b>1st</b>	<b>2nd</b>	<b>OT</b>	<b>Total</b>
Free throw pct	.689	.655	Arkansas	497	529	5	1031
<b>REBOUNDS</b>	<b>527</b>	<b>587</b>	Opponents	482	619	9	1110
Rebounds per game	32.9	36.7					
Rebounding margin	-3.7	-					
<b>ASSISTS</b>	<b>188</b>	<b>241</b>					
Assists per game	11.8	15.1					
<b>TURNOVERS</b>	<b>210</b>	<b>240</b>					
Turnovers per game	13.1	15.0					
Turnover margin	+1.9	-					
Assist/turnover ratio	0.9	1.0					

## OVERALL TEAM STATISTICS

TEAM STATISTICS	AR	OPP	STEALS	220	162		
<b>SCORING</b>	<b>1928</b>	<b>1921</b>	Steals per game	7.9	5.8		
Points per game	68.9	68.6	<b>BLOCKS</b>	<b>108</b>	<b>93</b>		
Scoring margin	+0.3	-	Blocks per game	3.9	3.3		
<b>FIELD GOALS-ATT</b>	<b>678-1629</b>	<b>664-1529</b>	<b>WINNING STREAK</b>	<b>0</b>	<b>-</b>		
Field goal pct	.416	.434	Home win streak	0	-		
<b>3 POINT FG-ATT</b>	<b>180-573</b>	<b>180-531</b>	<b>ATTENDANCE</b>	<b>236676</b>	<b>125270</b>		
3-point FG pct	.314	.339	Home games-Avg/Game	16-14792	9-10129		
3-pt FG made per game	6.4	6.4	Neutral site-Avg/Game	-	3-11369		
<b>FREE THROWS-ATT</b>	<b>392-577</b>	<b>413-622</b>	<b>SCORE BY PERIODS:</b>	<b>1st</b>	<b>2nd</b>	<b>OT</b>	<b>Total</b>
Free throw pct	.679	.664	Arkansas	869	1046	13	1928
<b>REBOUNDS</b>	<b>967</b>	<b>1028</b>	Opponents	843	1058	20	1921
Rebounds per game	34.5	36.7					
Rebounding margin	-2.2	-					
<b>ASSISTS</b>	<b>363</b>	<b>384</b>					
Assists per game	13.0	13.7					
<b>TURNOVERS</b>	<b>386</b>	<b>463</b>					
Turnovers per game	13.8	16.5					
Turnover margin	+2.8	-					
Assist/turnover ratio	0.9	0.8					



# 2004 GAME-BY-GAME TEAM STATISTICS

Opponent	— TOTAL —		— 3-PTRS —		— FT-FTA —		— REBOUNDS —				PF	A	TO	Blk	Stl	Score
	FG-FGA	Pct	3FG-FGA	Pct	FT-FTA	Pct	Off	Def	Tot	Avg						
Nicholls St.	19-52	.365	4-21	.190	18-24	.750	9	20	29	29	23	7	23	1	5	60
<b>ARKANSAS</b>	<b>31-54</b>	<b>.574</b>	<b>8-18</b>	<b>.444</b>	<b>19-24</b>	<b>.792</b>	<b>5</b>	<b>26</b>	<b>31</b>	<b>31</b>	<b>25</b>	<b>15</b>	<b>16</b>	<b>5</b>	<b>8</b>	<b>89 W</b>
Grambling St.	16-56	.286	3-19	.158	11-14	.786	11	23	34	31.5	17	9	19	1	5	46
<b>ARKANSAS</b>	<b>23-50</b>	<b>.460</b>	<b>4-13</b>	<b>.308</b>	<b>14-16</b>	<b>.875</b>	<b>6</b>	<b>27</b>	<b>33</b>	<b>32.0</b>	<b>15</b>	<b>12</b>	<b>16</b>	<b>6</b>	<b>6</b>	<b>64 W</b>
Jacksonville U.	23-55	.455	9-25	.360	10-17	.588	15	20	35	32.7	13	17	24	4	4	65
<b>ARKANSAS</b>	<b>35-68</b>	<b>.515</b>	<b>9-21</b>	<b>.429</b>	<b>6-10</b>	<b>.600</b>	<b>13</b>	<b>23</b>	<b>36</b>	<b>33.3</b>	<b>19</b>	<b>22</b>	<b>15</b>	<b>4</b>	<b>8</b>	<b>85 W</b>
Oral Roberts	28-63	.444	7-22	.318	8-13	.615	15	22	37	33.8	23	14	18	0	2	71
<b>ARKANSAS</b>	<b>29-58</b>	<b>.500</b>	<b>5-19</b>	<b>.263</b>	<b>14-30</b>	<b>.467</b>	<b>10</b>	<b>22</b>	<b>32</b>	<b>33.0</b>	<b>17</b>	<b>15</b>	<b>12</b>	<b>4</b>	<b>9</b>	<b>77 W</b>
Arkansas at Illinois	19-57	.333	3-13	.231	20-31	.645	21	21	42	34.8	19	11	21	5	7	61
Arkansas at Illinois	31-68	.456	6-20	.300	16-20	.800	18	22	40	35.0	27	22	13	5	12	84 L
Southeast Mo. St.	24-53	.453	7-15	.467	13-25	.520	12	19	31	34.3	22	9	17	1	4	68
<b>ARKANSAS</b>	<b>25-55</b>	<b>.455</b>	<b>10-23</b>	<b>.435</b>	<b>18-27</b>	<b>.667</b>	<b>16</b>	<b>21</b>	<b>37</b>	<b>35.2</b>	<b>20</b>	<b>15</b>	<b>17</b>	<b>2</b>	<b>7</b>	<b>78 W</b>
La. Tech	22-53	.415	6-18	.333	6-13	.462	12	21	33	34.1	21	9	21	5	8	56
<b>ARKANSAS</b>	<b>25-57</b>	<b>.439</b>	<b>5-18</b>	<b>.278</b>	<b>13-19</b>	<b>.684</b>	<b>14</b>	<b>22</b>	<b>36</b>	<b>35.3</b>	<b>14</b>	<b>16</b>	<b>16</b>	<b>4</b>	<b>10</b>	<b>68 W</b>
Oklahoma St.	25-49	.510	4-10	.400	19-27	.704	11	31	42	35.1	23	9	18	2	3	73
<b>ARKANSAS</b>	<b>21-60</b>	<b>.350</b>	<b>4-23</b>	<b>.174</b>	<b>12-23</b>	<b>.522</b>	<b>15</b>	<b>16</b>	<b>31</b>	<b>34.8</b>	<b>19</b>	<b>12</b>	<b>12</b>	<b>3</b>	<b>6</b>	<b>58 L</b>
Western Carolina	18-50	.360	5-16	.313	21-33	.636	8	30	38	35.4	23	7	20	0	4	62
<b>ARKANSAS</b>	<b>21-70</b>	<b>.300</b>	<b>5-26</b>	<b>.192</b>	<b>12-22</b>	<b>.545</b>	<b>23</b>	<b>28</b>	<b>51</b>	<b>36.6</b>	<b>26</b>	<b>13</b>	<b>20</b>	<b>4</b>	<b>6</b>	<b>59 L (OT)</b>
Arkansas at Tulsa	23-58	.397	11-23	.478	24-33	.727	16	25	41	37.0	20	15	15	5	9	81
Arkansas at Tulsa	25-61	.410	6-15	.400	18-23	.783	15	25	40	35.9	23	13	16	8	6	74 W
North Texas	24-61	.393	7-19	.368	6-15	.400	16	30	46	36.8	19	15	23	5	0	61
<b>ARKANSAS</b>	<b>35-73</b>	<b>.479</b>	<b>11-23</b>	<b>.478</b>	<b>15-22</b>	<b>.682</b>	<b>12</b>	<b>24</b>	<b>36</b>	<b>36.9</b>	<b>18</b>	<b>23</b>	<b>3</b>	<b>8</b>	<b>13</b>	<b>96 W</b>
LSU	21-51	.412	5-14	.357	19-26	.731	8	34	42	37.2	16	7	14	2	8	66
<b>ARKANSAS</b>	<b>22-67</b>	<b>.328</b>	<b>9-27</b>	<b>.333</b>	<b>2-10</b>	<b>.200</b>	<b>14</b>	<b>27</b>	<b>41</b>	<b>37.2</b>	<b>17</b>	<b>10</b>	<b>13</b>	<b>7</b>	<b>3</b>	<b>55 L</b>
Arkansas at Miss. St.	23-57	.404	6-22	.273	10-19	.526	16	16	32	36.8	20	9	19	4	9	62
Arkansas at Miss. St.	31-65	.477	2-15	.133	16-21	.762	21	24	45	37.8	18	14	14	4	10	80 L
Arkansas at Alabama	26-61	.481	8-20	.400	5-10	.500	13	24	37	36.9	28	9	16	5	7	65
Arkansas at Alabama	26-52	.500	4-14	.286	25-35	.714	8	26	34	37.6	17	14	11	8	8	81 L
Ole Miss	28-64	.438	9-26	.346	13-19	.684	13	15	28	36.9	33	20	9	2	7	78
<b>ARKANSAS</b>	<b>16-44</b>	<b>.364</b>	<b>6-14</b>	<b>.429</b>	<b>48-53</b>	<b>.906</b>	<b>13</b>	<b>23</b>	<b>36</b>	<b>36.8</b>	<b>18</b>	<b>9</b>	<b>14</b>	<b>7</b>	<b>5</b>	<b>86 W</b>
Arkansas at Auburn	25-60	.417	5-23	.217	8-11	.727	16	19	35	36.7	16	8	15	2	10	63
Arkansas at Auburn	27-72	.375	10-36	.278	6-7	.857	27	20	47	37.6	10	20	16	5	9	70 L
Vanderbilt	20-53	.377	9-23	.391	13-22	.591	14	21	35	37.4	19	12	17	1	5	62
<b>ARKANSAS</b>	<b>23-50</b>	<b>.460</b>	<b>8-20</b>	<b>.400</b>	<b>16-19</b>	<b>.842</b>	<b>7</b>	<b>22</b>	<b>29</b>	<b>36.2</b>	<b>17</b>	<b>14</b>	<b>12</b>	<b>4</b>	<b>4</b>	<b>70 W</b>
Arkansas at Georgia	20-53	.377	1-15	.067	9-21	.429	16	15	31	35.9	20	5	17	3	15	50
Arkansas at Georgia	25-47	.532	6-16	.375	15-24	.625	14	24	38	37.4	18	17	21	6	11	71 L
Auburn	15-53	.283	6-26	.231	16-24	.667	12	23	35	37.3	14	10	18	4	4	52
<b>ARKANSAS</b>	<b>28-56</b>	<b>.500</b>	<b>10-20</b>	<b>.500</b>	<b>8-15</b>	<b>.533</b>	<b>8</b>	<b>26</b>	<b>34</b>	<b>35.8</b>	<b>20</b>	<b>20</b>	<b>12</b>	<b>4</b>	<b>10</b>	<b>74 W</b>
Arkansas at LSU	19-55	.345	7-23	.304	7-13	.538	14	20	34	35.8	24	10	13	2	4	52
Arkansas at LSU	22-48	.458	3-9	.333	18-31	.581	16	25	41	37.5	15	12	12	4	6	65 L
Arkansas at Tennessee	25-68	.368	9-26	.346	6-7	.857	15	16	31	35.5	11	16	6	1	9	65
Arkansas at Tennessee	27-53	.509	9-19	.474	6-9	.667	12	28	40	37.5	10	22	14	4	3	69 L
Mississippi St.	29-50	.580	9-20	.450	10-14	.714	8	28	36	37.5	11	15	17	2	4	77
<b>ARKANSAS</b>	<b>27-61</b>	<b>.443</b>	<b>8-22</b>	<b>.364</b>	<b>8-13</b>	<b>.615</b>	<b>9</b>	<b>14</b>	<b>23</b>	<b>35.0</b>	<b>16</b>	<b>19</b>	<b>8</b>	<b>0</b>	<b>9</b>	<b>70 L</b>
Arkansas at Kentucky	20-54	.370	3-16	.188	13-17	.765	9	21	30	34.7	20	6	14	3	4	56
Arkansas at Kentucky	27-47	.574	6-14	.429	13-25	.520	6	26	32	37.3	18	21	13	4	6	73 L
South Carolina	23-57	.404	9-21	.429	11-17	.647	14	16	30	37.0	20	14	18	3	8	66
<b>ARKANSAS</b>	<b>27-55</b>	<b>.491</b>	<b>6-20</b>	<b>.300</b>	<b>20-22</b>	<b>.917</b>	<b>14</b>	<b>25</b>	<b>39</b>	<b>34.9</b>	<b>17</b>	<b>18</b>	<b>18</b>	<b>4</b>	<b>8</b>	<b>82 W</b>
Florida	29-50	.580	8-19	.421	7-9	.778	4	26	30	36.7	14	18	20	4	4	73
<b>ARKANSAS</b>	<b>26-64</b>	<b>.406</b>	<b>2-25</b>	<b>.080</b>	<b>14-21</b>	<b>.667</b>	<b>13</b>	<b>18</b>	<b>31</b>	<b>34.8</b>	<b>13</b>	<b>12</b>	<b>9</b>	<b>1</b>	<b>14</b>	<b>68 L</b>
Alabama	23-51	.451	7-22	.318	19-32	.594	15	21	36	36.7	20	11	16	1	4	72
<b>ARKANSAS</b>	<b>24-55</b>	<b>.436</b>	<b>6-20</b>	<b>.300</b>	<b>14-18</b>	<b>.778</b>	<b>9</b>	<b>20</b>	<b>29</b>	<b>34.5</b>	<b>25</b>	<b>14</b>	<b>11</b>	<b>2</b>	<b>8</b>	<b>68 L(OT)</b>
Arkansas at Ole Miss	16-50	.320	4-17	.235	9-18	.500	10	25	35	34.6	26	8	13	6	7	45
Arkansas at Ole Miss	14-45	.311	6-17	.353	21-33	.636	9	29	38	36.7	19	13	10	3	8	55 L
<b>ARKANSAS</b>	<b>24-59</b>	<b>.407</b>	<b>7-23</b>	<b>.304</b>	<b>26-31</b>	<b>.839</b>	<b>18</b>	<b>16</b>	<b>34</b>	<b>34.5</b>	<b>35</b>	<b>6</b>	<b>13</b>	<b>3</b>	<b>3</b>	<b>81</b>
South Carolina	22-50	.440	8-20	.400	39-50	.780	19	17	36	36.7	24	12	11	4	4	91 L
<b>Arkansas</b>	<b>678-1629</b>	<b>.416</b>	<b>180-573</b>	<b>.314</b>	<b>392-577</b>	<b>.679</b>	<b>365</b>	<b>602</b>	<b>967</b>	<b>34.5</b>	<b>555</b>	<b>363</b>	<b>386</b>	<b>108</b>	<b>220</b>	<b>68.9 ppg</b>
<b>Opponents</b>	<b>664-1529</b>	<b>.434</b>	<b>180-531</b>	<b>.339</b>	<b>413-622</b>	<b>.664</b>	<b>362</b>	<b>666</b>	<b>1028</b>	<b>36.7</b>	<b>531</b>	<b>384</b>	<b>463</b>	<b>93</b>	<b>162</b>	<b>68.6 ppg</b>

### ARKANSAS AVERAGES

Games played:	28	Turnovers/game:	13.8
Rebounds/game:	34.5	3FG Pct:	31.4
Points/game:	68.9	Assist/turnover ratio:	0.9
Assists/game:	13.0	FT Pct:	67.9
FG Pct:	41.6	Steals/game:	7.9
		Blocks/game:	3.9

### OPPONENT AVERAGES

Games played:	28	Turnovers/game:	16.5
Rebounds/game:	36.7	3FG Pct:	33.9
Points/game:	68.6	Assist/turnover ratio:	0.8
Assists/game:	13.7	FT Pct:	66.4
FG Pct:	43.4	Steals/game:	5.8
		Blocks/game:	3.3





# ARKANSAS GAME-BY-GAME POINTS-REBOUNDS-ASSISTS

## ALL GAMES

	1	2	3	5	10	11	12	14	20	22	23	24	33	43
Opponent	Jones	Mukubu	Tatum	Jones	Brewer	Ferguson	Davis	Pharis	Sullivan	Cranford	Famutimi	Modica	Hunter	Blackmon
NICHOLLS ST.	3-1-0	3-0-0	0-0-0	DNP	+18-7-8	12-2-3	+11-0-0	+0-2-1	0-3-0	0-0-1	7-4-0	+26-3-1	+9-5-1	0-0-0
GRAMBLING ST.	1-1-0	0-1-0	3-2-0	DNP	+8-9-4	7-1-2	+4-2-2	+2-4-2	2-3-1	0-0-0	10-3-1	+19-2-0	+8-3-0	0-0-0
vs Jacksonville Univ.	4-6-0	0-1-0	0-0-0	DNP	+12-3-7	+8-3-1	19-4-4	+5-2-3	0-0-0	0-0-0	8-3-3	+23-5-3	+6-3-1	0-2-0
ORAL ROBERTS	4-2-1	DNP	DNP	DNP	+14-6-5	18-4-2	+0-0-1	+12-2-1	0-3-3	DNP	3-4-0	+18-3-2	+8-7-0	DNP
vs Illinois	1-0-0	0-0-0	0-2-2	DNP	+11-3-3	+2-1-1	3-0-0	+3-3-2	4-5-1	1-0-0	11-8-2	+20-3-0	+2-6-0	3-0-0
SE MISSOURI ST.	DNP	1-3-0	3-1-1	DNP	+14-4-2	+18-2-3	0-0-0	10-9-4	+0-2-2	DNP	+12-3-0	+20-8-3	DNP	DNP
LOUISIANA TECH	2-1-0	0-0-0	6-5-3	DNP	+14-5-1	+4-5-2	2-1-0	+7-2-5	2-4-1	0-0-0	+9-7-2	+22-3-2	DNP	0-0-0
OKLAHOMA ST.	0-0-0	2-4-0	0-0-0	DNP	+15-6-1	+10-2-2	0-2-0	+6-1-3	0-5-2	DNP	+2-1-0	+23-6-4	DNP	DNP
W. CAROLINA	5-2-0	0-3-0	6-1-2	DNP	+15-10-4	+7-3-3	9-2-4	+10-6-0	+3-12-0	DNP	0-4-0	+4-5-0	DNP	0-1-0
at Tulsa	0-0-0	6-2-1	3-0-0	DNP	+14-10-5	+12-7-4	1-0-0	+12-5-3	+5-5-2	DNP	DNP	+28-7-0	0-1-0	0-0-0
NORTH TEXAS	8-2-0	4-5-0	8-0-1	2-2-2	+14-5-3	+11-3-8	8-0-1	+12-6-1	+6-3-2	3-1-0	2-2-0	+13-2-1	3-2-1	2-2-3
*LSU	0-0-0	0-2-0	0-1-0	DNP	+6-7-1	+10-3-6	0-1-0	+21-11-1	+2-7-1	DNP	2-1-0	+11-4-1	3-3-0	0-0-0
*at Mississippi St.	0-0-0	2-4-0	0-0-0	0-2-3	+14-7-5	+4-0-0	10-3-0	+18-3-0	+0-0-0	0-0-0	4-3-0	+9-4-1	1-2-0	0-1-0
*at Alabama	7-0-0	+0-0-0	3-0-0	0-0-0	+9-9-4	+0-3-1	6-3-0	+7-2-1	+0-2-1	DNP	9-5-0	17-3-1	7-4-1	DNP
*OLE MISS	0-0-0	0-0-0	DNP	2-0-0	+16-6-2	+19-3-3	11-4-1	+7-2-2	+0-1-0	0-0-0	0-3-0	+17-7-1	14-9-0	DNP
*at Auburn	0-0-0	0-0-0	0-0-0	4-2-0	+6-5-3	+18-2-2	6-0-0	+0-3-1	+0-0-0	DNP	14-7-0	+9-6-1	6-6-1	0-0-0
*VANDERBILT	+18-7-1	DNP	0-0-0	4-6-0	+21-3-4	+0-2-5	0-1-2	+0-0-1	DNP	DNP	5-2-1	+21-3-1	1-4-0	DNP
*at Georgia	+2-1-0	0-0-0	0-1-0	3-3-1	+15-3-3	+1-4-0	3-0-0	+0-0-0	0-1-0	0-1-0	6-5-0	+17-3-0	3-5-1	0-0-0
*AUBURN	17-4-2	0-1-0	DNP	+11-0-2	+10-5-3	9-5-5	0-0-0	4-2-1	2-1-0	4-0-0	+7-2-4	+8-4-1	+2-4-1	0-0-1
*at LSU	7-4-1	0-0-0	3-0-0	+14-10-1	+13-6-0	2-4-5	DNP	2-1-1	0-3-0	0-0-0	+6-1-0	+5-3-2	+0-1-0	0-0-0
*at Tennessee	13-4-0	DNP	DNP	+7-7-7	+5-2-1	0-1-5	DNP	11-8-1	DNP	DNP	+18-5-1	+11-3-1	+0-0-0	0-0-0
*MISSISSIPPI ST.	2-1-0	DNP	3-0-1	+9-10-4	+9-3-8	8-0-3	0-0-0	+0-0-0	2-0-2	DNP	+4-1-0	+33-4-1	0-0-0	DNP
*at Kentucky	2-1-1	2-0-0	0-0-0	+4-9-0	+9-4-1	+12-0-0	7-1-1	0-3-2	0-2-0	0-0-0	+6-3-0	+14-4-1	0-0-0	0-0-0
*SOUTH CAROLINA	DNP	+6-3-1	DNP	3-4-3	+17-5-5	+5-4-2	19-2-2	0-2-0	2-1-0	DNP	+10-6-4	17-5-1	3-3-0	0-0-0
*FLORIDA	6-3-0	+0-0-0	0-0-1	+6-6-1	+23-7-4	+2-1-1	5-2-0	0-0-0	0-4-0	0-0-0	+9-1-3	17-5-2	0-0-0	0-0-0
*ALABAMA	0-0-2	0-1-0	+9-1-0	+10-8-2	+12-7-5	7-1-3	DNP	2-0-0	0-1-0	DNP	+10-2-1	17-6-1	+1-1-0	0-0-0
*at Ole Miss	9-1-0	0-0-0	0-1-0	+4-7-0	+5-6-2	+8-2-4	2-0-0	2-1-1	+0-9-1	0-0-0	+3-1-0	9-6-0	3-1-0	0-0-0
#vs South Carolina	15-2-0	2-1-0	0-0-1	+2-0-1	+2-0-0	+13-5-2	10-1-0	0-0-0	0-0-0	0-0-0	+13-7-0	+14-8-2	10-6-0	0-0-0

+ - Starters \* - SEC games # - SEC Tournament



Rashard Sullivan started 10 games last year and had three or more rebounds 13 times.



# SUPERLATIVES

## Arkansas Game Highs

POINTS	96	vs North Texas (01-03-04)
FIELD GOALS MADE	35	vs North Texas (01-03-04)
	35	vs Jacksonville Univ. (11-29-03)
FIELD GOAL ATTEMPTS	73	vs North Texas (01-03-04)
FIELD GOAL PERCENTAGE	.574 (31-54)	vs Nicholls St. (11-21-03)
	.515 (35-68)	vs Jacksonville Univ. (11-29-03)
3 PT FIELD GOALS MADE	11	vs North Texas (01-03-04)
	11	at Tulsa (12-30-03)
3 PT FG ATTEMPTS	27	vs LSU (01-06-04)
3 PT FG PERCENTAGE	.500 (10-20)	vs Auburn (02-04-04)
	.478 (11-23)	vs North Texas (01-03-04)
	.478 (11-23)	at Tulsa (12-30-03)
FREE THROWS MADE	48	vs Ole Miss (01-17-04)
FREE THROW ATTEMPTS	53	vs Ole Miss (01-17-04)
FREE THROW PERCENTAGE	.917 (22-24)	vs South Carolina (02-21-04)
	.906 (48-53)	vs Ole Miss (01-17-04)
REBOUNDS	51	vs Western Carolina (12-22-03)
ASSISTS	23	vs North Texas (01-03-04)
STEALS	15	at Georgia (01-31-04)
BLOCKED SHOTS	8	vs North Texas (01-03-04)
TURNOVERS	21	vs Illinois (12-06-03)
FOULS	35	vs South Carolina (3-11-04)

## Opponent Game Highs

POINTS	91	vs South Carolina (3-11-04)
FIELD GOALS MADE	31	at Mississippi St. (01-10-04)
	31	vs Illinois (12-06-03)
FIELD GOAL ATTEMPTS	72	at Auburn (01-21-04)
FIELD GOAL PERCENTAGE	.580 (29-50)	vs Florida (02-28-04)
	.580 (29-50)	vs Mississippi St. (02-14-04)
3 PT FIELD GOALS MADE	10	at Auburn (01-21-04)
3 PT FG ATTEMPTS	36	at Auburn (01-21-04)
3 PT FG PERCENTAGE	.474 (9-19)	at Tennessee (02-11-04)
FREE THROWS MADE	39	vs South Carolina (3-11-04)
FREE THROW ATTEMPTS	50	vs South Carolina (3-11-04)
FREE THROW PERCENTAGE	.857 (6-7)	at Auburn (01-21-04)
REBOUNDS	47	at Auburn (01-21-04)
ASSISTS	22	at Tennessee (02-11-04)
	22	vs Illinois (12-06-03)
STEALS	12	vs Illinois (12-06-03)
BLOCKED SHOTS	8	at Alabama (01-14-04)
	8	at Tulsa (12-30-03)
TURNOVERS	24	vs Jacksonville Univ. (11-29-03)
FOULS	33	vs Ole Miss (01-17-04)

## Arkansas Game Lows

POINTS	45	at Ole Miss (03-06-04)
FIELD GOALS MADE	16	vs Ole Miss (01-17-04)
	16	at Ole Miss (03-06-04)
	16	vs Ole Miss (01-17-04)
FIELD GOAL ATTEMPTS	44	vs Western Carolina (12-22-03)
FIELD GOAL PERCENTAGE	.300 (21-70)	at Georgia (01-31-04)
3 PT FIELD GOALS MADE	1	vs Grambling St. (11-25-03)
3 PT FG ATTEMPTS	13	vs Illinois (12-06-03)
	13	at Georgia (01-31-04)
3 PT FG PERCENTAGE	.067 (1-15)	vs LSU (01-06-04)
FREE THROWS MADE	2	at Tennessee (02-11-04)
FREE THROW ATTEMPTS	7	vs LSU (01-06-04)
FREE THROW PERCENTAGE	.200 (2-10)	at Mississippi St. (02-14-04)
REBOUNDS	23	vs Mississippi St. (02-14-04)
ASSISTS	5	at Georgia (01-31-04)
STEALS	3	vs LSU (01-06-04)
	3	vs South Carolina (3-11-04)
BLOCKED SHOTS	0	vs Western Carolina (12-22-03)
TURNOVERS	3	vs North Texas (01-03-04)
FOULS	11	at Tennessee (02-11-04)

## Opponent Game Lows

POINTS	46	vs Grambling St. (11-25-03)
FIELD GOALS MADE	14	at Ole Miss (03-06-04)
FIELD GOAL ATTEMPTS	45	at Ole Miss (03-06-04)
FIELD GOAL PERCENTAGE	.283 (15-53)	vs Auburn (02-04-04)
3 PT FIELD GOALS MADE	2	at Mississippi St. (01-10-04)
3 PT FG ATTEMPTS	9	at LSU (02-07-04)
3 PT FG PERCENTAGE	.133 (2-15)	at Mississippi St. (01-10-04)
FREE THROWS MADE	6	vs Louisiana Tech (12-17-03)
	6	vs North Texas (01-03-04)
	6	at Auburn (01-21-04)
	6	at Tennessee (02-11-04)
	6	at Auburn (01-21-04)
FREE THROW ATTEMPTS	7	vs North Texas (01-03-04)
FREE THROW PERCENTAGE	.400 (6-15)	vs Ole Miss (01-17-04)
REBOUNDS	28	vs Nicholls St. (11-21-03)
ASSISTS	7	vs Western Carolina (12-22-03)
	7	vs LSU (01-06-04)
STEALS	0	vs North Texas (01-03-04)
BLOCKED SHOTS	0	vs Oral Roberts (12-03-03)
	0	vs Western Carolina (12-22-03)
TURNOVERS	9	vs Ole Miss (01-17-04)
FOULS	10	at Auburn (01-21-04)
	10	at Tennessee (02-11-04)

## Arkansas Individual Game Highs

POINTS	33	Jonathon Modica vs Mississippi St. (02-14-04)
	28	Jonathon Modica at Tulsa (12-30-03)
	26	Jonathon Modica vs Nicholls St. (11-21-03)
	23	Ronnie Brewer vs Florida (02-28-04)
	23	Jonathon Modica vs Oklahoma St. (12-20-03)
	23	Jonathon Modica vs Jacksonville Univ. (11-29-03)
FIELD GOALS MADE	12	Jonathon Modica vs Mississippi St. (02-14-04)
	11	Jonathon Modica vs Nicholls St. (11-21-03)
FIELD GOAL ATT.	19	Jonathon Modica vs Mississippi St. (02-14-04)
	19	Jonathon Modica at Tulsa (12-30-03)
FG PCT (min 5 made)	.857 (6-7)	Michael Jones vs Auburn (02-04-04)
	.778 (7-9)	Ronnie Brewer vs Vanderbilt (01-24-04)
3 PT FG MADE	5	Michael Jones vs Auburn (02-04-04)
	5	Billy Pharis vs LSU (01-06-04)
	5	Jonathon Modica at Tulsa (12-30-03)
3 PT FG ATTEMPTS	9	Michael Jones at Tennessee (02-11-04)
3-PT FG PCT (min 2 made)	1.000 (2-2)	Eric Ferguson at Kentucky (02-18-04)
	1.000 (2-2)	Eric Ferguson vs Auburn (02-04-04)
FREE THROWS MADE	12	Vincent Hunter vs Ole Miss (01-17-04)
	10	Ronnie Brewer vs Ole Miss (01-17-04)
FREE THROW ATT.	14	Vincent Hunter vs Ole Miss (01-17-04)
	12	Ronnie Brewer vs Florida (02-28-04)
	12	Ronnie Brewer vs Ole Miss (01-17-04)
FT PCT (min 3 made)	1.000 (9-9)	Kendrick Davis vs Ole Miss (01-17-04)
	1.000 (9-9)	Jonathon Modica vs Louisiana Tech (12-17-03)
	1.000 (8-8)	Eric Ferguson vs Ole Miss (01-17-04)
	1.000 (8-8)	Jonathon Modica vs Grambling St. (11-25-03)
	1.000 (6-6)	Vincent Hunter vs South Carolina (3-11-04)
	1.000 (6-6)	Kendrick Davis vs South Carolina (02-21-04)
	1.000 (6-6)	Ronnie Brewer vs Vanderbilt (01-24-04)
	1.000 (6-6)	Michael Jones vs Vanderbilt (01-24-04)
REBOUNDS	12	Rashard Sullivan vs Western Carolina (12-22-03)
	11	Billy Pharis vs LSU (01-06-04)
ASSISTS	8	Ronnie Brewer vs Mississippi St. (02-14-04)
	8	Eric Ferguson vs North Texas (01-03-04)
	8	Ronnie Brewer vs Nicholls St. (11-21-03)
STEALS	6	Ronnie Brewer vs Florida (02-28-04)
	5	Ronnie Brewer at Georgia (01-31-04)
	5	Ronnie Brewer at Alabama (01-14-04)
BLOCKED SHOTS	5	Rashard Sullivan at Ole Miss (03-06-04)
TURNOVERS	7	Ronnie Brewer vs Illinois (12-06-03)

## DEPARTING LETTERMEN STATS



### Jamar Blackmon, G, Little Rock, Ark., 2L

Season	GP-S	Min-Avg	TOTAL		3-PT		FT-A	Pct	REBOUNDS		Avg	PF-D	A	TO	Bik	Stl	Pts	Avg
			FG-A	Pct	FG-A	Pct			O-D-Tot	Avg								
2002	4-0	5-1.2	1-5	.200	0-1	.000	0-0	.000	0-0-0	0.0	1-0	0	0	1	0	2	0.5	
2003	13-0	44-3.4	2-6	.333	1-3	.333	4-5	.800	4-1-5	0.4	6-0	4	3	0	2	9	0.7	
2004	21-0	46-2.2	1-6	.167	0-2	.000	3-5	.600	3-3-6	0.3	4-0	4	2	1	2	5	0.2	
Totals	38-0	95-2.5	4-17	.235	1-6	.167	7-10	.700	7-4-11	0.3	10-0	8	5	2	4	16	0.4	



### Kendrick Davis, G, Houston, Texas, 2L

Season	GP-S	Min-Avg	TOTAL		3-PT		FT-A	Pct	REBOUNDS		Avg	PF-D	A	TO	Bik	Stl	Pts	Avg
			FG-A	Pct	FG-A	Pct			O-D-Tot	Avg								
2003	28-11	603-21.5	97-256	.379	42-124	.339	53-67	.791	11-46-57	2.0	46-1	40	46	0	10	289	10.3	
2004	25-3	318-12.7	43-126	.341	16-61	.262	34-38	.895	6-23-29	1.2	36-0	18	21	2	4	136	5.4	
Totals	53-14	921-17.4	140-382	.366	58-185	.314	87-105	.829	17-69-86	1.6	82-1	58	67	2	14	425	8.0	



### Wen Mukubu, G-F, Miami, Fla., 2L

Season	GP-S	Min-Avg	TOTAL		3-PT		FT-FTA	Pct	REBOUNDS		Avg	PF-D	A	TO	Bik	Stl	Pts	Avg
			FG-A	Pct	FG-A	Pct			O-D-Tot	Avg								
2003	21-4	170-8.1	18-55	.327	2-16	.125	10-24	.417	15-26-41	2.0	17-0	10	17	1	11	48	2.3	
2004	24-3	140-5.8	11-27	.407	0-2	.000	6-16	.375	11-20-31	1.3	21-0	2	16	0	11	28	1.2	
Totals	45-7	3106.9	29-82	.354	2-18	.111	16-40	.400	26-46-72	1.6	38-0	12	33	1	22	76	1.7	



### Billy Pharis, F, Van Buren, Ark., 1L

Season	GP-S	Min-Avg	TOTAL		3-PT		FT-FTA	Pct	REBOUNDS		Avg	PF-D	A	TO	Bik	Stl	Pts	Avg
			FG-A	Pct	FG-A	Pct			O-D-Tot	Avg								
2004	28-18	536-19.1	59-149	.396	25-66	.379	10-18	.556	30-50-80	2.9	50-1	37	23	8	10	153	5.5	
Totals	28-18	536-19.1	59-149	.396	25-66	.379	10-18	.556	30-50-80	2.9	50-1	37	23	8	10	153	5.5	



### Charles Tatum, G, Midland, Texas, 4L

Season	GP-S	Min-Avg	TOTAL		3-PT		FT-FTA	Pct	REBOUNDS		Avg	PF-D	A	TO	Bik	Stl	Pts	Avg
			FG-A	Pct	FG-A	Pct			O-D-Tot	Avg								
2000	30-1	224-7.5	31-96	.323	20-72	.278	19-24	.792	7-11-18	0.6	28-0	14	26	0	13	101	3.4	
2001	26-2	270-10.4	49-125	.392	30-96	.312	20-21	.952	5-15-20	0.8	39-0	9	21	0	21	148	5.7	
2002	28-5	267-9.5	32-104	.308	19-72	.264	13-17	.765	3-7-10	0.4	30-0	16	27	0	15	96	3.4	
2004	23-1	184-8.0	15-39	.385	15-39	.385	2-2	1.000	2-13-15	0.7	20-0	12	5	1	6	47	2.0	
Totals	107-9	945-8.8	127-364	.349	84-279	.301	54-64	.844	17-46-63	0.6	117-0	51	79	1	55	392	3.7	



# 2004 BOX SCORES

**Arkansas 89, Nicholls St. 60**  
**Bud Walton Arena • Nov. 21, 2003**  
**Fayetteville, Ark. • Att.: 13,245 • ARSN TV**

**Nicholls State: 0-1**

# Player Name	TOT-FG		3-PT		REBOUNDS					MIN			
	FG-FGA	FG-FGA	FT-FTA	OF	DE	TOT	PF	TP	A		TO	BLK	S
04 Marketh Brown*	1-4	0-2	3-3	1	2	3	5	5	0	2	0	0	20
12 Kieran Gleeson*	0-2	0-0	0-2	0	2	2	5	0	0	8	0	0	22
23 Willie Depron*	9-16	0-2	3-5	1	5	6	3	21	4	1	0	3	38
31 Jason Wilkins*	4-12	4-11	7-8	1	7	8	3	19	0	5	1	0	30
40 Dominique Geason*	2-5	0-1	0-0	0	1	1	4	4	0	2	0	1	24
01 Stefan Blaszczynski	1-3	0-2	1-2	0	0	0	3	0	1	0	0	8	
11 Shaun King	1-4	0-1	0-0	1	2	3	0	2	0	2	0	0	22
21 Maurice Veal	0-2	0-1	0-0	0	0	0	2	0	1	0	0	1	15
42 Eric James	1-4	0-1	4-4	2	0	2	1	6	2	0	0	0	21
TEAM				3	1	4							
<b>Totals</b>	<b>19-52</b>	<b>4-21</b>	<b>18-24</b>	<b>9</b>	<b>20</b>	<b>29</b>	<b>23</b>	<b>60</b>	<b>7</b>	<b>23</b>	<b>1</b>	<b>5</b>	<b>200</b>

**TOTAL FG%** 1st Half: 8-23 34.8%      2nd Half: 11-29 37.9%      Game: 36.5%      DEADB  
**3-PL FG%** 1st Half: 2-11 18.2%      2nd Half: 2-10 20.0%      Game: 19.0%      REBS  
**F Throw %** 1st Half: 9-11 81.8%      2nd Half: 9-13 69.2%      Game: 75.0%      4,1

**Arkansas: 1-0**

# Player Name	TOT-FG		3-PT		REBOUNDS					MIN			
	FG-FGA	FG-FGA	FT-FTA	OF	DE	TOT	PF	TP	A		TO	BLK	S
10 Brewer, Ronnie*	8-12	1-3	1-2	2	5	7	1	18	8	2	2	0	31
12 Davis, Kendrick*	3-5	2-4	3-3	0	0	0	2	11	0	1	0	1	17
14 Pharis, Billy*	0-2	0-2	0-1	0	2	2	2	0	1	2	0	0	17
24 Modica, Jonathon*	11-16	2-3	2-2	1	2	3	3	26	1	4	0	0	25
33 Hunter, Vincent*	2-2	0-0	5-6	2	3	5	2	9	1	1	2	0	24
01 Jones, Michael	1-2	1-2	0-0	0	1	1	2	3	0	0	0	0	10
02 Mukubu, Wen	1-2	0-0	1-1	0	0	0	4	3	0	1	0	1	8
03 Tatum, Charles	0-0	0-0	0-0	0	0	0	1	0	0	0	0	0	9
11 Ferguson, Eric	4-7	2-4	2-3	0	2	2	2	12	3	2	0	4	25
20 Sullivan, Rashard	0-0	0-0	0-0	0	3	3	0	0	1	0	1	0	12
22 Cranford, Preston	0-0	0-0	0-0	0	0	0	0	0	0	1	0	0	1
23 Famutimi, Olu	1-6	0-0	5-6	0	4	4	3	7	0	2	0	1	20
43 Blackmon, Jamar	0-0	0-0	0-0	0	0	0	0	0	0	0	0	0	1
TEAM				4	4								
<b>Totals</b>	<b>31-54</b>	<b>8-18</b>	<b>19-24</b>	<b>5</b>	<b>26</b>	<b>31</b>	<b>25</b>	<b>89</b>	<b>15</b>	<b>16</b>	<b>5</b>	<b>8</b>	<b>200</b>

**TOTAL FG%** 1st Half: 13-23 56.5%      2nd Half: 18-31 58.1%      Game: 57.4%      DEADB  
**3-PL FG%** 1st Half: 4-10 40.0%      2nd Half: 4-8 50.0%      Game: 44.4%      REBS  
**F Throw %** 1st Half: 11-14 78.6%      2nd Half: 8-10 80.0%      Game: 79.2%      2

**Officials:** Ted Valentine, Everett Summers, Jason McNeil

**Technical fouls:** Nicholls State-None. Arkansas-None.

**Attendance:** 13245

**Score by Periods**

	1st	2nd	Total
Nicholls State	27	33	60
Arkansas	41	48	89

**Arkansas 64, Grambling St. 46**  
**Bud Walton Arena • Nov. 25, 2003**  
**Fayetteville, Ark. • Att.: 11,964**

**Grambling St.: 0-2**

# Player Name	TOT-FG		3-PT		REBOUNDS					MIN			
	FG-FGA	FG-FGA	FT-FTA	OF	DE	TOT	PF	TP	A		TO	BLK	S
03 Haynes, Paul*	6-21	1-6	11-12	2	4	6	3	24	0	4	0	0	37
14 Seagriff, Maurice*	2-5	0-1	0-0	2	4	6	4	4	5	0	2	1	29
20 Williams, Anthony*	1-5	0-0	0-0	2	1	3	3	2	0	0	0	0	26
23 Rush, Brian*	2-10	1-7	0-0	0	9	9	1	5	4	3	0	0	37
35 Haygood, Larry*	3-6	1-2	0-2	3	1	4	4	7	0	2	0	0	21
22 Lewis, Jamar	0-0	0-0	0-0	1	2	0	0	0	0	0	0	0	14
23 Ellis, Ron	2-9	0-3	0-0	1	1	2	1	4	1	0	0	1	23
52 Hill, Terry	0-0	0-0	0-0	0	0	0	1	0	0	2	0	0	3
TEAM				2	2	3							
<b>Totals</b>	<b>16-56</b>	<b>3-19</b>	<b>11-14</b>	<b>11</b>	<b>23</b>	<b>34</b>	<b>17</b>	<b>46</b>	<b>9</b>	<b>19</b>	<b>1</b>	<b>5</b>	<b>200</b>

**TOTAL FG%** 1st Half: 6-25 24.0%      2nd Half: 10-31 32.3%      Game: 28.6%      DEADB  
**3-PL FG%** 1st Half: 1-9 11.1%      2nd Half: 2-10 20.0%      Game: 15.8%      REBS  
**F Throw %** 1st Half: 5-8 62.5%      2nd Half: 6-6 100%      Game: 78.6%      5

**Arkansas: 2-0**


# Player Name	TOT-FG		3-PT		REBOUNDS					MIN			
	FG-FGA	FG-FGA	FT-FTA	OF	DE	TOT	PF	TP	A		TO	BLK	S
10 Brewer, Ronnie*	3-7	1-2	1-2	1	8	9	0	8	4	2	0	1	33
12 Davis, Kendrick*	2-4	0-0	0-0	2	2	2	0	4	2	1	0	0	20
14 Pharis, Billy*	1-6	0-3	0-0	1	3	4	0	2	2	0	0	0	14
24 Modica, Jonathon*	5-7	1-1	8-8	1	1	2	3	19	0	4	0	1	18
33 Hunter, Vincent*	4-7	0-0	0-0	2	1	3	1	8	0	0	1	0	20
01 Jones, Michael	0-3	0-2	1-2	0	1	1	1	1	0	2	0	0	10
02 Mukubu, Wen	0-0	0-0	0-0	0	1	1	2	0	0	0	0	0	5
03 Tatum, Charles	1-2	1-2	0-0	0	2	2	0	3	1	0	1	8	
11 Ferguson, Eric	3-4	1-2	0-0	0	1	1	2	7	2	1	1	1	26
20 Sullivan, Rashard	0-2	0-0	2-2	1	2	3	2	1	1	1	1	1	21
22 Cranford, Preston	0-1	0-1	0-0	0	0	0	0	0	0	0	0	0	4
23 Famutimi, Olu	4-7	0-0	2-2	0	3	3	10	1	1	0	1	0	17
43 Blackmon, Jamar	0-0	0-0	0-0	0	0	0	0	0	0	0	0	0	4
TEAM				2	2								
<b>Totals</b>	<b>23-50</b>	<b>4-13</b>	<b>14-16</b>	<b>6</b>	<b>27</b>	<b>33</b>	<b>15</b>	<b>64</b>	<b>12</b>	<b>16</b>	<b>6</b>	<b>6</b>	<b>200</b>

**TOTAL FG%** 1st Half: 11-29 37.9%      2nd Half: 12-21 57.1%      Game: 46.0%      DEADB  
**3-PL FG%** 1st Half: 4-12 33.3%      2nd Half: 0-1 0.0%      Game: 30.8%      REBS  
**F Throw %** 1st Half: 1-2 50.0%      2nd Half: 13-14 92.9%      Game: 87.5%      0

**Officials:** Olandis Poole, Tracy Woodson, J.B. Caldwell

**Technical fouls:** Grambling St.-None. Arkansas-None.

**Attendance:** 11964



Ronnie Brewer had 18 points, seven rebounds, eight assists and two blocked shots against Nicholls State in his Arkansas debut. His point total is the best in a Razorback debut since Jesse Pate scored 26 against Northeast Louisiana in 1996. His assist total is the most in a UA season-opener since Alvin Robertson had 10 against Fordham in 1984.

**Score by Periods**

	1st	2nd	Total
Grambling St.	18	28	46
Arkansas	27	37	64

**Arkansas 85, Jacksonville, Univ. 65**  
**Alltel Arena • Nov. 29, 2003**  
**N. Little Rock, Ark. • Att.: 6,165 • Fox Sports TV**

**Jacksonville: 1-2**

# Player Name	TOT-FG		3-PT		REBOUNDS					MIN			
	FG-FGA	FG-FGA	FT-FTA	OF	DE	TOT	PF	TP	A		TO	BLK	S
22 Lee, David*	3-6	2-5	1-2	0	3	3	2	9	3	0	0	0	24
25 Quaintance, H.*	5-11	0-2	2-5	3	5	8	2	12	3	5	1	0	31
35 Djidon, Riley*	0-0	0-0	0-0	0	0	0	0	0	0	0	0	0	11
42 Loznicic, Juraj*	3-9	0-1	3-5	4	2	6	3	9	0	5	0	0	30
51 McBride, Nolan*	1-4	1-3	0-0	1	1	2	1	3	0	4	2	2	25
05 Conerly, Aubrey	2-8	2-5	4-5	1	4	5	0	2	10	2	0	1	30
12 Vracol, Ljupka	1-2	0-0	0-0	0	0	0	0	2	0	1	0	0	5
14 Stockton, Jared	5-8	2-4	0-0	1	2	3	2	12	0	0	0	0	24
20 Kampe, Matthew	0-0	0-0	0-0	0	0	0	0	0	0	0	0	0	1
31 Diallo, Woury	3-7	2-5	0-0	1	2	1	8	1	4	0	1	1	19
TEAM				4	2	6							
<b>Totals</b>	<b>23-55</b>	<b>9-25</b>	<b>10-17</b>	<b>15</b>	<b>20</b>	<b>35</b>	<b>13</b>	<b>65</b>	<b>17</b>	<b>24</b>	<b>4</b>	<b>4</b>	<b>200</b>

**TOTAL FG%** 1st Half: 10-22 45.5%      2nd Half: 13-33 39.4%      Game: 41.8%      DEADB  
**3-PL FG%** 1st Half: 4-11 36.4%      2nd Half: 5-14 35.7%      Game: 36.0%      REBS  
**F Throw %** 1st Half: 4-7 57.1%      2nd Half: 6-10 60.0%      Game: 58.8%      2,1


**Arkansas: 3-0**

# Player Name	TOT-FG		3-PT		REBOUNDS					MIN			
	FG-FGA	FG-FGA	FT-FTA	OF	DE	TOT	PF	TP	A		TO	BLK	S
10 Brewer, Ronnie*	6-8	0-2	0-0	2	1	3	1	12	7	4	0	2	30
11 Ferguson, Eric*	3-8	2-3	0-0	0	3	3	4	8	1	1	0	0	13
14 Pharis, Billy*	2-4	1-1	0-0	1	1	2	5	3	4	0	0	0	23
24 Modica, Jonathon*	10-13	1-1	2-3	2	3	5	1	23	3	4	0	1	25
33 Hunter, Vincent*	3-5	0-0	0-0	2	1	3	2	6	1	1	1	1	26
01 Jones, Michael	2-5	0-1	0-0	1	5	6	2	4	0	0	0	0	13
02 Mukubu, Wen	0-2	0-1	0-2	0	1	1	1	0	0	1	0	0	2
03 Tatum, Charles	0-1	0-1	0-0	0	0	0	0	0	0	0	0	0	4
12 Davis, Kendrick	7-16	4-8	1-1	0	4	4	0	19	4	0	0	1	27
20 Sullivan, Rashard	0-1	0-0	0-0	0	0	0	0	4	0	0	1	1	11
22 Cranford, Preston	0-1	0-1	0-0	0	0	0	0	0	0	0	0	0	2
23 Famutimi, Olu	2-4	1-2	3-4	1	2	3	2	8	3	3	1	2	22
43 Blackmon, Jamar	0-0	0-0	0-0	0	2	2	0	0	0	0	0	1	2
TEAM				2	2	4							
<b>Totals</b>	<b>35-68</b>	<b>9-21</b>	<b>6-10</b>	<b>13</b>	<b>23</b>	<b>36</b>	<b>19</b>	<b>85</b>	<b>22</b>	<b>15</b>	<b>4</b>	<b>8</b>	<b>200</b>

**TOTAL FG%** 1st Half: 15-34 44.1%      2nd Half: 20-34 58.8%      Game: 51.5%      DEADB  
**3-PL FG%** 1st Half: 2-8 25.0%      2nd Half: 7-13 53.8%      Game: 42.9%      REBS  
**F Throw %** 1st Half: 3-4 75.0%      2nd Half: 3-6 50.0%      Game: 60.0%      2

**Officials:** R. Andre Patillo, U1 - Pat Adams, U2 - Tim Clougherty

**Technical**



**Arkansas 78, Southeast Missouri St. 68**  
**Bud Walton Arena • Dec. 9, 2003**  
**Fayetteville, Ark. • Att.: 10,419 • ARSN TV**

Southeast Missouri St. 4-3		TOT-FG 3-PT		REBOUNDS		FT-FTA		PF		TP		A		BLK		S		MIN	
##	Player Name	FG-FGA	FG-FGA	FT-FTA	OF	DE	TOT	PF	TP	A	TO	BLK	S	MIN					
1	Gonner, Dainmon*	6-14	2-4	6-11	2	4	6	3	2	0	3	0	0	1	39				
2	Willoughby, Terrick*	2-6	2-4	2-2	0	1	1	1	8	0	4	0	0	21					
3	Prather, Norman*	3-3	0-0	0-3	2	0	2	3	6	1	4	0	1	17					
4	Griffin, Brandon*	8-13	0-0	0-1	6	5	11	3	16	4	0	0	1	39					
5	Winans, Derek*	3-9	2-3	0-0	0	4	4	5	8	1	0	0	0	33					
6	Hale, Brett	1-1	1-1	4-4	0	0	0	7	0	0	0	0	0	8					
7	Golson, Reggie	1-5	0-1	1-4	1	2	3	4	3	0	0	1	0	23					
8	Nelke, Mike	0-2	0-2	0-0	0	0	0	2	0	3	2	0	1	19					
9	Crader, Adam	0-0	0-0	0-0	0	0	0	1	0	0	0	0	0	1					
10	TEAM				1	3	4												
<b>Totals</b>		<b>24-53</b>	<b>7-15</b>	<b>13-25</b>	<b>12</b>	<b>19</b>	<b>31</b>	<b>28</b>	<b>68</b>	<b>9</b>	<b>17</b>	<b>1</b>	<b>4</b>	<b>200</b>					

<b>TOTAL FG%</b>	1st Half: 14-26 53.8%	2nd Half: 10-27 37.0%	Game: 45.3%	DEADB
<b>3-PT. FG%</b>	1st Half: 6-9 66.7%	2nd Half: 1-6 16.7%	Game: 46.7%	REBS
<b>F Throw %</b>	1st Half: 7-13 53.8%	2nd Half: 6-12 50.0%	Game: 52.0%	6.1

Arkansas: 5-1		TOT-FG 3-PT		REBOUNDS		FT-FTA		PF		TP		A		BLK		S		MIN	
##	Player Name	FG-FGA	FG-FGA	FT-FTA	OF	DE	TOT	PF	TP	A	TO	BLK	S	MIN					
10	Brewer, Ronnie*	6-8	1-1	1-3	3	1	4	4	14	2	0	0	1	24					
11	Ferguson, Eric*	5-10	2-5	6-7	1	1	2	2	18	3	2	0	1	34					
20	Sullivan, Rashard*	0-0	0-0	0-0	0	2	2	2	2	1	1	1	1	13					
23	Famutimi, Olu*	4-10	2-5	2-2	2	1	3	3	12	0	4	1	0	27					
24	Modica, Jonathon*	6-14	2-4	6-8	2	6	8	3	20	3	0	1	0	36					
02	Mukubu, Wen	0-0	0-0	1-3	0	3	3	1	0	3	1	0	0	13					
03	Tatum, Charles	1-3	1-3	0-0	0	1	1	2	3	1	0	0	0	14					
12	Davis, Kendrick	0-2	0-1	0-0	0	0	0	2	0	0	1	0	0	11					
14	Pharis, Billy	3-8	2-4	2-4	5	4	9	1	10	4	0	1	2	28					
10	TEAM				3	2	5												
<b>Totals</b>		<b>25-55</b>	<b>10-23</b>	<b>18-27</b>	<b>16</b>	<b>21</b>	<b>37</b>	<b>20</b>	<b>78</b>	<b>15</b>	<b>17</b>	<b>2</b>	<b>7</b>	<b>200</b>					

<b>TOTAL FG%</b>	1st Half: 11-26 42.3%	2nd Half: 14-29 48.3%	Game: 45.5%	DEADB
<b>3-PT. FG%</b>	1st Half: 4-10 40.0%	2nd Half: 6-13 46.2%	Game: 43.5%	REBS
<b>F Throw %</b>	1st Half: 5-8 62.5%	2nd Half: 13-19 68.4%	Game: 66.7%	3.2

Officials: Gary Maxwell, Mike Nance, Tracey Woodson  
 Technical fouls: Southeast Missouri St.-None. Arkansas Razorbacks-None.  
 Attendance: 10419

Score by Periods	1st	2nd	Total
Southeast Missouri St.	41	27	68
Arkansas	31	47	78

**Arkansas 68, La. Tech 56**  
**Bud Walton Arena • Dec. 17, 2003**  
**Fayetteville, Ark. • Att.: 13,229 • ARSN TV**

Louisiana Tech 3-3		TOT-FG 3-PT		REBOUNDS		FT-FTA		PF		TP		A		BLK		S		MIN	
##	Player Name	FG-FGA	FG-FGA	FT-FTA	OF	DE	TOT	PF	TP	A	TO	BLK	S	MIN					
01	Allick, Donell*	5-13	2-7	3-4	0	0	0	5	15	3	2	0	0	34					
04	Powell, Wayne*	5-6	0-0	0-0	1	3	4	1	10	0	1	0	0	20					
05	Young, JueMi*	2-5	1-3	1-4	1	2	3	1	6	7	0	0	0	31					
23	Dean, Corey*	0-2	0-0	0-0	0	1	1	3	0	0	2	0	0	9					
24	Millsap, Paul*	4-8	0-0	1-3	4	9	13	4	9	0	2	5	1	32					
02	Woods, Eric	1-1	1-1	0-0	1	2	3	1	3	1	0	0	0	11					
10	Edwards, Bruce	2-9	0-0	0-0	1	0	1	3	4	4	0	0	0	30					
22	Martin, Brian	2-7	2-7	0-0	1	1	2	1	6	0	0	0	0	10					
33	Thompson, Barry	1-2	0-0	1-2	0	0	0	1	3	0	1	0	2	11					
35	Sykes, Joe	0-0	0-0	0-0	0	0	0	1	0	0	1	0	0	2					
10	TEAM				3	3	6												
<b>Totals</b>		<b>22-53</b>	<b>6-18</b>	<b>6-13</b>	<b>12</b>	<b>21</b>	<b>33</b>	<b>21</b>	<b>56</b>	<b>9</b>	<b>21</b>	<b>5</b>	<b>8</b>	<b>200</b>					

<b>TOTAL FG%</b>	1st Half: 11-22 50.0%	2nd Half: 11-31 35.5%	Game: 41.5%	DEADB
<b>3-PT. FG%</b>	1st Half: 3-5 60.0%	2nd Half: 3-13 23.1%	Game: 33.3%	REBS
<b>F Throw %</b>	1st Half: 0-2 0.0%	2nd Half: 6-11 54.5%	Game: 46.2%	4.2

Arkansas: 6-1		TOT-FG 3-PT		REBOUNDS		FT-FTA		PF		TP		A		BLK		S		MIN	
##	Player Name	FG-FGA	FG-FGA	FT-FTA	OF	DE	TOT	PF	TP	A	TO	BLK	S	MIN					
10	Brewer, Ronnie*	6-12	0-1	2-4	3	2	5	0	14	1	3	0	2	34					
11	Ferguson, Eric*	2-5	0-2	0-0	0	5	5	1	4	2	0	0	1	13					
14	Pharis, Billy*	2-7	2-4	1-2	1	1	2	2	7	5	0	0	1	34					
23	Famutimi, Olu*	4-8	0-1	1-3	3	4	7	1	9	2	2	1	1	31					
24	Modica, Jonathon*	6-14	1-4	9-9	1	2	3	1	22	2	3	0	2	33					
01	Jones, Michael	1-2	0-0	0-1	0	1	1	0	2	0	1	0	0	4					
02	Mukubu, Wen	0-0	0-0	0-0	0	0	0	0	0	0	0	0	0	1					
03	Tatum, Charles	2-4	2-4	0-0	1	4	5	4	6	3	0	0	2	25					
12	Davis, Kendrick	1-4	0-2	0-0	0	1	1	0	2	0	0	1	0	11					
20	Sullivan, Rashard*	1-1	0-0	0-0	3	1	4	2	1	4	2	1	2	12					
22	Cranford, Preston	0-0	0-0	0-0	0	0	0	1	0	0	0	0	0	1					
43	Blackmon, Jamar	0-0	0-0	0-0	0	0	0	0	0	0	0	0	0	1					
10	TEAM				2	1	3												
<b>Totals</b>		<b>25-57</b>	<b>5-18</b>	<b>13-19</b>	<b>14</b>	<b>22</b>	<b>36</b>	<b>14</b>	<b>68</b>	<b>16</b>	<b>4</b>	<b>10</b>	<b>20</b>	<b>200</b>					

<b>TOTAL FG%</b>	1st Half: 17-34 50.0%	2nd Half: 8-23 34.8%	Game: 43.9%	DEADB
<b>3-PT. FG%</b>	1st Half: 3-7 42.9%	2nd Half: 2-11 18.2%	Game: 27.8%	REBS
<b>F Throw %</b>	1st Half: 6-7 85.7%	2nd Half: 7-12 58.3%	Game: 68.4%	1

Officials: Doug Shows, Mike Kitts, Billy Dunlap  
 Technical fouls: Louisiana Tech-None. Arkansas-None.  
 Attendance: 13229

Score by Periods	1st	2nd	Total
Louisiana Tech	25	31	56
Arkansas	43	25	68

**Oklahoma St. 73, Arkansas 58**  
**Bud Walton Arena • Dec. 20, 2003**  
**Fayetteville, Ark. • Att.: 18,917 • ARSN TV**

Oklahoma St. 6-1		TOT-FG 3-PT		REBOUNDS		FT-FTA		PF		TP		A		BLK		S		MIN	
##	Player Name	FG-FGA	FG-FGA	FT-FTA	OF	DE	TOT	PF	TP	A	TO	BLK	S	MIN					
15	Lucas, John*	4-6	1-3	5-6	0	2	2	0	14	1	1	0	1	32					
20	Bobik, Daniel*	3-4	2-3	1-2	0	3	3	4	9	3	1	0	0	30					

23	McFarlin, Ivan*	3-7	0-0	7-10	5	8	13	4	13	1	4	1	0	35
24	Allen, Tony*	8-15	0-2	6-8	4	6	10	4	22	2	2	0	1	36
33	Miller, Jason*	1-1	0-0	0-1	2	3	1	2	0	0	0	0	0	13
14	Graham, Joey	6-13	1-1	0-0	1	4	5	5	13	0	2	1	1	26
21	Graham, Stephen	0-1	0-0	0-0	0	0	0	2	0	0	0	0	0	4
25	Weatherspoon,Janovar	0-1	0-0	0-0	0	2	2	0	1	2	0	0	0	9
32	Monds, David	0-0	0-0	0-0	0	0	0	0	1	1	0	0	0	7
42	Crawford, Terrace	0-1	0-1	0-1	0	3	3	0	0	2	0	0	0	8
10	TEAM				1	1								
<b>Totals</b>		<b>25-49</b>	<b>4-10</b>	<b>19-27</b>	<b>11</b>	<b>31</b>	<b>42</b>	<b>23</b>	<b>73</b>	<b>9</b>	<b>18</b>	<b>2</b>	<b>3</b>	<b>200</b>

<b>TOTAL FG%</b>	1st Half: 11-21 52.4%	2nd Half: 14-28 50.0%	Game: 51.0%	DEADB
<b>3-PT. FG%</b>	1st Half: 3-5 60.0%	2nd Half: 1-5 20.0%	Game: 40.0%	REBS
<b>F Throw %</b>	1st Half: 2-6 33.3%	2nd Half: 17-21 81.0%	Game: 70.4%	5.1

Arkansas: 6-2		TOT-FG 3-PT		REBOUNDS		FT-FTA		PF		TP		A		BLK		S		MIN	
##	Player Name	FG-FGA	FG-FGA	FT-FTA	OF	DE	TOT	PF	TP	A	TO	BLK	S	MIN					
10	Brewer, Ronnie*	5-13	0-3	5-9	3	3	6	5	15	1	3	0	0	35					
11	Ferguson, Eric*	4-11	2-5	0-0	0	2	2	3	10	2	0	0	0	32					
14	Pharis, Billy*	2-7	2-4	0-0	1	0	1	5	6	3	1	0	0	28					
23	Famutimi, Olu*	0-4	0-1	2-7	0	1	1	3	2	0	3	0	0	18					
24	Modica, Jonathon*	9-16	0-5	5-7	3	3	6	0	23	4	3	0	0	37					
01	Jones, Michael	0-1	0-1	0-0	0	0	0	0</											



**Arkansas 96, North Texas 61**  
**Bud Walton Arena • Jan. 3, 2004**  
**Fayetteville, Ark. • Att.: 14,009 • ARSN TV**

**North Texas 4-7**

#	Player Name	TOT-FG			3-PT			REBOUNDS					MIN		
		FG	FGA	FT-FTA	FG	FGA	FT-FTA	OF	DE	TOT	PF	TP		A	TO
01	Smith, Will*	0-2	0-0	0-0	1	4	5	4	0	2	1	0	0	0	11
02	Rogers, Jerome*	4-10	4-7	0-0	0	3	3	0	12	2	1	0	0	0	36
05	Mitchell, Marqus*	2-7	1-2	0-0	0	0	0	1	5	2	2	0	0	0	22
24	Thomas, Ty*	4-9	1-3	0-0	3	2	5	1	9	2	3	1	0	1	19
51	Johnson, Shawnon*	5-10	0-0	1-4	1	7	8	3	11	2	4	1	0	0	29
03	Harris, Ron	0-0	0-0	0-0	0	0	0	0	0	0	0	0	0	0	2
10	Franklin, John	0-0	0-0	0-0	0	0	0	0	0	0	0	0	0	0	1
22	Hopkins, Leonard	4-6	1-3	3-6	0	2	2	3	12	3	5	1	0	0	22
42	DeGrate, Michael	4-8	0-1	2-3	4	5	9	4	10	0	2	1	0	0	26
44	Jones, Michael	0-5	0-3	0-0	2	3	5	1	0	2	4	0	0	0	19
54	Barnett, Justin	1-4	0-0	0-2	1	2	3	2	2	0	1	1	0	0	13
	TEAM				4	2	6								
<b>Totals</b>		<b>24-61</b>	<b>7-19</b>	<b>6-15</b>	<b>16</b>	<b>30</b>	<b>46</b>	<b>20</b>	<b>61</b>	<b>15</b>	<b>23</b>	<b>5</b>	<b>0</b>	<b>0</b>	<b>200</b>

**TOTAL FG% 1st Half: 11-25 44.0%**      **2nd Half: 13-36 36.1%**      **Game: 39.3%**      **DEADB**  
**3-PT. FG% 1st Half: 4-9 44.4%**      **2nd Half: 3-10 30.0%**      **Game: 36.8%**      **REBS**  
**F Throw % 1st Half: 3-7 42.9%**      **2nd Half: 3-8 37.5%**      **Game: 40.0%**      **5, 1**

**Arkansas 8-3**

#	Player Name	TOT-FG			3-PT			REBOUNDS					MIN		
		FG	FGA	FT-FTA	FG	FGA	FT-FTA	OF	DE	TOT	PF	TP		A	TO
10	Brewer, Ronnie*	6-11	2-4	0-0	3	2	5	1	14	3	1	0	0	3	21
11	Ferguson, Eric*	4-7	1-3	2-2	0	3	3	0	11	8	1	0	4	25	
14	Pharis, Billy*	5-7	2-3	0-0	2	4	6	3	12	1	0	3	1	19	
20	Sullivan, Rashard*	3-3	0-0	1-1	2	1	3	4	6	2	0	2	1	14	
24	Modica, Jonathan*	5-12	1-3	2-3	1	1	2	1	13	1	0	0	0	21	
01	Jones, Michael	3-4	1-1	1-1	0	2	2	0	8	0	0	0	0	7	
02	Mukubu, Wen	2-5	0-0	1-1	2	3	5	2	4	0	1	0	2	14	
03	Tatum, Charles	2-3	2-3	0-2	0	0	0	0	8	1	0	0	1	10	
05	Jones, Matt	1-4	0-1	0-0	0	2	2	0	2	2	0	1	0	11	
12	Davis, Kendrick	2-7	1-3	3-4	0	0	0	2	8	1	0	0	0	11	
22	Cranford, Preston	1-1	1-1	0-0	0	1	1	0	3	0	0	1	0	7	
23	Famutimi, Olu	1-7	0-1	0-0	1	2	0	2	0	0	0	0	0	18	
33	Hunter, Vincent	0-2	0-0	3-4	0	2	2	5	3	1	0	1	1	14	
43	Blackmon, Jamar	0-0	0-0	2-4	1	1	2	0	2	3	0	0	0	8	
	TEAM				1	1									
<b>Totals</b>		<b>35-73</b>	<b>11-23</b>	<b>15-22</b>	<b>12</b>	<b>24</b>	<b>36</b>	<b>18</b>	<b>96</b>	<b>23</b>	<b>3</b>	<b>8</b>	<b>13</b>	<b>200</b>	

**TOTAL FG% 1st Half: 18-38 47.4%**      **2nd Half: 17-35 48.6%**      **Game: 47.9%**      **DEADB**  
**3-PT. FG% 1st Half: 4-10 40.0%**      **2nd Half: 7-13 53.8%**      **Game: 47.8%**      **REBS**  
**F Throw % 1st Half: 6-11 54.5%**      **2nd Half: 9-11 81.8%**      **Game: 68.2%**      **2, 1**

Officials: R - Gary Maxwell, U1 - Tim Clougherty, U2 - Sean Wright  
 Technical fouls: North Texas-Johnson, Shawnon; TEAM. Arkansas-None.  
 Attendance: 14009

**Score by Periods**

	1st	2nd	Total
North Texas	29	32	61
Arkansas	46	50	96

**LSU 66, Arkansas 55**  
**Bud Walton Arena • Jan. 6, 2004**  
**Fayetteville, Ark. • Att.: 18,478 • ESPN TV**

**LSU 10-1, 1-0**

#	Player Name	TOT-FG			3-PT			REBOUNDS					MIN		
		FG	FGA	FT-FTA	FG	FGA	FT-FTA	OF	DE	TOT	PF	TP		A	TO
04	Koundjia, Regis*	0-3	0-1	0-0	1	2	3	2	0	0	1	0	0	0	17
14	Lioreada, Jaime*	2-7	0-0	3-6	1	14	15	3	7	3	3	1	2	38	
22	Whipple, Xavier*	2-3	1-2	2-2	1	5	6	2	7	2	2	0	0	32	
30	Bass, Brandon*	7-13	1-1	5-8	1	7	8	4	20	0	1	1	2	35	
42	Hudson, Antonio*	2-9	0-3	4-4	0	3	3	3	8	2	3	0	0	33	
02	Mitchell, Darrel	5-10	1-3	2-2	0	3	3	1	13	0	2	0	2	29	
03	Minor, Tack	2-4	2-4	3-4	0	0	0	1	9	0	2	0	1	9	
35	Lazare, Darrell	1-2	0-0	0-0	0	1	0	1	0	2	0	0	0	6	
45	Nelner, Ross	0-0	0-0	0-0	0	0	0	0	0	0	0	0	0	1	
	TEAM				3	3									
<b>Totals</b>		<b>21-51</b>	<b>5-14</b>	<b>19-26</b>	<b>8</b>	<b>34</b>	<b>42</b>	<b>16</b>	<b>66</b>	<b>7</b>	<b>14</b>	<b>2</b>	<b>8</b>	<b>200</b>	

**TOTAL FG% 1st Half: 12-31 38.7%**      **2nd Half: 9-20 45.0%**      **Game: 41.2%**      **DEADB**  
**3-PT. FG% 1st Half: 4-9 44.4%**      **2nd Half: 1-5 20.0%**      **Game: 35.7%**      **REBS**  
**F Throw % 1st Half: 7-10 70.0%**      **2nd Half: 12-16 75.0%**      **Game: 73.1%**      **2**

**Arkansas 8-4, 0-0**

#	Player Name	TOT-FG			3-PT			REBOUNDS					MIN		
		FG	FGA	FT-FTA	FG	FGA	FT-FTA	OF	DE	TOT	PF	TP		A	TO
10	Brewer, Ronnie*	3-8	0-3	0-4	2	5	7	1	6	1	1	0	2	31	
11	Ferguson, Eric*	4-14	2-6	0-0	0	3	3	3	10	6	4	1	0	35	
14	Pharis, Billy*	8-13	5-8	0-0	2	9	11	2	21	1	1	1	0	34	
20	Sullivan, Rashard*	1-5	0-0	0-2	4	3	7	3	2	1	0	2	1	27	
24	Modica, Jonathan*	4-15	2-7	1-2	2	2	4	4	11	1	3	0	0	31	
01	Jones, Michael	0-0	0-0	0-0	0	0	0	0	0	0	0	0	0	1	
02	Mukubu, Wen	0-0	0-0	0-0	1	1	2	0	0	0	0	0	0	3	
03	Tatum, Charles	0-1	0-1	0-0	1	1	1	0	0	0	0	0	0	3	
12	Davis, Kendrick	0-1	0-1	0-0	1	1	1	0	0	0	0	0	0	2	
23	Famutimi, Olu	1-7	0-1	0-0	1	0	1	1	2	0	2	0	0	13	
33	Hunter, Vincent	1-3	0-0	1-2	2	1	3	1	3	0	1	2	0	13	
43	Blackmon, Jamar	0-0	0-0	0-0	0	0	0	1	0	0	0	0	0	1	
	TEAM				1	1									
<b>Totals</b>		<b>22-67</b>	<b>9-27</b>	<b>2-10</b>	<b>14</b>	<b>47</b>	<b>61</b>	<b>17</b>	<b>55</b>	<b>10</b>	<b>13</b>	<b>7</b>	<b>3</b>	<b>200</b>	

**TOTAL FG% 1st Half: 10-36 27.8%**      **2nd Half: 12-31 38.7%**      **Game: 32.8%**      **DEADB**  
**3-PT. FG% 1st Half: 2-12 16.7%**      **2nd Half: 7-15 46.7%**      **Game: 33.3%**      **REBS**  
**F Throw % 1st Half: 1-4 25.0%**      **2nd Half: 1-6 16.7%**      **Game: 20.0%**      **5**

Officials: Ted Valentine, Tom Lopes, Bruce Benedict  
 Technical fouls: LSU-None. Arkansas-None.  
 Attendance: 18478

**Score by Periods**

	1st	2nd	Total
LSU	35	31	66
Arkansas	23	32	55

**Mississippi St. 80, Arkansas 62**  
**Humphrey Coliseum • Jan. 10, 2004**  
**Starkville, Miss. • Att.: 9,646**

**Arkansas: 8-5, 0-2**

#	Player Name	TOT-FG			3-PT			REBOUNDS					MIN		
		FG	FGA	FT-FTA	FG	FGA	FT-FTA	OF	DE	TOT	PF	TP		A	TO
14	Pharis, Billy*	7-14	4-7	0-1	1	2	3	3	18	0	1	0	0	33	
24	Modica, Jonathan*	4-14	0-4	1-2	4	0	4	2	9	1	3	0	0	26	
20	Sullivan, Rashard*	0-0	0-0	0-0	0	0	0	2	0	2	0	2	1	6	
10	Brewer, Ronnie*	5-9	1-3	3-5	6	1	7	0	14	5	3	1	2	36	
11	Ferguson, Eric*	1-5	0-3	2-2	0	0	0	2	4	0	3	0	0	32	
01	Jones, Michael	0-1	0-1	0-0	0	0	0	0	0	0	0	0	0	1	
02	Mukubu, Wen	1-3	0-0	0-1	2	2	4	1	2	0	0	0	1	10	
03	Tatum, Charles	0-1	0-1	0-0	0	0	0	0	0	0	0	0	0	3	
05	Jones, Matt	0-3	0-0	0-0	0	2	2	0	3	1	0	3	15		
12	Davis, Kendrick	3-6	1-2	3-4	1	2	3	10	0	1	0	0	12		
22	Cranford, Preston	0-0	0-0	0-0	0	0	0	0	0	0	0	0	0	1	
23	Famutimi, Olu	2-5	0-1	0-0	3	3	4	4	0	2	1	1	16		
33	Hunter, Vincent	0-0	0-0	1-2	0	2	2	3	1	0	3	0	1	8	
43	Blackmon, Jamar	0-0	0-0	0-0	0	1	1	0	0	0	0	0	0	1	
	TEAM				2	1	3								
<b>Totals</b>		<b>23-57</b>	<b>6-22</b>	<b>10-19</b>	<b>16</b>	<b>16</b>	<b>32</b>	<b>20</b>	<b>62</b>	<b>9</b>	<b>19</b>	<b>4</b>	<b>9</b>	<b>200</b>	

**TOTAL FG% 1st Half: 12-26 46.2%**      **2nd Half: 11-31 35.5%**      **Game: 40.4%**      **DEADB**  
**3-PT. FG% 1st Half: 4-13 30.8%**      **2nd Half: 2-9 22.2**



**Auburn 70, Arkansas 63**  
**Beard-Eaves Memorial Coliseum • Jan. 21, 2004**  
**Auburn, Ala. • Att.: 7,110**

#	Player Name	TOT-FG		3-PT		REBOUNDS					MIN					
		FG	FGA	FG	FGA	FT	FTA	OF	DE	TOT		PF	TP	A	TO	BLK
20	Sullivan, Rashard*	0-0	0-0	0-0	0-0	0	0	0	2	0	0	0	0	0	0	7
24	Modica, Jonathon*	4-11	1-5	0-0	2	4	6	1	9	1	1	0	0	0	0	29
14	Pharis, Billy*	0-4	0-4	0-0	1	2	3	3	0	1	2	0	0	0	0	32
10	Brewer, Ronnie*	2-9	0-3	2-3	1	4	5	1	6	3	3	0	2	3	2	32
11	Ferguson, Eric*	8-17	2-5	0-0	1	1	2	2	18	2	6	0	0	0	0	41
01	Jones, Michael	0-1	0-1	0-0	0	0	0	0	0	0	0	0	0	0	0	1
02	Mukubu, Wen	0-0	0-0	0-0	0	0	0	0	0	0	0	0	0	0	0	0
03	Tatum, Charles	0-0	0-0	0-0	0	0	0	0	0	0	0	0	0	0	0	2
05	Jones, Matt	2-3	0-1	0-0	1	1	2	2	4	0	0	0	0	0	0	13
12	Davis, Kendrick	2-3	0-0	2-2	0	0	0	1	6	0	0	0	0	0	0	9
23	Famutimi, Olu	5-10	2-4	2-2	4	3	7	0	14	0	1	0	0	0	0	21
33	Hunter, Vincent	2-2	0-0	2-4	3	3	6	4	6	1	2	2	0	0	0	23
43	Blackmon, Jamar	0-0	0-0	0-0	0	0	0	0	0	0	0	0	0	0	0	0
	TEAM					3	1	4								
	<b>Totals</b>	<b>25-60</b>	<b>5-23</b>	<b>8-11</b>	<b>16</b>	<b>19</b>	<b>35</b>	<b>16</b>	<b>63</b>	<b>8</b>	<b>15</b>	<b>2</b>	<b>10</b>	<b>20</b>	<b>20</b>	

TOTAL FG% 1st Half: 18-31 58.1% 2nd Half: 7-29 24.1% Game: 41.7% DEADB  
 3-PT FG% 1st Half: 3-9 33.3% 2nd Half: 2-14 14.3% Game: 21.7% REBS  
 F Throw % 1st Half: 2-3 66.7% 2nd Half: 6-8 75.0% Game: 72.7% 2

#	Player Name	TOT-FG		3-PT		REBOUNDS					MIN				
		FG	FGA	FG	FGA	FT	FTA	OF	DE	TOT		PF	TP	A	TO
04	Killingsworth, Marco*	7-11	0-0	2-2	4	3	7	2	16	2	2	1	1	35	
13	Robinson, Brandon*	2-5	0-1	0-1	4	4	8	4	4	2	2	0	1	23	
34	Davis, Kyle*	4-8	0-0	0-0	3	8	11	2	8	1	0	4	2	30	
22	Monroe, Lewis*	0-2	0-1	0-0	0	0	0	0	0	3	6	0	2	18	
24	Watson, Nathan*	3-17	2-11	2-2	7	1	8	0	10	1	1	0	2	24	
03	Young, Ian	4-12	4-11	2-2	2	2	4	1	14	7	3	0	0	34	
21	Brown, Quinell	6-12	4-9	0-0	1	1	2	0	16	3	1	0	1	25	
33	LeMelle, Ronny	1-5	0-3	0-0	1	0	1	1	2	1	0	0	0	8	
44	Curtis, Dwayne	0-0	0-0	0-0	1	0	1	0	0	0	1	0	0	3	
	TEAM				4	1	5								
	<b>Totals</b>	<b>27-72</b>	<b>10-36</b>	<b>6-7</b>	<b>27</b>	<b>20</b>	<b>47</b>	<b>10</b>	<b>70</b>	<b>20</b>	<b>16</b>	<b>5</b>	<b>9</b>	<b>200</b>	

TOTAL FG% 1st Half: 11-40 27.5% 2nd Half: 16-32 50.0% Game: 37.5% DEADB  
 3-PT FG% 1st Half: 4-19 21.1% 2nd Half: 6-17 35.3% Game: 27.8% REBS  
 F Throw % 1st Half: 2-2 100% 2nd Half: 4-5 80.0% Game: 85.7% 0

Officials: Reggie Cofer, Joe Lindsay, Les Jones  
 Technical fouls: Arkansas-None. Auburn-Killingsworth, Marco.  
 Attendance: 7110

Score by Periods	1st	2nd	Total
Arkansas	41	22	63
Auburn	28	42	70

**Arkansas 70, No. 22 Vanderbilt 62**  
**Bud Walton Arena • Jan. 24, 2004**  
**Fayetteville, Ark. • Att.: 17,169 • JP Sports TV**

#	Player Name	TOT-FG		3-PT		REBOUNDS					MIN			
		FG	FGA	FG	FGA	FT	FTA	OF	DE	TOT		PF	TP	A
01	Mario Moore*	5-12	3-7	4-5	0	3	3	1	17	5	0	1	26	
03	Jason Holwerda*	2-3	0-0	2-4	1	3	4	2	6	7	3	0	3	27
33	Llull Terrall*	1-6	0-0	0-1	2	3	5	2	0	0	0	0	19	
35	Matt Freije*	7-13	3-5	2-4	3	4	7	3	19	0	1	0	32	
44	Corey Smith*	2-6	1-4	2-2	3	4	7	1	7	0	0	0	30	
10	Adam Payton	0-0	0-0	0-0	0	0	0	0	0	0	0	0	3	
11	Russell Layke	0-1	0-1	0-0	0	2	2	1	0	1	2	0	16	
13	David Przybyszewski	0-5	0-2	0-0	0	0	0	0	0	0	1	1	15	
20	Dan Cage	2-4	2-4	0-0	0	0	0	4	6	0	0	0	9	
24	Scott Hundley	0-2	0-0	1-1	0	1	0	2	1	2	0	0	9	
54	Ted Skuchas	1-1	0-0	2-2	1	0	3	2	3	1	3	0	14	
	TEAM				3	3								
	<b>Totals</b>	<b>20-53</b>	<b>9-23</b>	<b>13-22</b>	<b>14</b>	<b>21</b>	<b>35</b>	<b>19</b>	<b>62</b>	<b>12</b>	<b>17</b>	<b>1</b>	<b>5</b>	<b>200</b>

TOTAL FG% 1st Half: 7-26 26.9% 2nd Half: 13-27 48.1% Game: 37.7% DEADB  
 3-PT FG% 1st Half: 4-11 36.4% 2nd Half: 5-12 41.7% Game: 39.1% REBS  
 F Throw % 1st Half: 4-4 100% 2nd Half: 9-18 50.0% Game: 59.1% 4.1

#	Player Name	TOT-FG		3-PT		REBOUNDS					MIN			
		FG	FGA	FG	FGA	FT	FTA	OF	DE	TOT		PF	TP	A
01	Jones, Michael*	5-15	2-7	6-6	1	6	7	3	18	1	2	0	1	33
10	Brewer, Ronnie*	7-9	1-2	6-6	1	2	3	2	21	4	0	0	33	
11	Ferguson, Eric*	0-3	0-1	0-0	1	1	2	1	0	5	1	0	1	20
14	Pharis, Billy*	0-1	0-1	0-0	0	0	0	1	0	1	0	0	9	
24	Modica, Jonathon*	7-12	4-6	3-5	1	2	3	21	1	2	1	0	32	
03	Tatum, Charles	0-0	0-0	0-0	0	0	0	0	0	0	0	0	5	
05	Jones, Matt	2-3	0-0	0-0	1	5	6	1	4	0	1	0	16	
12	Davis, Kendrick	0-2	0-0	0-0	0	1	1	0	0	2	1	0	7	
23	Famutimi, Olu	2-4	1-3	0-0	1	1	2	1	5	0	1	0	23	
33	Hunter, Vincent	0-1	0-0	1-2	0	4	4	5	1	0	0	3	0	22
	TEAM				1	1								
	<b>Totals</b>	<b>23-50</b>	<b>8-20</b>	<b>16-19</b>	<b>7</b>	<b>22</b>	<b>29</b>	<b>17</b>	<b>70</b>	<b>14</b>	<b>12</b>	<b>4</b>	<b>4</b>	<b>200</b>

TOTAL FG% 1st Half: 9-24 37.5% 2nd Half: 14-26 53.8% Game: 46.0% DEADB  
 3-PT FG% 1st Half: 3-10 30.0% 2nd Half: 5-10 50.0% Game: 40.0% REBS  
 F Throw % 1st Half: 4-5 80.0% 2nd Half: 12-14 85.7% Game: 84.2% 1.2

Officials: R. Andre Pattillo, U1: J.B. Caldwell, U2: Kyle Chambers  
 Technical fouls: Vanderbilt-None. Arkansas Razorbacks-None.  
 Attendance: 17169

Score by Periods	1st	2nd	Total
Vanderbilt	22	40	62
Arkansas	25	45	70



Vincent Hunter went 12 of 14 at the line, and had season highs of 14 points and nine rebounds in the win over Ole Miss.

**Georgia 71, Arkansas 50**  
**Stegeman Coliseum • Jan. 31, 2004**  
**Athens, Ga. • Att.: 9,417 • JP Sports TV**

#	Player Name	TOT-FG		3-PT		REBOUNDS					MIN			
		FG	FGA	FG	FGA	FT	FTA	OF	DE	TOT		PF	TP	A
01	Jones, Michael*	1-3	0-1	0-0	1	0	1	3	2	0	0	0	0	7
10	Brewer, Ronnie*	6-13	1-2	2-6	1	2	3	1	15	3	4	1	5	34
11	Ferguson, Eric*	0-4	0-3	1-2	1	3	4	3	1	0	1	0	1	21
14	Pharis, Billy*	0-2	0-1	0-0	0	0	1	0	0	0	2	0	11	
24	Modica, Jonathon*	7-13	0-2	3-4	2	1	3	1	17	0	2	0	20	
02	Mukubu, Wen	0-1	0-0	0-0	0	0	0	0	0	0	0	0	2	
03	Tatum, Charles	0-0	0-0	0-0	0	1	1	0	0	0	0	0	3	
05	Jones, Matt	1-1	0-0	1-4	1	2	3	2	3	1	3	0	1	20
12	Davis, Kendrick	1-5	0-2	1-2	0	0	0	2	3	0	1	0	1	10
20	Sullivan, Rashard	0-0	0-0	0-0	0	1	0	1	0	0	0	0	1	3
22	Cranford, Preston	0-1	0-0	0-0	0	1	1	0	0	0	0	0	2	
23	Famutimi, Olu	3-7	0-2	0-1	3	2	5	1	6	0	2	0	1	20
33	Hunter, Vincent	1-1	0-0	1-2	2	3	5	3	1	2	2	1	29	
43	Blackmon, Jamar	0-2	0-1	0-0	0	0	0	0	0	0	1	0	8	
	TEAM				4	4								
	<b>Totals</b>	<b>20-53</b>	<b>1-15</b>	<b>9-21</b>	<b>16</b>	<b>15</b>	<b>31</b>	<b>20</b>	<b>50</b>	<b>5</b>	<b>17</b>	<b>3</b>	<b>15</b>	<b>200</b>

TOTAL FG% 1st Half: 10-25 40.0% 2nd Half: 10-28 35.7% Game: 37.7% DEADB  
 3-PT FG% 1st Half: 1-7 14.3% 2nd Half: 0-8 0.0% Game: 6.7% REBS  
 F Throw % 1st Half: 4-6 66.7% 2nd Half: 5-13 33.3% Game: 42.9% 4

#	Player Name	TOT-FG		3-PT		REBOUNDS					MIN			
		FG	FGA	FG	FGA	FT	FTA	OF	DE	TOT		PF	TP	A
03	Wright, Rashad*	1-6	0-5	2-3	0	1	1	2	4	6	5	1	4	35
12	Wilkins, Damien*	11-14	3-3	1-4	5	4	9	2	26	1	3	1	38	
14	Stukes, Levi*	2-6	2-5	0-0	0	3	3	2	6	3	2	0	1	30
33	Hayes, Jonas*	3-5	0-0	2-5	1	1	2	3	8	0	2	1	0	28
50	Daniels, Chris*	6-11	0-0	4-5	3	6	9	2	16	3	5	2	33	



**Tennessee 69, Arkansas 65**  
**Thompson-Boling Arena • Feb. 11, 2004**  
**Knoxville, Tenn. • Att.: 11,536 • JP Sports TV**

**Arkansas: 11-10, 3-7**

#	Player Name	TOT-FG			3-PT			REBOUNDS			PF	TP	A	TO	BLK	S	MIN
		FG	FGA	FT	FTA	OF	DE	TOT	PF	TP							
05	Matt Jones*	3-8	1-1	0-0	3	4	7	1	7	7	0	0	1	36			
33	Hunter, Vincent*	0-2	0-0	0-0	0	0	0	0	0	0	0	0	1	6			
10	Brewer, Ronnie*	1-6	0-0	3-4	1	2	1	5	1	2	0	1	31				
23	Famutimi, Olu*	8-15	2-6	0-0	2	3	5	2	18	1	3	0	3	30			
24	Modica, Jonathon*	4-10	3-7	0-0	1	2	3	4	11	1	1	0	0	27			
01	Jones, Michael	5-13	3-9	0-0	1	3	4	0	13	0	0	0	1	23			
11	Ferguson, Eric	0-5	0-1	0-0	0	1	1	3	0	5	0	0	2	31			
14	Pharis, Billy	4-9	0-2	3-3	6	2	8	0	11	1	0	0	1	15			
43	Blackmon, Jamar	0-0	0-0	0-0	0	0	0	0	0	0	0	0	0	1			
TEAM						1		1									
<b>Totals</b>		<b>25-68</b>	<b>9-26</b>	<b>6-7</b>	<b>15</b>	<b>16</b>	<b>31</b>	<b>11</b>	<b>65</b>	<b>16</b>	<b>6</b>	<b>1</b>	<b>9</b>	<b>200</b>			

**TOTAL FG%** 1st Half: 14-34 41.2%      2nd Half: 11-34 32.4%      Game: 36.8%      DEADB  
**3-PT FG%** 1st Half: 6-14 42.9%      2nd Half: 3-12 25.0%      Game: 34.6%      REBS  
**F Throw %** 1st Half: 2-2 100%      2nd Half: 4-5 80.0%      Game: 85.7%      1

**Tennessee: 12-8, 4-5**

#	Player Name	TOT-FG			3-PT			REBOUNDS			PF	TP	A	TO	BLK	S	MIN
		FG	FGA	FT	FTA	OF	DE	TOT	PF	TP							
01	Wingate, Major*	2-2	0-0	0-2	2	0	2	1	4	0	0	1	0	19			
04	Crump, Brandon*	6-12	0-1	1-2	4	6	10	3	13	2	4	1	0	33			
02	McFadgon, Scooter*	6-11	5-8	2-2	1	3	4	0	19	4	2	0	1	33			
03	Asumnu, Stanley*	2-7	0-1	0-0	1	6	7	0	4	2	3	1	21				
23	Watson, C.J.*	5-10	3-6	1-1	2	6	8	2	14	6	2	0	0	34			
00	Harrison, Boomer	0-0	0-0	0-0	0	1	1	0	0	0	0	1	0	3			
05	Winchester, John	2-3	1-2	2-2	0	0	0	0	1	7	0	0	0	16			
23	Bradshaw, Dane	0-0	0-0	0-0	0	0	0	0	1	0	3	0	0	8			
33	Hendrix, Jemere	3-6	0-0	0-0	2	4	6	2	6	1	1	0	0	24			
43	Albrecht, Justin	1-2	0-1	0-0	0	1	1	0	2	4	0	0	1	9			
TEAM						1		1									
<b>Totals</b>		<b>27-53</b>	<b>9-19</b>	<b>6-9</b>	<b>12</b>	<b>28</b>	<b>40</b>	<b>10</b>	<b>69</b>	<b>22</b>	<b>14</b>	<b>4</b>	<b>3</b>	<b>200</b>			

**TOTAL FG%** 1st Half: 15-29 51.7%      2nd Half: 12-24 50.0%      Game: 50.9%      DEADB  
**3-PT FG%** 1st Half: 5-9 55.6%      2nd Half: 4-10 40.0%      Game: 47.4%      REBS  
**F Throw %** 1st Half: 0-0 0.0%      2nd Half: 6-9 66.7%      Game: 66.7%      1

Officials: John Clougherty, Mike Kitts, Tim Clougherty  
 Technical fouls: Arkansas-None. Tennessee-None.  
 Attendance: 11536

Score by Periods	1st	2nd	Total
Arkansas	36	29	65
Tennessee	35	34	69

**No. 6 Mississippi St. 77, Arkansas 70**  
**Bud Walton Arena • Feb. 14, 2004**  
**Fayetteville, Ark. • Att.: 19,042 • Fox Sports Net TV**

**Mississippi St.: 21-1, 10-1**

#	Player Name	TOT-FG			3-PT			REBOUNDS			PF	TP	A	TO	BLK	S	MIN
		FG	FGA	FT	FTA	OF	DE	TOT	PF	TP							
04	Roberts, Lawrence*	9-12	0-1	1-2	2	10	12	2	19	0	1	0	0	37			
15	Bowers, Timmy*	3-8	2-5	2-4	2	5	7	1	10	8	6	1	3	39			
21	Power, Shane*	6-12	2-4	3-4	1	3	4	2	17	2	1	0	0	37			
23	Frazier, Winsome*	7-12	5-10	4-4	1	3	4	2	23	3	2	1	0	38			
32	Vincent, Branden*	3-5	0-0	0-0	1	4	5	1	6	2	1	0	1	36			
11	Ervin, Gary	0-0	0-0	0-0	0	0	0	0	1	0	0	2	0	8			
22	Slater, Dietric	0-0	0-0	0-0	0	0	0	0	1	0	0	0	0	1			
41	Stelmach, Piotr	0-0	0-0	0-0	0	1	1	0	0	0	0	0	0	2			
50	Campbell, Marcus	1-1	0-0	0-0	0	0	0	1	2	0	0	0	0	2			
TEAM						1		2									
<b>Totals</b>		<b>29-50</b>	<b>9-20</b>	<b>10-14</b>	<b>8</b>	<b>28</b>	<b>36</b>	<b>11</b>	<b>77</b>	<b>15</b>	<b>17</b>	<b>2</b>	<b>4</b>	<b>200</b>			

**TOTAL FG%** 1st Half: 16-25 64.0%      2nd Half: 13-25 52.0%      Game: 58.0%      DEADB  
**3-PT FG%** 1st Half: 6-12 50.0%      2nd Half: 3-8 37.5%      Game: 45.0%      REBS  
**F Throw %** 1st Half: 3-4 75.0%      2nd Half: 7-10 70.0%      Game: 71.4%      2

**Arkansas: 11-11, 3-8**

#	Player Name	TOT-FG			3-PT			REBOUNDS			PF	TP	A	TO	BLK	S	MIN
		FG	FGA	FT	FTA	OF	DE	TOT	PF	TP							
05	Jones, Matt*	4-11	1-4	0-0	2	8	10	3	9	4	1	0	3	35			
10	Brewer, Ronnie*	4-9	1-2	0-0	0	3	3	1	9	8	1	0	1	35			
14	Pharis, Billy*	0-3	0-0	0-0	0	0	0	3	0	0	0	0	0	13			
23	Famutimi, Olu*	2-7	0-1	0-0	1	0	1	0	4	0	1	0	2	22			
24	Modica, Jonathon*	12-19	3-7	6-11	2	2	4	1	33	1	1	0	0	37			
01	Jones, Michael	0-2	0-2	0-2	0	1	1	3	2	0	0	0	0	11			
03	Tatum, Charles	1-2	1-2	0-0	0	0	0	1	3	1	0	0	0	6			
11	Ferguson, Eric	3-7	2-4	0-0	0	0	0	1	8	3	0	0	3	28			
12	Davis, Kendrick	0-0	0-0	0-0	0	0	0	0	1	0	0	1	0	3			
20	Sullivan, Rashard	1-1	0-0	0-0	0	0	0	2	2	2	0	0	0	9			
33	Hunter, Vincent	0-0	0-0	0-0	0	0	0	0	0	0	0	0	0	1			
TEAM						4		4									
<b>Totals</b>		<b>27-61</b>	<b>8-22</b>	<b>8-13</b>	<b>9</b>	<b>14</b>	<b>23</b>	<b>16</b>	<b>70</b>	<b>19</b>	<b>8</b>	<b>0</b>	<b>9</b>	<b>200</b>			

**TOTAL FG%** 1st Half: 14-32 43.8%      2nd Half: 13-29 44.8%      Game: 44.3%      DEADB  
**3-PT FG%** 1st Half: 5-9 55.6%      2nd Half: 3-13 23.1%      Game: 36.4%      REBS  
**F Throw %** 1st Half: 0-0 0.0%      2nd Half: 8-13 61.5%      Game: 61.5%      2,1

Officials: Gary Maxwell, Bruce Benedict, David Guthrie  
 Technical fouls: Mississippi St.-None. Arkansas Razorbacks-None.  
 Attendance: 19042

Score by Periods	1st	2nd	Total
Mississippi St.	41	36	77
Arkansas	33	37	70

**No. 9 Kentucky 73, Arkansas 56**  
**Rupp Arena • Feb. 18, 2004**  
**Lexington, Ky. • Att.: 21,941 • JP Sports TV**


**Arkansas: 11-12, 3-9**

#	Player Name	TOT-FG			3-PT			REBOUNDS			PF	TP	A	TO	BLK	S	MIN
		FG	FGA	FT	FTA	OF	DE	TOT	PF	TP							
05	Jones, Matt*	2-3	0-1	0-1	1	8	9	2	4	0	2	0	1	28			
10	Brewer, Ronnie*	2-7	0-3	5-7	0	4	4	1	9	1	4	1	0	24			
11	Ferguson, Eric*	4-6	2-2	2-2	0	0	0	1	12	0	2	1	0	24			
23	Famutimi, Olu*	3-11	0-2	0-0	2	1	3	1	6	0	1	0	1	27			
24	Modica, Jonathon*	5-15	0-3	4-4	4	0	4	3	14	1	2	0	0	31			
01	Jones, Michael	1-2	0-1	2-2	0	1	1	2	2	1	0	0	0	6			
02	Mukubu, Wen	0-1	0-0	0-0	0	0	0	0	2	0	0	0	0	2			
03	Tatum, Charles	0-1	0-1	0-0	0	0	0	1	0	0	0	0	0	6			
12	Davis, Kendrick	3-4	1-1	0-0	1	0	1	3	7	1	2	0	0	14			
14	Pharis, Billy	0-3	0-2	0-0	0	3	3	4	0	2	1	0	0	17			
20	Sullivan, Rashard	0-1	0-0	0-1	1	1	2	0	0	0	0	0	0	9			
22	Cranford, Preston	0-0	0-0	0-0	0	0	0	0	0	0	0	0	0	3			
33	Hunter, Vincent	0-0	0-0	0-0	0	0	0	0	2	0	0	1	0	7			
43	Blackmon, Jamar	0-0	0-0	0-0	0	0	0	0	0	0	0	0	0	2			
TEAM						3		3									
<b>Totals</b>		<b>20-54</b>	<b>3-16</b>	<b>13-17</b>	<b>9</b>	<b>21</b>	<b>30</b>	<b>20</b>	<b>56</b>	<b>6</b>	<b>14</b>	<b>3</b>	<b>4</b>	<b>200</b>			

**TOTAL FG%** 1st Half: 9-31 29.0%      2nd Half: 11-23 47.8%      Game: 37.0%      DEADB  
**3-PT FG%** 1st Half: 2-10 20.0%      2nd Half: 1-6 16.7%      Game: 18.8%      REBS  
**F Throw %** 1st Half: 3-5 60.0%      2nd Half: 10-12 83.3%      Game: 76.5%      2

**Kentucky 18-4, 8-3**

#	Player Name	TOT-FG			3-PT			REBOUNDS			PF	TP	A	TO	BLK	S	MIN
		FG	FGA	FT	FTA	OF	DE	TOT	PF	TP							
01	Hawkins, Cliff*	2-5	1-1	0-0	0	5	5	2	5	11	1	0	0	28			
14	Daniels, Erik*	10-13	0-0	1-3	0	4	4	2	21	1	2	0	2	34			
24	Azubuike, Keleenna*	4-7	1-3	3-6	1	3	4	2	12	3	1	0	0	27			
33																	



**Florida 73, Arkansas 68**  
**Bud Walton Arena • Feb. 28, 2004**  
**Fayetteville, Ark. • Att.: 18,602 • JP Sports TV**

Florida: 17-8, 8-6		Arkansas: 12-15, 4-10	
TOT-FG	3-PT	REBOUNDS	
FG-FGA	FG-FGA	FT-FTA	OF DE TOT PF TP A TO BLK S MIN
01 Robertson, Anthony*	5-10 2-6	0-1	0 4 4 0 12 7 3 0 1 30
04 Moss, Adrian*	4-5 0-0	1-2	0 2 2 3 9 1 2 0 1 26
12 Humphrey, Lee*	1-2 1-2	0-0	0 1 1 0 3 2 4 0 0 21
24 Lee, David*	8-12 0-0	2-2	2 7 9 2 18 3 7 1 1 31
44 Walsh, Matt*	5-12 3-7	4-4	0 3 3 3 17 3 1 0 0 36
21 Abukar, Mohamed	2-3 2-3	0-0	0 5 5 1 6 0 1 1 0 22
23 Appleby, Ryan	0-1 0-1	0-0	0 0 0 1 0 2 1 0 0 10
32 Richard, Chris	2-3 0-0	0-0	0 0 0 2 4 0 1 1 1 12
42 Cotas, Bonell	2-2 0-0	0-0	0 2 2 2 4 0 0 1 0 12
TEAM			2 2 4
<b>Totals</b>	<b>29-50 8-19</b>	<b>7-9</b>	<b>4 26 30 14 73 18 20 4 4 200</b>

<b>TOTAL FG%</b>	1st Half: 15-24 62.5%	2nd Half: 14-26 53.8%	Game: 58.0%	DEADB
<b>3-PT. FG%</b>	1st Half: 4-8 50.0%	2nd Half: 4-11 36.4%	Game: 42.1%	REBS
<b>F Throw %</b>	1st Half: 1-1 100%	2nd Half: 6-8 75.0%	Game: 77.8%	0.2

Arkansas: 12-13, 4-10		Florida: 11-31 35.5%	
TOT-FG	3-PT	REBOUNDS	
FG-FGA	FG-FGA	FT-FTA	OF DE TOT PF TP A TO BLK S MIN
02 Mukubu, Wen*	0-0 0-0	0-0	0 0 0 1 0 0 1 0 1 3
05 Jones, Matt*	3-6 0-1	0-1	2 4 6 3 6 1 2 1 4 31
10 Brewer, Ronnie*	7-13 0-3	9-12	4 3 7 0 23 4 1 0 6 38
11 Ferguson, Eric*	1-4 0-2	0-0	0 1 1 1 2 1 1 0 0 18
23 Famutimi, Olu*	4-11 0-2	1-2	1 0 1 0 3 9 3 1 0 0 17
01 Jones, Michael	2-6 0-3	2-4	2 1 3 1 6 0 0 0 0 18
03 Tatum, Charles	0-1 0-1	0-0	0 0 0 0 0 1 0 0 0 3
12 Davis, Kendrick	2-9 1-8	0-0	2 2 2 3 5 0 1 0 0 22
14 Pharis, Billy	0-0 0-0	0-0	0 0 0 1 0 0 0 0 0 2
20 Sullivan, Rashard	0-0 0-0	0-0	1 3 4 1 0 0 0 0 1 10
22 Cranford, Preston	0-1 0-1	0-0	0 0 0 0 0 0 0 0 0 2
24 Modica, Jonathon	7-13 1-4	2-2	1 4 5 0 17 2 2 0 2 32
33 Hunter, Vincent	0-0 0-0	0-0	0 0 0 1 0 0 0 0 0 3
43 Blackmon, Jamar	0-0 0-0	0-0	0 0 0 1 0 0 0 0 0 1
TEAM			2 2 2
<b>Totals</b>	<b>26-64 2-25</b>	<b>14-21</b>	<b>13 18 31 13 68 12 9 1 14 200</b>

<b>TOTAL FG%</b>	1st Half: 11-31 35.5%	2nd Half: 15-33 45.5%	Game: 40.6%	DEADB
<b>3-PT. FG%</b>	1st Half: 0-13 0.0%	2nd Half: 2-12 16.7%	Game: 8.0%	REBS
<b>F Throw %</b>	1st Half: 5-8 62.5%	2nd Half: 9-13 69.2%	Game: 66.7%	4.1

<b>Officials:</b>	Andre Pattillo, Doug Simmons, Jeff Nichols
<b>Technical fouls:</b>	Florida-None, Arkansas-None.
<b>Attendance:</b>	18602

<b>Score by Periods</b>	1st	2nd	Total
Florida	35	38	73
Arkansas	27	41	68

**Alabama 72, Arkansas 68 (OT)**  
**Bud Walton Arena • March 3, 2004**  
**Fayetteville, Ark. • Att.: 15,626 • JP Sports TV**

Alabama: 16-10, 8-7		Arkansas: 12-14, 4-11	
TOT-FG	3-PT	REBOUNDS	
FG-FGA	FG-FGA	FT-FTA	OF DE TOT PF TP A TO BLK S MIN
01 Davis, Chuck*	6-10 1-1	5-9	4 4 8 4 18 1 3 0 0 34
03 Winston, Kennedy*	6-13 3-7	2-4	1 2 3 4 17 2 3 0 1 44
05 Shelton, Earnest*	2-6 0-2	6-8	1 6 7 3 10 2 5 0 0 37
33 Davidson, Jermario*	1-1 0-0	2-2	1 3 4 1 4 1 0 1 1 19
50 Pettway, Antoine*	4-8 1-4	0-1	0 1 1 2 9 3 1 0 2 42
02 Thomas, Emmett	3-9 2-8	3-4	1 2 3 4 11 0 0 0 0 26
21 Brock, Evan	1-3 0-0	0-2	3 2 5 2 2 3 1 0 0 16
23 Smith, Demetrius	0-1 0-0	1-2	1 1 2 0 1 0 2 0 0 7
TEAM			3 3 1
<b>Totals</b>	<b>23-51 7-22</b>	<b>19-32</b>	<b>15 21 36 20 72 12 16 1 4 225</b>

<b>TOTAL FG%</b>	1st Half: 7-21 33.3%	2nd Half: 13-26 50.0%	OT: 3-4 75.0%	Game: 45.1%	DEADB
<b>3-PT. FG%</b>	1st Half: 1-9 11.1%	2nd Half: 5-11 45.5%	OT: 1-2 50.0%	Game: 31.8%	REBS
<b>F Throw %</b>	1st Half: 4-7 57.1%	2nd Half: 13-19 68.4%	OT: 2-6 33.3%	Game: 59.4%	6.1

Arkansas: 12-14, 4-11		Alabama: 15-31 48.4%	
TOT-FG	3-PT	REBOUNDS	
FG-FGA	FG-FGA	FT-FTA	OF DE TOT PF TP A TO BLK S MIN
03 Tatum, Charles*	3-8 3-8	0-0	0 1 1 2 9 0 1 0 2 24
05 Jones, Matt*	5-10 0-1	0-0	4 4 8 4 10 2 5 0 1 42
10 Brewer, Ronnie*	5-12 0-1	2-2	3 4 7 1 12 5 0 2 2 42
23 Famutimi, Olu*	4-8 1-3	1-2	1 1 2 3 10 1 1 0 1 25
33 Hunter, Vincent*	0-2 0-0	1-2	1 0 1 2 1 0 1 0 0 21
01 Jones, Michael	0-0 0-0	0-0	0 0 0 0 0 2 0 0 0 5
02 Mukubu, Wen	0-0 0-0	0-0	0 1 1 0 0 0 1 0 0 1
11 Ferguson, Eric	2-4 1-2	2-2	0 1 1 5 7 3 0 0 0 24
14 Pharis, Billy	1-2 0-0	0-0	0 0 0 2 2 0 0 0 0 4
20 Sullivan, Rashard	0-0 0-0	0-0	1 1 2 0 0 0 0 0 0 7
24 Modica, Jonathon	4-9 1-5	8-10	0 6 6 4 17 1 2 0 0 29
43 Blackmon, Jamar	0-0 0-0	0-0	0 0 0 0 0 0 0 0 0 1
TEAM			1 1
<b>Totals</b>	<b>24-55 6-20</b>	<b>14-18</b>	<b>9 20 29 25 68 14 11 2 8 225</b>

<b>TOTAL FG%</b>	1st Half: 15-31 48.4%	2nd Half: 7-18 38.9%	OT: 2-6 33.3%	Game: 43.6%	DEADB
<b>3-PT. FG%</b>	1st Half: 4-9 44.4%	2nd Half: 1-6 16.7%	OT: 1-5 20.0%	Game: 30.0%	REBS
<b>F Throw %</b>	1st Half: 0-0 0.0%	2nd Half: 14-18 77.8%	OT: 0-0 0.0%	Game: 77.8%	4

<b>Officials:</b>	John Clougherty, Bruce Benedict, Joe Lindsay
<b>Technical fouls:</b>	Alabama-None, Arkansas-None.
<b>Attendance:</b>	15626

<b>Score by Periods</b>	1st	2nd	OT	Total
Alabama	19	44	9	72
Arkansas	34	29	5	68

**Ole Miss 55, Arkansas 45**  
**Tad Smith Coliseum • March 6, 2004**  
**Oxford, Miss. • Att.: 4,455**

Arkansas: 12-15, 4-12		Ole Miss: 13-14, 5-11	
TOT-FG	3-PT	REBOUNDS	
FG-FGA	FG-FGA	FT-FTA	OF DE TOT PF TP A TO BLK S MIN
05 Jones, Matt*	2-7 0-1	0-0	1 6 7 2 4 0 2 0 1 23
20 Sullivan, Rashard*	0-2 0-0	0-1	3 6 9 4 0 1 2 5 0 30
23 Famutimi, Olu*	1-3 0-1	1-4	0 1 1 2 3 0 2 0 0 13
10 Brewer, Ronnie*	2-6 0-1	1-2	1 5 6 4 5 2 2 1 4 34
11 Ferguson, Eric*	2-9 0-2	4-5	0 2 2 3 8 4 1 0 1 33
01 Jones, Michael	3-6 3-5	0-0	0 1 1 1 9 0 0 0 0 3
02 Mukubu, Wen	0-0 0-0	0-0	0 1 0 1 0 0 0 0 0 1
03 Tatum, Charles	0-1 0-1	0-0	0 1 1 0 0 0 0 0 0 3
12 Davis, Kendrick	1-5 0-3	0-0	0 0 0 0 2 0 2 0 0 11
14 Pharis, Billy	1-2 0-0	0-1	1 0 1 0 2 1 0 0 0 8
22 Cranford, Preston	0-0 0-0	0-0	0 0 0 0 0 0 0 0 0 1
24 Modica, Jonathon	3-8 1-3	2-3	3 3 6 5 9 0 2 0 0 29
33 Hunter, Vincent	1-1 0-0	1-2	1 0 1 4 3 0 0 0 0 10
43 Blackmon, Jamar	0-0 0-0	0-0	0 0 0 0 0 0 0 0 0 1
TEAM			2 2 4
<b>Totals</b>	<b>16-50 4-17</b>	<b>9-18</b>	<b>10 25 35 26 45 8 13 6 7 200</b>

<b>TOTAL FG%</b>	1st Half: 6-17 35.3%	2nd Half: 10-33 30.3%	Game: 32.0%	DEADB
<b>3-PT. FG%</b>	1st Half: 1-4 25.0%	2nd Half: 3-13 23.1%	Game: 23.5%	REBS
<b>F Throw %</b>	1st Half: 8-13 61.5%	2nd Half: 1-5 20.0%	Game: 50.0%	3.1

Ole Miss: 13-14, 5-11		Arkansas: 6-25 24.0%	
TOT-FG	3-PT	REBOUNDS	
FG-FGA	FG-FGA	FT-FTA	OF DE TOT PF TP A TO BLK S MIN
01 Harper, Aaron*	3-7 2-5	3-6	1 5 6 4 11 2 2 0 1 20
23 Reed, Justin*	6-14 3-7	4-4	1 7 8 2 19 1 4 2 0 39
33 Rhodes, Chris*	0-1 0-0	0-0	0 0 0 1 0 0 0 0 0 10
10 Abernethy, Todd*	0-1 0-0	2-2	0 2 2 3 2 4 0 0 0 21
12 Johnson, Justin*	1-4 1-2	3-5	1 1 2 4 6 1 0 0 1 18
04 Fox, Kendrick	0-0 0-0	0-0	0 0 0 0 0 0 0 0 0 1
20 Doyne, Bam	0-5 0-1	3-5	3 2 5 2 3 0 2 0 0 13
21 Nunery, Cavadas	1-1 0-0	1-2	0 4 4 2 3 1 0 0 3 19
24 Glass, Ed	0-3 0-0	2-4	1 3 4 1 2 4 0 0 1 29
44 Eddie, Tommie	2-5 0-0	3-4	1 3 4 0 7 0 0 1 2 14
TEAM			1 1
<b>Totals</b>	<b>14-45 6-17</b>	<b>21-33</b>	<b>9 29 38 19 55 13 10 3 8 200</b>

<b>TOTAL FG%</b>	1st Half: 6-25 24.0%	2nd Half: 8-20 40.0%	Game: 31.1%	DEADB
<b>3-PT. FG%</b>	1st Half: 4-11 36.4%	2nd Half: 2-6 33.3%	Game: 35.3%	REBS
<b>F Throw %</b>	1st Half: 0-4 0.0%	2nd Half: 21-29 72.4%	Game: 63.6%	8.1

<b>Officials:</b>	Doug Shows, John Hampton and Carlos Reyes
<b>Technical fouls:</b>	Arkansas-Hunter, Vincent, Ole Miss-HARPER, Aaron.
<b>Attendance:</b>	4455

<b>Score by Periods</b>	1st	2nd	Total
Arkansas	21	24	45
Ole Miss	16	39	55



Rashard Sullivan recorded nine rebounds and five blocked shots in the game at Ole Miss.



# 2004 SOUTHEASTERN CONFERENCE STANDINGS

## Western Division

	SEC	Pct.	Home	Away	Div.	ALL	Pct.	Home	Away	Neutral	Last 10	Streak
Mississippi State!*	14-2	.875	6-2	8-0	9-1	26-4	.867	12-2	12-0	2-2	7-3	L1
Alabama	8-8	.500	4-4	4-4	6-4	20-13	.606	11-4	4-6	5-3	7-3	L1
LSU	8-8	.500	5-3	3-5	5-5	18-11	.620	12-3	5-7	1-1	3-7	L3
Auburn	5-11	.313	4-4	1-7	4-6	14-14	.500	12-5	1-8	1-1	3-7	L1
Ole Miss	5-11	.313	5-3	0-8	4-6	13-15	.464	12-5	1-9	0-1	2-8	L1
Arkansas	4-12	.250	4-4	0-8	2-8	12-16	.429	10-6	1-8	1-2	2-8	L4

! SEC Champion; \* Western Division Champion

## Eastern Division

	SEC	Pct.	Home	Away	Div.	ALL	Pct.	Home	Away	Neutral	Last 10	Streak
Kentucky&#	13-3	.813	7-1	6-2	7-3	27-5	.844	11-2	7-2	9-1	9-1	L1
Florida	9-7	.563	5-3	4-4	5-5	20-11	.645	11-4	4-5	5-2	6-4	L2
South Carolina	8-8	.500	5-3	3-5	5-5	23-11	.676	14-3	5-6	4-2	4-6	L2
Vanderbilt	8-8	.500	6-2	2-6	4-6	23-10	.697	16-2	3-6	4-2	6-4	L1
Georgia	7-9	.438	6-2	1-7	5-5	16-14	.533	13-3	1-10	2-1	5-5	L2
Tennessee	7-9	.438	7-1	0-8	4-6	15-14	.517	14-3	1-10	0-1	4-6	L2

& SEC Tournament Champion; # Eastern Division Champion

## COACHES' ALL-SEC TEAM

### First Team

Kennedy Winston, Alabama, So.  
 Anthony Roberson, Florida, So.  
 Erik Daniels, Kentucky, Sr.  
 Gerald Fitch, Kentucky, Sr.  
 Justin Reed, Ole Miss, Sr.  
 Timmy Bowers, Mississippi State, Sr.  
 Lawrence Roberts, Mississippi State#, Jr.  
 Matt Freije, Vanderbilt#, Sr.

### Second Team

Jonathon Modica, Arkansas, So.  
 Marco Killingsworth, Auburn, Jr.  
 David Lee, Florida, Jr.  
 Matt Walsh, Florida, So.  
 Rashad Wright, Georgia, Sr.  
 Chuck Hayes, Kentucky, Jr.  
 Jaime Lloreda, LSU, Sr.  
 Scooter McFadgon, Tennessee, Jr.

## SEC ALL-FRESHMAN TEAM

Jermareo Davidson, Alabama#  
 Ronnie Brewer, Arkansas#  
 Olu Famutimi, Arkansas  
 Levi Stukes, Georgia  
 Brandon Bass, LSU#  
 Todd Abernethy, Ole Miss  
 Gary Ervin, Mississippi State#  
 Renaldo Balkman, South Carolina

## SEC COACH OF THE YEAR

Dave Odom, South Carolina

## SEC PLAYER OF THE YEAR

Lawrence Roberts, Mississippi State

## SEC SCHOLAR-ATHLETE OF THE YEAR

Shane Power, Mississippi State

## SEC FRESHMAN OF THE YEAR

Brandon Bass, LSU

## SEC SIXTH MAN OF THE YEAR

Scott Hundley, Vanderbilt

## SEC DEFENSIVE PLAYER OF THE YEAR

Rashad Wright, Georgia

*#Unanimous Selection; Ties are not broken*

## ASSOCIATED PRESS ALL-SEC TEAM

### First Team

Anthony Roberson, Florida, So.  
 Jaime Lloreda, LSU, Sr.  
 Justin Reed, Ole Miss, Sr.  
 Timmy Bowers, Mississippi State, Sr.  
 Lawrence Roberts, Mississippi State#, Jr.  
 Matt Freije, Vanderbilt#, Sr.

### Second Team

Kennedy Winston, Alabama, So.  
 Matt Walsh, Florida, So.  
 Rashad Wright, Georgia, Sr.  
 Gerald Fitch, Kentucky, Sr.  
 Erik Daniels, Kentucky, Sr.  
 Scooter McFadgon, Tennessee, Jr.

### Third Team

Marco Killingsworth, Auburn, Jr.  
 David Lee, Florida, Jr.  
 Cliff Hawkins, Kentucky, Sr.  
 Chuck Hayes, Kentucky, Jr.  
 Carlos Powell, South Carolina, Jr.

## AP SEC COACH OF THE YEAR

Rick Stansbury, Mississippi State

## AP SEC PLAYER OF THE YEAR

Lawrence Roberts, Mississippi State

## AP SEC NEWCOMER OF THE YEAR

Lawrence Roberts, Mississippi State

## SEC TOURNAMENT RESULTS

March 11-14 • Georgia Dome  
 Atlanta, Ga.

### March 11 • FIRST ROUND

#### Game 1

[E5] Georgia 73, [W4] Auburn 59

#### Game 2

[E3] South Carolina 91, [W6] Arkansas 81

#### Game 3

[E4] Vanderbilt 70, [W5] Ole Miss 50

#### Game 4

[W3] Alabama 84, [E6] Tennessee 49

### March 12 • QUARTERFINALS

#### Game 5

[E1] Kentucky 69, Georgia 60

#### Game 6

South Carolina 85, [W2] LSU 64

#### Game 7

Vanderbilt 74, [W1] Mississippi St. 70 (OT)

#### Game 8

[E2] Florida 75, Alabama 73 (OT)

### March 13 • SEMIFINALS

#### Game 9

Kentucky 78, South Carolina 63

#### Game 10

Florida 91, Vanderbilt 69

### March 14 • FINALS

#### Game 11

Kentucky 89, Florida 73

## SEC NCAA TOURNAMENT RESULTS

### PHOENIX REGION

Seattle, Wash.  
 [8] Alabama 65, [9] Southern Illinois 64  
 Alabama 70, [1] Stanford 67

### Orlando, Fla.

[6] Vanderbilt 71, [11] W. Michigan 58  
 Vanderbilt 75, [3] N.C. State 73

### Phoenix, Ariz.

[2] Connecticut 73, Vanderbilt 53  
 Alabama 80, [5] Syracuse 71  
 Connecticut 87, Alabama 71

### ST. LOUIS REGION

#### Columbus, Ohio

[1] Kentucky 96, [16] Florida A&M 76  
 [9] UAB 76, Kentucky 75

### EAST RUTHERFORD REGION

#### Raleigh, N.C.

[12] Manhattan 75, [5] Florida 60

### Kansas City, Mo.

[7] Memphis 59, [10] South Carolina 43

### ATLANTA REGION

#### Orlando, Fla.

[2] Mississippi State 85, [15] Monmouth 52  
 [7] Xavier 89, Mississippi State 74

### SEC NIT RESULTS

#### First Round

at George Mason 58, Tennessee 55  
 at Iowa State 82, Georgia 74  
 at Oklahoma 70, LSU 61



# SEC INDIVIDUAL STATISTICS (All Games)

## SCORING

PLAYER, TEAM	G	FG	3P	FT	PTS	AVG/G
1. Justin Reed-UM	28	193	14	117	517	18.5
2. Matt Freije-VU	33	185	62	175	607	18.4
3. Anthony Roberson-UF	30	180	99	79	538	17.9
4. Scooter McFadgon-UT	28	147	65	134	493	17.6
5. Kennedy Winston-UA	33	193	48	128	562	17.0
6. Jaime Lloreda-LS	22	140	0	92	372	16.9
7. Lawrence Roberts-MS	30	175	12	144	506	16.9
8. Aaron Harper-UM	28	158	67	79	462	16.5
<b>Jonathon Modica-AR</b>	<b>28</b>	<b>157</b>	<b>37</b>	<b>111</b>	<b>462</b>	<b>16.5</b>
10. Gerald Fitch-UK	29	148	79	95	470	16.2
11. Earnest Shelton-UA	31	146	77	122	491	15.8
12. Matt Walsh-UF	31	152	63	122	489	15.8
13. Timmy Bowers-MS	30	156	71	66	449	15.0
14. Brandon Crump-UT	29	158	8	105	429	14.8
15. Erik Daniels-UK	32	201	7	56	465	14.5
16. Rashad Wright-UG	29	134	67	82	417	14.4
17. Marco Killingsworth-AU	27	145	4	77	371	13.7
18. David Lee-UF	31	150	0	112	412	13.3
19. Winsome Frazier-MS	30	132	62	68	394	13.1
20. Brandon Bass-LS	29	121	5	123	370	12.8

## REBOUNDING

PLAYER, TEAM	G	OFF	DEF	TOT	AVG/G
1. Jaime Lloreda-LS	22	97	159	256	11.6
2. Lawrence Roberts-MS	30	103	200	303	10.1
3. Chuck Hayes-UK	32	89	171	260	8.1
4. Chris Daniels-UG	30	92	151	243	8.1
5. Brandon Vincent-MS	30	89	138	227	7.6
6. Justin Reed-UM	28	77	132	209	7.5
7. Brandon Bass-LS	29	71	143	214	7.4
8. Marco Killingsworth-AU	27	86	101	187	6.9
9. David Lee-UF	31	69	143	212	6.8
10. Brandon Crump-UT	29	74	124	198	6.8
11. Kyle Davis-AU	28	74	115	189	6.8
12. Brandon Robinson-AU	28	76	112	188	6.7
13. Carlos Powell-SC	34	66	146	212	6.2
14. Jemere Hendrix-UT	29	77	103	180	6.2
15. Erik Daniels-UK	32	74	121	195	6.1
16. Chuck Davis-UA	33	74	122	196	5.9
17. Kennedy Winston-UA	33	54	127	181	5.5
<b>18. Ronnie Brewer-AR</b>	<b>28</b>	<b>59</b>	<b>94</b>	<b>153</b>	<b>5.5</b>
19. Damien Wilkins-UG	30	60	102	162	5.4
20. Matt Freije-VU	33	66	112	178	5.4

## FIELD GOAL PERCENTAGE (Min. 5.0 made per game)

PLAYER, TEAM	G	FG	FGA	PCT
1. Marco Killingsworth-AU	27	145	247	.587
2. Erik Daniels-UK	32	201	346	.581
3. Jaime Lloreda-LS	22	140	241	.581
4. Brandon Crump-UT	29	158	279	.566
5. Lawrence Roberts-MS	30	175	337	.519
6. Justin Reed-UM	28	193	416	.464
<b>7. Jonathon Modica-AR</b>	<b>28</b>	<b>157</b>	<b>340</b>	<b>.462</b>
8. Anthony Roberson-UF	30	180	390	.462
9. Kennedy Winston-UA	33	193	429	.450
10. Aaron Harper-UM	28	158	355	.445

## THREE-POINT FIELD GOAL PERCENTAGE (Min. 2.0 made per game)

PLAYER, TEAM	G	3FG	FGA	PCT
1. Anthony Roberson-UF	30	99	233	.425
2. Darrel Mitchell-LS	29	67	160	.419
3. Mike Boynton-SC	34	79	194	.407
4. Gerald Fitch-UK	29	79	197	.401
5. Rashad Wright-UG	29	67	169	.396
6. Ian Young-AU	28	59	150	.393
7. Aaron Harper-UM	28	67	173	.387
8. Scooter McFadgon-UT	28	65	171	.380
9. Mario Moore-VU	33	66	182	.363
10. Timmy Bowers-MS	30	71	202	.351

## THREE-POINT FIELD GOALS MADE PER GAME

PLAYER, TEAM	G	3FG	AVG/G
1. Anthony Roberson-UF	30	99	3.30
2. Gerald Fitch-UK	29	79	2.72
3. Earnest Shelton-UA	31	77	2.48
4. Aaron Harper-UM	28	67	2.39
5. Timmy Bowers-MS	30	71	2.37
6. Mike Boynton-SC	34	79	2.32
7. Scooter McFadgon-UT	28	65	2.32
8. Rashad Wright-UG	29	67	2.31
9. Darrel Mitchell-LS	29	67	2.31
10. Ian Young-AU	28	59	2.11

## FREE THROW PERCENTAGE (Min. 2.5 made per game)

PLAYER, TEAM	G	FTM	FTA	PCT
1. Scooter McFadgon-UT	28	134	147	.912
2. Anthony Roberson-UF	30	79	92	.859

3. Earnest Shelton-UA	31	122	148	.824
4. Matt Walsh-UF	31	122	148	.824
5. C.J. Watson-UT	29	82	103	.796
6. Matt Freije-VU	33	175	222	.788
7. Damien Wilkins-UG	30	118	150	.787
8. Brandon Bass-LS	29	123	157	.783
<b>9. Jonathon Modica-AR</b>	<b>28</b>	<b>111</b>	<b>142</b>	<b>.782</b>
10. David Lee-UF	31	112	145	.772

## ASSISTS

PLAYER, TEAM	G	NO.	AVG/G
1. Cliff Hawkins-UK	32	166	5.19
2. C.J. Watson-UT	29	145	5.00
3. Timmy Bowers-MS	30	145	4.83
4. Russell Lakey-VU	33	128	3.88
5. Anthony Roberson-UF	30	108	3.60
6. Antoine Pettway-UA	33	114	3.45
7. Mike Boynton-SC	34	115	3.38
<b>8. Ronnie Brewer-AR</b>	<b>28</b>	<b>94</b>	<b>3.36</b>
9. Aaron Harper-UM	28	91	3.25
10. Rashad Wright-UG	29	88	3.03
Xavier Whipple-LS	29	88	3.03

## BLOCKS

PLAYER, TEAM	G	NO.	AVG/G
1. Kyle Davis-AU	28	72	2.57
2. Brandon Bass-LS	29	56	1.93
3. Chuck Hayes-UK	32	45	1.41
4. Jermareo Davidson-UA	33	46	1.39
5. Brandon Vincent-MS	30	40	1.33
6. Renaldo Balkman-SC	33	43	1.30
7. Brandon Crump-UT	29	37	1.28
8. Jaime Lloreda-LS	22	28	1.27
9. Chuck Davis-UA	33	39	1.18
10. Chris Daniels-UG	30	35	1.17

## STEALS

PLAYER, TEAM	G	NO.	AVG/G
1. Winsome Frazier-MS	30	71	2.37
2. Cliff Hawkins-UK	32	74	2.31
3. Brandon Robinson-AU	28	62	2.21
<b>4. Ronnie Brewer-AR</b>	<b>28</b>	<b>57</b>	<b>2.04</b>
5. Antoine Pettway-UA	33	67	2.03
6. Timmy Bowers-MS	30	58	1.93
7. Rashad Wright-UG	29	53	1.83
8. Darrel Mitchell-LS	29	50	1.72
9. Chris Daniels-UG	30	48	1.60
10. C.J. Watson-UT	29	45	1.55

## ASSIST/TURNOVER RATIO

PLAYER, TEAM	G	ASST	AVG	TO	AVG	RATIO
1. Antoine Pettway-UA	33	114	3.5	48	1.5	2.38
2. Russell Lakey-VU	33	128	3.9	55	1.7	2.33
3. C.J. Watson-UT	29	145	5.0	73	2.5	1.99
4. Cliff Hawkins-UK	32	166	5.2	95	3.0	1.75
5. Mike Boynton-SC	34	115	3.4	69	2.0	1.67
6. Anthony Roberson-UF	30	108	3.6	66	2.2	1.64
7. Chuck Hayes-UK	32	97	3.0	65	2.0	1.49
8. Timmy Bowers-MS	30	145	4.8	100	3.3	1.45
9. Xavier Whipple-LS	29	88	3.0	62	2.1	1.42
10. Rashad Wright-UG	29	88	3.0	63	2.2	1.40

## OFFENSIVE REBOUNDS

PLAYER, TEAM	G	NO.	AVG/G
1. Jaime Lloreda-LS	22	97	4.41
2. Lawrence Roberts-MS	30	103	3.43
3. Marco Killingsworth-AU	27	86	3.19
4. Chris Daniels-UG	30	92	3.07
5. Brandon Vincent-MS	30	89	2.97
6. Chuck Hayes-UK	32	89	2.78
7. Justin Reed-UM	28	77	2.75
8. Brandon Robinson-AU	28	76	2.71
9. Jemere Hendrix-UT	29	77	2.66
10. Kyle Davis-AU	28	74	2.64

## DEFENSIVE REBOUNDS

PLAYER, TEAM	G	NO.	AVG/G
1. Jaime Lloreda-LS	22	159	7.23
2. Lawrence Roberts-MS	30	200	6.67
3. Chuck Hayes-UK	32	171	5.34
4. Chris Daniels-UG	30	151	5.03
5. Brandon Bass-LS	29	143	4.93
6. Justin Reed-UM	28	132	4.71
7. David Lee-UF	31	143	4.61
8. Brandon Vincent-MS	30	138	4.60
9. Carlos Powell-SC	34	146	4.29
10. Brandon Crump-UT	29	124	4.28



Ronnie Brewer ranked among SEC leaders in rebounding, steals and assists.





# SEC INDIVIDUAL STATISTICS (SEC Games Only)

## SCORING

PLAYER, TEAM	G	FG	3FG	FT	PTS	AVG/G
1. Matt Freije-VU	16	90	34	93	307	19.2
2. Scooter McFadgon-UT	16	89	45	82	305	19.1
3. Kennedy Winston-UA	16	101	31	67	300	18.8
4. Justin Reed-UM	16	111	12	65	299	18.7
5. Matt Walsh-UF	16	82	38	83	285	17.8
6. Lawrence Roberts-MS	16	94	5	91	284	17.8
7. Aaron Harper-UM	16	97	42	47	283	17.7
Anthony Roberson-UF	16	97	52	37	283	17.7
9. Erik Daniels-UK	16	102	3	35	242	15.1
10. Timmy Bowers-MS	16	82	37	33	234	14.6
<b>11. Jonathon Modica-AR</b>	<b>16</b>	<b>81</b>	<b>21</b>	<b>49</b>	<b>232</b>	<b>14.5</b>
Jaime Lloreda-LS	12	68	0	38	174	14.5
13. Earnest Shelton-UA	14	59	29	52	199	14.2
14. Brandon Crump-UT	16	83	6	52	224	14.0
Rashad Wright-UG	15	63	36	48	210	14.0
16. Josh Gonner-SC	16	72	29	45	218	13.6
17. Gerald Fitch-UK	13	49	33	46	177	13.6
18. Winsome Frazier-MS	16	71	32	42	216	13.5
19. Darrel Mitchell-LS	16	66	45	34	211	13.2
20. Marco Killingsworth-AU	15	75	3	39	192	12.8

## REBOUNDING

PLAYER, TEAM	G	OFF	DEF	TOT	AVG/G
1. Jaime Lloreda-LS	12	52	88	140	11.7
2. Lawrence Roberts-MS	16	61	102	163	10.2
3. Chuck Hayes-UK	16	43	82	125	7.8
4. Marco Killingsworth-AU	15	49	63	112	7.5
5. Brandon Vincent-MS	16	42	73	115	7.2
6. Brandon Bass-LS	16	31	77	108	6.8
7. David Lee-UF	16	36	70	106	6.6
Brandon Crump-UT	16	39	67	106	6.6
9. Chris Daniels-UG	16	32	73	105	6.6
10. Kyle Davis-AU	16	38	64	102	6.4
Justin Reed-UM	16	37	65	102	6.4
Brandon Robinson-AU	16	40	62	102	6.4
13. Rolando Howell-SC	14	26	57	83	5.9
14. Chuck Davis-UA	16	36	56	92	5.8
15. Carlos Powell-SC	16	29	60	89	5.6
16. Kelelana Azubuike-UK	16	33	55	88	5.5
17. Aaron Harper-UM	16	18	68	86	5.4
Matt Freije-VU	16	31	55	86	5.4
<b>19. Ronnie Brewer-AR</b>	<b>16</b>	<b>30</b>	<b>55</b>	<b>85</b>	<b>5.3</b>
Erik Daniels-UK	16	31	53	84	5.2
Kennedy Winston-UA	16	20	64	84	5.2

## FIELD GOAL PERCENTAGE (Min. 5.0 made per game)

PLAYER, TEAM	G	FG	FGA	PCT
1. Erik Daniels-UK	16	102	167	.611
2. Brandon Crump-UT	16	83	148	.561
3. Jaime Lloreda-LS	12	68	125	.544
4. Marco Killingsworth-AU	15	75	138	.543
5. Lawrence Roberts-MS	16	94	189	.497
6. Matt Walsh-UF	16	82	170	.482
7. Aaron Harper-UM	16	97	208	.466
8. Anthony Roberson-UF	16	97	209	.464
9. Kennedy Winston-UA	16	101	226	.447
10. Justin Reed-UM	16	111	250	.444

## THREE-POINT FIELD GOAL PERCENTAGE (Min. 2.0 made per game)

PLAYER, TEAM	G	3FG	3FGA	PCT
1. Darrel Mitchell-LS	16	45	94	.479
2. Aaron Harper-UM	16	42	98	.429
3. Anthony Roberson-UF	16	52	122	.426
4. Scooter McFadgon-UT	16	45	107	.421
5. Gerald Fitch-UK	13	33	80	.412
6. Rashad Wright-UG	15	36	88	.409
7. Matt Walsh-UF	16	38	96	.396
8. Ian Young-AU	16	38	101	.376
9. Timmy Bowers-MS	16	37	105	.352
10. Matt Freije-VU	16	34	97	.351

## THREE-POINT FIELD GOALS MADE PER GAME

PLAYER, TEAM	G	3FG	AVG
1. Anthony Roberson-UF	16	52	3.25
2. Darrel Mitchell-LS	16	45	2.81
Scooter McFadgon-UT	16	45	2.81
4. Aaron Harper-UM	16	42	2.62
5. Gerald Fitch-UK	13	33	2.54
6. Rashad Wright-UG	15	36	2.40
7. Ian Young-AU	16	38	2.38
Matt Walsh-UF	16	38	2.38
9. Timmy Bowers-MS	16	37	2.31
10. Matt Freije-VU	16	34	2.12

## FREE THROW PERCENTAGE (Min. 2.5 made per game)

PLAYER, TEAM	G	FTM	FTA	PCT
1. Scooter McFadgon-UT	16	82	90	.911
2. Winsome Frazier-MS	16	42	51	.824

3. David Lee-UF	16	60	74	.811
4. Matt Walsh-UF	16	83	103	.806
5. C.J. Watson-UT	16	46	58	.793
6. Brandon Bass-LS	16	67	85	.788
7. Earnest Shelton-UA	14	52	66	.788
8. Matt Freije-VU	16	93	121	.769
9. Rolando Howell-SC	14	43	56	.768
<b>10. Jonathon Modica-AR</b>	<b>16</b>	<b>49</b>	<b>65</b>	<b>.754</b>

## ASSISTS

PLAYER, TEAM	G	NO.	AVG/G
1. Cliff Hawkins-UK	16	84	5.25
2. C.J. Watson-UT	16	76	4.75
3. Timmy Bowers-MS	16	74	4.62
4. Anthony Roberson-UF	16	66	4.12
5. Lewis Monroe-AU	15	61	4.07
6. Russell Lakey-VU	16	59	3.69
7. Mike Boynton-SC	16	57	3.56
8. Aaron Harper-UM	16	56	3.50
<b>9. Ronnie Brewer-AR</b>	<b>16</b>	<b>51</b>	<b>3.19</b>
10. Damien Wilkins-UG	16	49	3.06

## BLOCKS

PLAYER, TEAM	G	NO.	AVG/G
1. Kyle Davis-AU	16	45	2.81
2. Brandon Bass-LS	16	30	1.88
3. Brandon Vincent-MS	16	24	1.50
Jermareo Davidson-UA	16	24	1.50
Chuck Hayes-UK	16	24	1.50
6. Renaldo Balkman-SC	15	21	1.40
7. Rolando Howell-SC	14	17	1.21
8. Kerbrell Brown-SC	16	19	1.19
9. Jaime Lloreda-LS	12	14	1.17
10. Dawid Przybyszewski-VU	16	17	1.06
Chris Daniels-UG	16	17	1.06

## STEALS

PLAYER, TEAM	G	NO.	AVG/G
1. Rashad Wright-UG	15	39	2.60
2. Antoine Pettway-UA	16	38	2.38
<b>Ronnie Brewer-AR</b>	<b>16</b>	<b>38</b>	<b>2.38</b>
4. Timmy Bowers-MS	16	35	2.19
Brandon Robinson-AU	16	35	2.19
6. Cliff Hawkins-UK	16	33	2.06
7. Darrel Mitchell-LS	16	29	1.81
Winsome Frazier-MS	16	29	1.81
9. Josh Gonner-SC	16	28	1.75
10. Russell Lakey-VU	16	26	1.62
Chris Daniels-UG	16	26	1.62

## ASSIST/TURNOVER RATIO

PLAYER, TEAM	G	ASST	AVG	TO	AVG	RATIO
1. Russell Lakey-VU	16	59	3.7	25	1.6	2.36
2. Anthony Roberson-UF	16	66	4.1	33	2.1	2.00
3. Cliff Hawkins-UK	16	84	5.2	43	2.7	1.95
4. Mike Boynton-SC	16	57	3.6	31	1.9	1.84
5. C.J. Watson-UT	16	76	4.8	42	2.6	1.81
6. Lewis Monroe-AU	15	61	4.1	36	2.4	1.69
<b>7. Ronnie Brewer-AR</b>	<b>16</b>	<b>51</b>	<b>3.2</b>	<b>40</b>	<b>2.5</b>	<b>1.27</b>
8. Timmy Bowers-MS	16	74	4.6	60	3.8	1.23
9. Damien Wilkins-UG	16	49	3.1	42	2.6	1.17
10. Aaron Harper-UM	16	56	3.5	54	3.4	1.04

## OFFENSIVE REBOUNDS

PLAYER, TEAM	G	NO.	AVG/G
1. Jaime Lloreda-LS	12	52	4.33
2. Lawrence Roberts-MS	16	61	3.81
3. Marco Killingsworth-AU	15	49	3.27
4. Chuck Hayes-UK	16	43	2.69
5. Brandon Vincent-MS	16	42	2.62
6. Brandon Robinson-AU	16	40	2.50
7. Brandon Crump-UT	16	39	2.44
8. Kyle Davis-AU	16	38	2.38
9. Justin Reed-UM	16	37	2.31
10. Chuck Davis-UA	16	36	2.25
David Lee-UF	16	36	2.25

## DEFENSIVE REBOUNDS

PLAYER, TEAM	G	NO.	AVG/G
1. Jaime Lloreda-LS	12	88	7.33
2. Lawrence Roberts-MS	16	102	6.38
3. Chuck Hayes-UK	16	82	5.12
4. Brandon Bass-LS	16	77	4.81
5. Brandon Vincent-MS	16	73	4.56
Chris Daniels-UG	16	73	4.56
7. David Lee-UF	16	70	4.38
8. Aaron Harper-UM	16	68	4.25
9. Marco Killingsworth-AU	15	63	4.20
10. Brandon Crump-UT	16	67	4.19



In SEC play only, Jonathon Modica was 11th in the league in scoring and 10th in free throw percentage.



# SEC TEAM STATISTICS (All Games)

## SCORING OFFENSE

TEAM	G	W-L	PTS	AVG/G
1. Mississippi State	30	26-4	2318	77.3
2. Florida	31	20-11	2369	76.4
3. Kentucky	32	27-5	2365	73.9
4. Vanderbilt	33	23-10	2414	73.2
5. Alabama	33	20-13	2380	72.1
6. Tennessee	29	15-14	2063	71.1
7. South Carolina	34	23-11	2383	70.1
8. Auburn	28	14-14	1960	70.0
9. Arkansas	28	12-16	1928	68.9
10. Georgia	30	16-14	1995	66.5
11. LSU	29	18-11	1924	66.3
12. Ole Miss	28	13-15	1770	63.2

## SCORING DEFENSE

TEAM	G	PTS	AVG/G
1. South Carolina	34	2130	62.6
2. Kentucky	32	2036	63.6
3. LSU	29	1851	63.8
4. Vanderbilt	33	2146	65.0
5. Ole Miss	28	1831	65.4
6. Auburn	28	1836	65.6
7. Georgia	30	1972	65.7
8. Mississippi State	30	1997	66.6
9. Alabama	33	2245	68.0
10. Arkansas	28	1921	68.6
11. Florida	31	2149	69.3
12. Tennessee	29	2057	70.9

## REBOUNDING OFFENSE

TEAM	G	REBS	AVG/G
1. Mississippi State	30	1231	41.0
2. Auburn	28	1043	37.2
3. Tennessee	29	1067	36.8
4. LSU	29	1065	36.7
5. Kentucky	32	1160	36.2
6. South Carolina	34	1224	36.0
7. Florida	31	1081	34.9
8. Vanderbilt	33	1150	34.8
9. Alabama	33	1148	34.8
10. Arkansas	28	967	34.5
11. Georgia	30	1033	34.4
12. Ole Miss	28	849	30.3

## REBOUNDING DEFENSE

TEAM	G	REBS	AVG/G
1. Kentucky	32	1005	31.4
2. Georgia	30	957	31.9
3. Auburn	28	916	32.7
4. Mississippi State	30	992	33.1
5. LSU	29	960	33.1
6. Ole Miss	28	934	33.4
7. Tennessee	29	978	33.7
8. Florida	31	1056	34.1
9. Alabama	33	1129	34.2
10. Vanderbilt	33	1133	34.3
11. Arkansas	28	1028	36.7
12. South Carolina	34	1257	37.0

## FIELD GOAL PERCENTAGE

TEAM	G	FG	FGA	PCT
1. Florida	31	829	1719	.482
2. Kentucky	32	862	1828	.472
3. Mississippi State	30	822	1766	.465
4. Alabama	33	813	1802	.451
5. Vanderbilt	33	841	1873	.449
6. LSU	29	656	1487	.441
7. Tennessee	29	702	1592	.441
8. Auburn	28	700	1598	.438
9. Ole Miss	28	642	1476	.435
10. South Carolina	34	846	1948	.434
11. Georgia	30	664	1564	.425
12. Arkansas	28	678	1629	.416

## FIELD GOAL PERCENTAGE DEFENSE

TEAM	G	FG	FGA	PCT
1. South Carolina	34	752	1907	.394
2. Kentucky	32	704	1748	.403
3. Vanderbilt	33	745	1814	.411
4. Mississippi State	30	727	1769	.411
5. LSU	29	695	1675	.415
6. Florida	31	746	1797	.415
7. Alabama	33	780	1869	.417
8. Ole Miss	28	591	1368	.432
9. Auburn	28	663	1529	.434
10. Tennessee	29	735	1694	.434
11. Arkansas	28	664	1529	.434
12. Georgia	30	703	1557	.452

## THREE-POINT FIELD GOAL PERCENTAGE

TEAM	G	3FG	3FGA	PCT
1. Alabama	33	233	616	.378
2. Florida	31	249	661	.377

3. Vanderbilt	33	263	716	.367
4. Kentucky	32	204	572	.357
5. Mississippi State	30	198	559	.354
6. Tennessee	29	160	461	.347
7. Georgia	30	179	524	.342
8. Auburn	28	185	543	.341
9. LSU	29	168	500	.336
10. Ole Miss	28	166	495	.335
11. South Carolina	34	226	691	.327
12. Arkansas	28	180	573	.314

## THREE-POINT FG PERCENTAGE DEFENSE

TEAM	G	3FG	3FGA	PCT
1. South Carolina	34	201	689	.292
2. Florida	31	212	649	.327
3. Kentucky	32	204	622	.328
4. Georgia	30	180	542	.332
5. Arkansas	28	180	531	.339
6. Vanderbilt	33	236	682	.346
7. Tennessee	29	200	574	.348
8. LSU	29	172	491	.350
9. Mississippi State	30	214	599	.357
10. Alabama	33	245	682	.359
11. Ole Miss	28	165	456	.362
12. Auburn	28	195	534	.365

## THREE-POINT FIELD GOALS MADE

TEAM	G	3FG	AVG/G
1. Florida	31	249	8.03
2. Vanderbilt	33	263	7.97
3. Alabama	33	233	7.06
4. South Carolina	34	226	6.65
5. Auburn	28	185	6.61
6. Mississippi State	30	198	6.60
7. Arkansas	28	180	6.43
8. Kentucky	32	204	6.38
9. Georgia	30	179	5.97
10. Ole Miss	28	166	5.93
11. LSU	29	168	5.79
12. Tennessee	29	160	5.52

## FREE THROW PERCENTAGE

TEAM	G	FTM	FTA	PCT
1. Florida	31	462	616	.750
2. Tennessee	29	499	688	.725
3. Vanderbilt	33	469	660	.711
4. Alabama	33	521	735	.709
5. Georgia	30	488	691	.706
6. Kentucky	32	437	627	.697
7. Arkansas	28	392	577	.679
8. South Carolina	34	465	690	.674
9. Mississippi State	30	476	717	.664
10. Auburn	28	375	566	.663
11. LSU	29	444	678	.655
12. Ole Miss	28	320	492	.650

## ASSISTS

TEAM	G	NO.	AVG/G
1. Vanderbilt	33	541	16.39
2. Florida	31	492	15.87
3. Kentucky	32	504	15.75
4. Auburn	28	427	15.25
5. Tennessee	29	434	14.97
6. South Carolina	34	499	14.68
7. Mississippi State	30	416	13.87
8. Ole Miss	28	374	13.36
9. Georgia	30	397	13.23
10. Arkansas	28	363	12.96
11. Alabama	33	395	11.97
12. LSU	29	346	11.93

## BLOCKS

TEAM	G	NO.	AVG/G
1. South Carolina	34	178	5.24
2. Auburn	28	134	4.79
3. Mississippi State	30	132	4.40
4. LSU	29	122	4.21
5. Arkansas	28	108	3.86
6. Kentucky	32	110	3.44
7. Vanderbilt	33	112	3.39
8. Alabama	33	111	3.36
9. Tennessee	29	96	3.31
10. Georgia	30	96	3.20
11. Florida	31	98	3.16
12. Ole Miss	28	60	2.14

## STEALS

TEAM	G	NO.	AVG/G
1. Mississippi State	30	280	9.33
2. South Carolina	34	300	8.82
3. Auburn	28	244	8.71
4. Georgia	30	242	8.07
5. Arkansas	28	220	7.86
6. Kentucky	32	249	7.78
7. Vanderbilt	33	248	7.52

8. Ole Miss	28	194	6.93
9. Alabama	33	213	6.45
10. Florida	31	200	6.45
11. LSU	29	176	6.07
12. Tennessee	29	173	5.97

## SCORING MARGIN

TEAM	G	OFF	DEF	MARGIN
1. Mississippi State	30	77.3	66.6	+10.7
2. Kentucky	32	73.9	63.6	+10.3
3. Vanderbilt	33	73.2	65.0	+8.1
4. South Carolina	34	70.1	62.6	+7.4
5. Florida	31	76.4	69.3	+7.1
6. Auburn	28	70.0	65.6	+4.4
7. Alabama	33	72.1	68.0	+4.1
8. LSU	29	66.3	63.8	+2.5
9. Georgia	30	66.5	65.7	+0.8
10. Arkansas	28	68.9	68.6	+0.2
11. Tennessee	29	71.1	70.9	+0.2
12. Ole Miss	28	63.2	65.4	-2.2

## REBOUNDING MARGIN

TEAM	G	TEAM	AVG	OPP	AVG	MAR
1. Mississippi State	30	1231	41.0	992	33.1	+8.0
2. Kentucky	32	1160	36.2	1005	31.4	+4.8
3. Auburn	28	1043	37.2	916	32.7	+4.5
4. LSU	29	1065	36.7	960	33.1	+3.6
5. Tennessee	29	1067	36.8	978	33.7	+3.1
6. Georgia	30	1033	34.4	957	31.9	+2.5
7. Florida	31	1081	34.9	1056	34.1	+0.8
8. Alabama	33	1148	34.8	1129	34.2	+0.6
9. Vanderbilt	33	1150	34.8	1133	34.3	+0.5
10. South Carolina	34	1224	36.0	1257	37.0	-1.0
11. Arkansas	28	967	34.5	1028	36.7	-2.2
12. Ole Miss	28	849	30.3	934	33.4	-3.0

## TURNOVER MARGIN

TEAM	G	TEAM	AVG	OPP	AVG	MAR
1. South Carolina	34	448	13.2	556	16.4	+3.18
2. Arkansas	28	386	13.8	463	16.5	+2.75
3. Vanderbilt	33	419	12.7	500	15.2	+2.45
4. Ole Miss	28	368	13.1	416	14.9	+1.71
5. Kentucky	32	468	14.6	509	15.9	+1.28
6. Mississippi State	30	458	15.3	490	16.3	+1.07
7. Auburn	28	447	16.0	459	16.4	+0.43
8. Alabama	33	423	12.8	437	13.2	+0.42
9. Georgia	30	456	15.2	463	15.4	+0.23
10. Florida	31	454	14.6	417	13.5	-1.19
11. Tennessee	29	435	15.0	384	13.2	-1.76
12. LSU	29	426	14.7	358	12.3	-2.34

## ASSIST/TURNOVER RATIO

TEAM	G	ASST	AVG	TO	AVG	RATIO
1. Vanderbilt	33	541	16.4	419	12.7	1.29
2. South Carolina	34	499	14.7	448	13.2	1.11
3. Florida	31	492	15.9	454	14.6	1.08
4. Kentucky	32	504	15.8	468	14.6	1.08
5. Ole Miss	28	374	13.4	368	13.1	1.02
6. Tennessee	29	434	15.0	435	15.0	1.00
7. Auburn	28	427	15.2	447	16.0	0.96
8. Arkansas	28	363	13.0	386	13.8	0.94
9. Alabama	33	395	12.0	423	12.8	0.93
10. Mississippi State	30	416	13.9	458	15.3	0.91
11. Georgia	30	397	13.2	456	15.2	0.87
12. LSU	29	346	11.9	426	14.7	0.81

## OFFENSIVE REBOUNDS

TEAM	G	REBS	AVG/G
1. Auburn	28	418	14.93
2. Mississippi State	30	444	14.80
3. Arkansas	28	365	13.04
4. Georgia	30	389	12.97
5. Tennessee	29	365	12.59
6. South Carolina	34	423	12.44
7. Kentucky	32	387	12.09
8. LSU			



# SEC TEAM STATISTICS (SEC Games Only)

## SCORING OFFENSE

TEAM	G	W-L	PTS	AVG/G
1. Mississippi State	16	14-2	1228	76.8
2. Florida	16	9-7	1145	71.6
3. Kentucky	16	13-3	1135	70.9
4. Alabama	16	8-8	1126	70.4
5. South Carolina	16	8-8	1089	68.1
6. Tennessee	16	7-9	1084	67.8
7. Vanderbilt	16	8-8	1076	67.2
8. Auburn	16	5-11	1045	65.3
9. Arkansas	16	4-12	1031	64.4
10. LSU	16	8-8	1007	62.9
11. Ole Miss	16	5-11	994	62.1
12. Georgia	16	7-9	974	60.9

## SCORING DEFENSE

TEAM	G	PTS	AVG/G
1. Georgia	16	1005	62.8
2. Kentucky	16	1013	63.3
3. LSU	16	1032	64.5
4. Vanderbilt	16	1052	65.8
5. Mississippi State	16	1068	66.8
6. South Carolina	16	1078	67.4
7. Auburn	16	1092	68.2
8. Florida	16	1096	68.5
9. Alabama	16	1101	68.8
10. Arkansas	16	1110	69.4
11. Ole Miss	16	1115	69.7
12. Tennessee	16	1172	73.2

## REBOUNDING OFFENSE

TEAM	G	REBS	AVG/G
1. Mississippi State	16	645	40.3
2. Auburn	16	596	37.2
3. Kentucky	16	578	36.1
4. LSU	16	556	34.8
5. Alabama	16	547	34.2
6. Tennessee	16	538	33.6
7. South Carolina	16	536	33.5
8. Arkansas	16	527	32.9
9. Vanderbilt	16	494	30.9
10. Georgia	16	492	30.8
11. Florida	16	476	29.8
12. Ole Miss	16	472	29.5

## REBOUNDING DEFENSE

TEAM	G	REBS	AVG/G
1. Kentucky	16	498	31.1
2. Mississippi State	16	502	31.4
3. Georgia	16	510	31.9
4. Florida	16	523	32.7
5. Tennessee	16	523	32.7
6. Ole Miss	16	534	33.4
7. LSU	16	535	33.4
8. Alabama	16	541	33.8
9. Auburn	16	556	34.8
10. Vanderbilt	16	572	35.8
11. South Carolina	16	576	36.0
12. Arkansas	16	587	36.7

## FIELD GOAL PERCENTAGE

TEAM	G	FG	FGA	PCT
1. Mississippi State	16	436	927	.470
2. Florida	16	384	820	.468
3. Kentucky	16	406	875	.464
4. Alabama	16	385	865	.445
5. South Carolina	16	396	896	.442
6. Tennessee	16	363	823	.441
7. Ole Miss	16	359	835	.430
8. Vanderbilt	16	364	857	.425
9. LSU	16	334	796	.420
10. Georgia	16	313	766	.409
11. Arkansas	16	367	910	.403
12. Auburn	16	372	927	.401

## FIELD GOAL PERCENTAGE DEFENSE

TEAM	G	FG	FGA	PCT
1. Kentucky	16	336	846	.397
2. Alabama	16	369	875	.422
3. Mississippi State	16	385	911	.423
4. Vanderbilt	16	353	833	.424
5. South Carolina	16	367	861	.426
6. LSU	16	393	920	.427
7. Auburn	16	401	901	.445
8. Florida	16	376	840	.448
9. Ole Miss	16	352	783	.450
10. Arkansas	16	387	858	.451
11. Georgia	16	351	778	.451
12. Tennessee	16	409	891	.459

## THREE-POINT FIELD GOAL PERCENTAGE

TEAM	G	3FG	3FGA	PCT
1. Florida	16	129	327	.394
2. Alabama	16	121	309	.392

3. Tennessee	16	91	249	.365
4. Mississippi State	16	105	288	.365
5. Vanderbilt	16	123	341	.361
6. Kentucky	16	98	279	.351
7. Ole Miss	16	92	263	.350
8. LSU	16	103	297	.347
9. Georgia	16	91	263	.346
10. Auburn	16	111	348	.319
11. South Carolina	16	102	327	.312
12. Arkansas	16	98	330	.297

## THREE-POINT FG PERCENTAGE DEFENSE

TEAM	G	3FG	3FGA	PCT
1. Florida	16	96	311	.309
2. Kentucky	16	99	307	.322
3. South Carolina	16	103	319	.323
4. Georgia	16	95	289	.329
5. LSU	16	98	289	.339
6. Arkansas	16	108	311	.347
7. Mississippi State	16	110	307	.358
8. Auburn	16	111	306	.363
9. Ole Miss	16	102	281	.363
10. Alabama	16	121	324	.373
11. Vanderbilt	16	107	281	.381
12. Tennessee	16	114	296	.385

## THREE-POINT FIELD GOALS MADE

TEAM	G	3FG	AVG/G
1. Florida	16	129	8.06
2. Vanderbilt	16	123	7.69
3. Alabama	16	121	7.56
4. Auburn	16	111	6.94
5. Mississippi State	16	105	6.56
6. LSU	16	103	6.44
7. South Carolina	16	102	6.38
8. Arkansas	16	98	6.12
9. Kentucky	16	98	6.12
10. Ole Miss	16	92	5.75
11. Georgia	16	91	5.69
12. Tennessee	16	91	5.69

## FREE THROW PERCENTAGE

TEAM	G	FTM	FTA	PCT
1. Florida	16	248	322	.770
2. Tennessee	16	267	369	.724
3. Alabama	16	235	331	.710
4. Georgia	16	257	362	.710
5. Vanderbilt	16	225	326	.690
6. Arkansas	16	199	289	.689
7. LSU	16	236	348	.678
8. South Carolina	16	195	289	.675
9. Mississippi State	16	251	374	.671
10. Auburn	16	190	284	.669
11. Kentucky	16	225	338	.666
12. Ole Miss	16	184	291	.632

## ASSISTS

TEAM	G	NO.	AVG/G
1. Kentucky	16	249	15.56
2. Florida	16	231	14.44
3. Vanderbilt	16	227	14.19
4. Auburn	16	222	13.88
5. South Carolina	16	220	13.75
6. Tennessee	16	219	13.69
7. Mississippi State	16	209	13.06
8. Ole Miss	16	205	12.81
9. Georgia	16	190	11.88
10. Arkansas	16	188	11.75
11. LSU	16	178	11.12
12. Alabama	16	173	10.81

## BLOCKS

TEAM	G	NO.	AVG/G
1. South Carolina	16	77	4.81
2. Auburn	16	72	4.50
3. LSU	16	65	4.06
4. Mississippi State	16	61	3.81
5. Georgia	16	57	3.56
6. Arkansas	16	55	3.44
7. Kentucky	16	54	3.38
8. Vanderbilt	16	51	3.19
9. Alabama	16	47	2.94
10. Tennessee	16	37	2.31
11. Ole Miss	16	34	2.12
12. Florida	16	30	1.88

## STEALS

TEAM	G	NO.	AVG/G
1. Georgia	16	144	9.00
2. Mississippi State	16	135	8.44
3. South Carolina	16	134	8.38
4. Arkansas	16	128	8.00
5. Vanderbilt	16	123	7.69
6. Auburn	16	118	7.38
7. Kentucky	16	110	6.88

8. Ole Miss	16	109	6.81
9. Alabama	16	109	6.81
10. Florida	16	103	6.44
11. LSU	16	86	5.38
12. Tennessee	16	74	4.62

## SCORING MARGIN

TEAM	G	OFF	DEF	MARGIN
1. Mississippi State	16	76.8	66.8	+10.0
2. Kentucky	16	70.9	63.3	+7.6
3. Florida	16	71.6	68.5	+3.1
4. Alabama	16	70.4	68.8	+1.6
5. Vanderbilt	16	67.2	65.8	+1.5
6. South Carolina	16	68.1	67.4	+0.7
7. LSU	16	62.9	64.5	-1.6
8. Georgia	16	60.9	62.8	-1.9
9. Auburn	16	65.3	68.2	-2.9
10. Arkansas	16	64.4	69.4	-4.9
11. Tennessee	16	67.8	73.2	-5.5
12. Ole Miss	16	62.1	69.7	-7.6

## REBOUNDING MARGIN

TEAM	G	TEAM	AVG	OPP	AVG	MAR
1. Mississippi State	16	645	40.3	502	31.4	+8.9
2. Kentucky	16	578	36.1	498	31.1	+5.0
3. Auburn	16	596	37.2	556	34.8	+2.5
4. LSU	16	556	34.8	535	33.4	+1.3
5. Tennessee	16	538	33.6	523	32.7	+0.9
6. Alabama	16	547	34.2	541	33.8	+0.4
7. Georgia	16	492	30.8	510	31.9	-1.1
8. South Carolina	16	536	33.5	576	36.0	-2.5
9. Florida	16	476	29.8	523	32.7	-2.9
10. Arkansas	16	527	32.9	587	36.7	-3.8
11. Ole Miss	16	472	29.5	534	33.4	-3.9
12. Vanderbilt	16	494	30.9	572	35.8	-4.9

## TURNOVER MARGIN

TEAM	G	TEAM	AVG	OPP	AVG	MAR
1. Vanderbilt	16	201	12.6	252	15.8	+3.19
2. Arkansas	16	210	13.1	240	15.0	+1.88
3. South Carolina	16	221	13.8	249	15.6	+1.75
4. Georgia	16	251	15.7	261	16.3	+0.62
5. Ole Miss	16	224	14.0	232	14.5	+0.50
6. Kentucky	16	237	14.8	241	15.1	+0.25
7. Mississippi State	16	246	15.4	248	15.5	+0.12
8. Florida	16	214	13.4	209	13.1	-0.31
9. Auburn	16	250	15.6	236	14.8	-0.88
10. Alabama	16	225	14.1	207	12.9	-1.12
11. Tennessee	16	238	14.9	192	12.0	-2.88
12. LSU	16	235	14.7	185	11.6	-3.12

## ASSIST/TURNOVER RATIO

TEAM	G	ASST	TO	AVG	RATIO	
1. Vanderbilt	16	227	14.2	201	12.6	1.13
2. Florida	16	231	14.4	214	13.4	1.08
3. Kentucky	16	249	15.6	237	14.8	1.05
4. South Carolina	16	220	13.8	221	13.8	1.00
5. Tennessee	16	219	13.7	238	14.9	0.92
6. Ole Miss	16	205	12.8	224	14.0	0.92
7. Arkansas	16	188	11.8	210	13.1	0.90
8. Auburn	16	222	13.9	250	15.6	0.89
9. Mississippi State	16	209	13.1	246	15.4	0.85
10. Alabama	16	173	10.8	225	14.1	0.77
11. LSU	16	178	11.1	235	14.7	0.76
12. Georgia	16	190	11.9	251	15.7	0.76

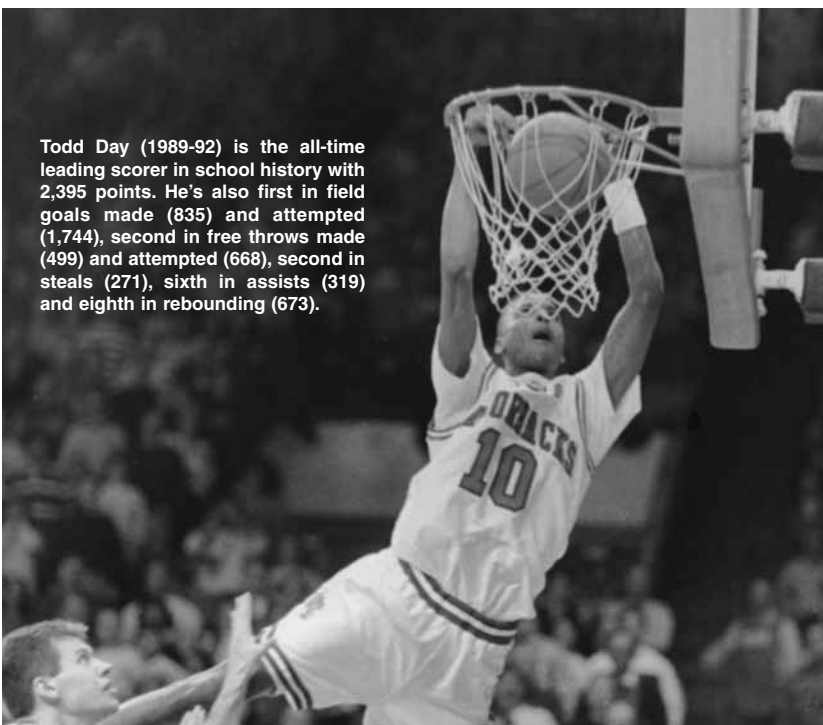
## OFFENSIVE REBOUNDS

TEAM	G	REBS	AVG/G
1. Auburn	16	237	14.81
2. Mississippi State	16	233	14.56
3. Arkansas	16	196	12.25
4. Kentucky	16	189	11.81
5. South Carolina	16	184	11.50
6. Georgia	16	181	11.31
7. Tennessee	16	176	11.00
8. LSU	16	173	10.81
9. Alabama	16	172	10.75
10. Vanderbilt	16	158	9.88
11. Florida	16	142	8.88
12.			

Sidney Moncrief (1975-79) is UA's all-time leader in rebounds (1,015), free throws made (588) and free throws attempted (752), and he's second in scoring (2,066 pts) and third in field goals made (739).



Todd Day (1989-92) is the all-time leading scorer in school history with 2,395 points. He's also first in field goals made (835) and attempted (1,744), second in free throws made (499) and attempted (668), second in steals (271), sixth in assists (319) and eighth in rebounding (673).



Martin Terry owns the top two scoring games in school history with 47 points against SMU in 1973 and 46 against Texas A&M in 1972.



**1,000-POINT SCORERS** . . . . .140

**SCORING** . . . . .143

**30-POINT GAMES** . . . . .144

**THREE-POINT SHOOTING** . . . . .145

**FIELD GOALS MADE** . . . . .146

**FIELD GOAL PERCENTAGES** . . .147

**FREE THROW SHOOTING** . . . . .148

**FREE THROW PERCENTAGES** . .149

**REBOUNDS** . . . . .150

**STEALS** . . . . .152

**ASSISTS** . . . . .153

**BLOCKS** . . . . .154

**TEAM RECORDS** . . . . .155

**TEAM COMPARISONS** . . . . .160

**100-POINT GAMES** . . . . .163

**MISC. RECORDS** . . . . .164

**SERIES STANDINGS, RESULTS** .165

**YEAR-BY-YEAR RECORDS** . . .172

**COACHING RECORDS** . . . . .173

**SEASON RESULTS** . . . . .174



# RECORDS | 1000-POINT SCORERS




**TODD DAY**  
2,395 Points  
1989-92

Seasons	G	FGM-FGA	Pct.	3FGM-3FGA	Pct.	FTM-FTA	Pct.	Reb.	Avg.	Pts.	Avg.
1988-89	32	148-328	.451	31-90	.344	98-137	.715	129	4.0	425	13.3
1989-90	35	237-483	.491	71-176	.403	139-183	.760	188	5.4	684	19.5
1990-91	38	277-586	.473	67-189	.354	165-221	.747	201	5.3	786	20.7
1991-92	22	173-347	.499	57-133	.429	97-127	.764	155	7.0	500	22.7
<b>Totals</b>	<b>127</b>	<b>835-1744</b>	<b>.479</b>	<b>226-588</b>	<b>.384</b>	<b>499-668</b>	<b>.747</b>	<b>673</b>	<b>5.3</b>	<b>2395</b>	<b>18.9</b>



**SIDNEY MONCRIEF**  
2,066 Points  
1976-79

Seasons	G	FGM-FGA	Pct.	3FGM-3FGA	Pct.	FTM-FTA	Pct.	Reb.	Avg.	Pts.	Avg.
1975-76	28	149-224	.665	—	—	56-77	.727	213	7.6	354	12.6
1976-77	28	157-242	.649	—	—	117-171	.684	235	8.4	431	15.4
1977-78	36	209-354	.590	—	—	203-256	.793	278	7.7	621	17.3
1978-79	30	224-400	.560	—	—	212-248	.855	289	9.6	660	22.0
<b>Totals</b>	<b>122</b>	<b>739-1220</b>	<b>.616</b>	<b>—</b>	<b>—</b>	<b>588-752</b>	<b>.765</b>	<b>1015</b>	<b>8.3</b>	<b>2066</b>	<b>16.9</b>



**LEE MAYBERRY**  
1,940 Points  
1989-92

Seasons	G	FGM-FGA	Pct.	3FGM-3FGA	Pct.	FTM-FTA	Pct.	Reb.	Avg.	Pts.	Avg.
1988-89	32	157-314	.500	33-74	.446	67-91	.736	102	3.2	414	12.9
1989-90	35	193-381	.507	65-129	.504	57-72	.792	100	2.6	508	14.5
1990-91	38	192-397	.484	57-149	.383	59-93	.634	129	3.4	500	13.2
1991-92	34	181-368	.492	63-162	.389	93-125	.744	78	2.3	518	15.2
<b>Totals</b>	<b>139</b>	<b>723-1460</b>	<b>.495</b>	<b>218-514</b>	<b>.424</b>	<b>276-381</b>	<b>.724</b>	<b>409</b>	<b>2.9</b>	<b>1940</b>	<b>14.0</b>



**SCOTT HASTINGS**  
1,779 Points  
1979-82

Seasons	G	FGM-FGA	Pct.	3FGM-3FGA	Pct.	FTM-FTA	Pct.	Reb.	Avg.	Pts.	Avg.
1978-79	30	97-191	.508	—	—	54-74	.730	138	4.6	248	8.3
1979-80	29	172-322	.534	—	—	125-160	.781	194	6.7	469	16.2
1980-81	32	192-341	.563	—	—	139-189	.735	173	5.4	523	16.3
1981-82	29	204-369	.553	—	—	131-177	.740	194	6.7	539	18.6
<b>Totals</b>	<b>120</b>	<b>665-1223</b>	<b>.544</b>	<b>—</b>	<b>—</b>	<b>449-600</b>	<b>.748</b>	<b>699</b>	<b>5.8</b>	<b>1779</b>	<b>14.8</b>



**PAT BRADLEY**  
1,765 Points  
1996-99

Seasons	G	FGM-FGA	Pct.	3FGM-3FGA	Pct.	FTM-FTA	Pct.	Reb.	Avg.	Pts.	Avg.
1995-96	33	107-256	.418	82-198	.414	39-51	.765	67	2.0	335	10.2
1996-97	32	150-339	.442	98-230	.426	63-69	.913	72	2.3	461	14.4
1997-98	33	161-421	.382	98-242	.384	74-82	.902	88	2.7	489	14.8
1998-99	34	158-396	.399	93-245	.380	71-86	.826	86	2.5	480	14.1
<b>Totals</b>	<b>132</b>	<b>576-1412</b>	<b>.408</b>	<b>366-915</b>	<b>.400</b>	<b>247-288</b>	<b>.858</b>	<b>313</b>	<b>2.4</b>	<b>1765</b>	<b>13.4</b>




**JOE KLEINE**  
1,753 Points  
1983-85

Seasons	G	FGM-FGA	Pct.	3FGM-3FGA	Pct.	FTM-FTA	Pct.	Reb.	Avg.	Pts.	Avg.
1982-83	30	165-307	.538	—	—	69-109	.633	219	7.3	399	13.3
1983-84	32	209-351	.595	—	—	163-211	.773	293	9.2	581	18.2
1984-85	35	294-484	.607	—	—	185-257	.720	294	8.4	773	22.1
<b>Totals</b>	<b>97</b>	<b>668-1142</b>	<b>.585</b>	<b>—</b>	<b>—</b>	<b>417-577</b>	<b>.723</b>	<b>806</b>	<b>8.3</b>	<b>1753</b>	<b>18.1</b>



**MARVIN DELPH**  
1,742 Points  
1975-78

Seasons	G	FGM-FGA	Pct.	3FGM-3FGA	Pct.	FTM-FTA	Pct.	Reb.	Avg.	Pts.	Avg.
1974-75	26	68-135	.504	—	—	26-32	.813	66	2.5	162	6.2
1975-76	27	196-393	.499	—	—	48-58	.828	190	7.0	440	16.3
1976-77	28	245-460	.533	—	—	62-84	.738	154	5.5	552	19.7
1977-78	35	253-452	.560	—	—	82-94	.872	199	5.7	588	16.8
<b>Totals</b>	<b>116</b>	<b>762-1440</b>	<b>.529</b>	<b>—</b>	<b>—</b>	<b>218-268</b>	<b>.813</b>	<b>609</b>	<b>5.3</b>	<b>1742</b>	<b>15.0</b>




**CORLISS WILLIAMSON**  
1,728 Points  
1993-95

Seasons	G	FGM-FGA	Pct.	3FGM-3FGA	Pct.	FTM-FTA	Pct.	Reb.	Avg.	Pts.	Avg.
1992-93	18	101-176	.574	0-0	.000	61-98	.622	92	5.1	263	14.6
1993-94	34	273-436	.626	0-0	.000	149-213	.700	262	7.7	695	20.4
1994-95	39	283-515	.550	1-6	.167	203-304	.668	293	7.5	770	19.7
<b>Totals</b>	<b>91</b>	<b>657-1127</b>	<b>.583</b>	<b>1-6</b>	<b>.167</b>	<b>413-615</b>	<b>.672</b>	<b>647</b>	<b>7.1</b>	<b>1728</b>	<b>19.0</b>



**OLIVER MILLER**  
1,674 Points  
1989-92

Seasons	G	FGM-FGA	Pct.	3FGM-3FGA	Pct.	FTM-FTA	Pct.	Reb.	Avg.	Pts.	Avg.
1988-89	30	88-161	.547	4-12	.333	50-78	.641	112	3.7	230	7.7
1989-90	35	152-238	.639	0-4	.000	86-132	.652	219	6.3	390	11.1
1990-91	38	254-361	.704	1-3	.333	87-135	.644	294	7.7	596	15.7
1991-92	34	186-309	.602	0-11	.000	86-133	.647	261	7.7	458	13.5
<b>Totals</b>	<b>137</b>	<b>680-1069</b>	<b>.636</b>	<b>5-30</b>	<b>.167</b>	<b>309-478</b>	<b>.645</b>	<b>886</b>	<b>6.5</b>	<b>1674</b>	<b>12.2</b>




Seasons	G	FGM-FGA	Pct.	3FGM-3FGA	Pct.	FTM-FTA	Pct.	Reb.	Avg.	Pts.	Avg.
1992-93	31	204-439	.465	80-181	.442	52-65	.800	136	4.4	540	17.4
1993-94	34	201-429	.469	85-198	.429	52-71	.732	153	4.5	539	15.9
1994-95	37	206-450	.458	102-239	.427	57-73	.781	145	3.9	571	15.4
<b>Totals</b>	<b>102</b>	<b>611-1318</b>	<b>.464</b>	<b>267-618</b>	<b>.432</b>	<b>161-209</b>	<b>.770</b>	<b>434</b>	<b>4.3</b>	<b>1650</b>	<b>16.2</b>

**10**  
**SCOTTY THURMAN**  
1,650 Points  
1993-95



Seasons	G	FGM-FGA	Pct.	3FGM-3FGA	Pct.	FTM-FTA	Pct.	Reb.	Avg.	Pts.	Avg.
1944-45	24	192	NA	—	—	65-95	.684	na	na	449	18.7
1945-46	23	154	NA	—	—	80-107	.748	na	na	388	16.8
1946-47	24	136	NA	—	—	66-97	.680	na	na	338	14.1
1947-48	23	191	NA	—	—	87-128	.680	na	na	469	20.4
<b>Totals</b>	<b>94</b>	<b>673</b>	<b>NA</b>	<b>—</b>	<b>—</b>	<b>298-427</b>	<b>.698</b>	<b>na</b>	<b>na</b>	<b>1644</b>	<b>17.5</b>

**11**  
**GEORGE KOK**  
1,644 Points  
1945-48



Seasons	G	FGM-FGA	Pct.	3FGM-3FGA	Pct.	FTM-FTA	Pct.	Reb.	Avg.	Pts.	Avg.
1986-87	33	129-291	.443	22-61	.361	106-137	.774	117	3.5	386	11.7
1987-88	30	147-324	.454	27-69	.391	82-113	.726	121	4.0	403	13.4
1989-90	33	119-257	.463	17-52	.327	74-94	.787	98	3.0	329	10.0
1990-91	38	139-284	.489	28-73	.384	126-150	.840	124	3.3	432	11.4
<b>Totals</b>	<b>134</b>	<b>534-1156</b>	<b>.462</b>	<b>94-255</b>	<b>.369</b>	<b>388-494</b>	<b>.785</b>	<b>460</b>	<b>3.4</b>	<b>1550</b>	<b>11.6</b>

**12**  
**RON HUERY**  
1,550 Points  
1987-91



Seasons	G	FGM-FGA	Pct.	3FGM-3FGA	Pct.	FTM-FTA	Pct.	Reb.	Avg.	Pts.	Avg.
1995-96	33	141-357	.395	28-108	.259	116-169	.686	101	3.1	426	12.9
1996-97	32	112-271	.413	17-73	.233	74-106	.698	86	2.7	315	9.8
1997-98	32	127-295	.431	39-113	.345	88-119	.738	68	2.1	381	11.9
1998-99	34	117-293	.399	36-112	.321	83-108	.769	86	2.5	353	10.4
<b>Totals</b>	<b>131</b>	<b>497-1216</b>	<b>.409</b>	<b>120-406</b>	<b>.296</b>	<b>361-502</b>	<b>.719</b>	<b>427</b>	<b>2.6</b>	<b>1475</b>	<b>11.3</b>

**13**  
**KAREEM REID**  
1,475 Points  
1996-99



Seasons	G	FGM-FGA	Pct.	3FGM-3FGA	Pct.	FTM-FTA	Pct.	Reb.	Avg.	Pts.	Avg.
1975-76	28	130-226	.575	—	—	74-99	.748	105	3.8	334	11.9
1976-77	27	199-326	.610	—	—	61-97	.629	85	3.1	459	17.0
1977-78	36	258-486	.531	—	—	131-157	.834	112	3.1	647	18.0
<b>Totals</b>	<b>91</b>	<b>587-1038</b>	<b>.566</b>	<b>—</b>	<b>—</b>	<b>266-353</b>	<b>.754</b>	<b>302</b>	<b>3.3</b>	<b>1440</b>	<b>15.8</b>

**14**  
**RON BREWER**  
1,440 Points  
1976-78



Seasons	G	FGM-FGA	Pct.	3FGM-3FGA	Pct.	FTM-FTA	Pct.	Reb.	Avg.	Pts.	Avg.
1971-72	26	213-454	.464	—	—	207-261	.793	141	5.4	633	24.3
1972-73	26	264-508	.520	—	—	207-242	.855	95	3.7	735	28.3
<b>Totals</b>	<b>52</b>	<b>477-962</b>	<b>.496</b>	<b>—</b>	<b>—</b>	<b>414-503</b>	<b>.823</b>	<b>236</b>	<b>4.5</b>	<b>1368</b>	<b>26.3</b>

**15**  
**MARTIN TERRY**  
1,368 Points  
1972-73



Seasons	G	FGM-FGA	Pct.	3FGM-3FGA	Pct.	FTM-FTA	Pct.	Reb.	Avg.	Pts.	Avg.
1980-81	31	137-269	.509	—	—	75-125	.600	139	4.5	349	11.3
1981-82	29	162-316	.513	—	—	106-161	.658	152	5.2	430	14.8
1982-83	30	197-374	.527	—	—	152-238	.639	172	5.7	546	18.2
<b>Totals</b>	<b>90</b>	<b>496-959</b>	<b>.517</b>	<b>—</b>	<b>—</b>	<b>333-524</b>	<b>.635</b>	<b>463</b>	<b>5.1</b>	<b>1325</b>	<b>14.7</b>

**16**  
**DARRELL WALKER**  
1,325 Points  
1981-83




Seasons	G	FGM-FGA	Pct.	3FGM-3FGA	Pct.	FTM-FTA	Pct.	Reb.	Avg.	Pts.	Avg.
1971-72	26	164-340	.482	—	—	76-155	.490	257	9.9	404	15.5
1972-73	25	183-356	.514	—	—	74-142	.521	310	12.4	440	17.6
1973-74	21	204-373	.547	—	—	64-115	.557	278	13.2	472	22.5
<b>Totals</b>	<b>72</b>	<b>551-1069</b>	<b>.515</b>	<b>—</b>	<b>—</b>	<b>214-412</b>	<b>.585</b>	<b>845</b>	<b>11.7</b>	<b>1316</b>	<b>17.0</b>

**17**  
**DEAN TOLSON**  
1,316 Points  
1972-74




Seasons	G	FGM-FGA	Pct.	3FGM-3FGA	Pct.	FTM-FTA	Pct.	Reb.	Avg.	Pts.	Avg.
1977-78	31	27-48	.563	—	—	31-45	.689	37	1.2	85	2.7
1978-79	30	128-238	.538	—	—	97-141	.688	95	3.2	353	11.8
1979-80	29	166-298	.557	—	—	74-93	.796	108	3.7	406	14.0
1980-81	32	155-302	.513	—	—	106-140	.757	131	4.1	416	13.0
<b>Totals</b>	<b>122</b>	<b>427-886</b>	<b>.482</b>	<b>—</b>	<b>—</b>	<b>308-419</b>	<b>.735</b>	<b>371</b>	<b>3.0</b>	<b>1260</b>	<b>10.3</b>

**18**  
**U.S. REED**  
1,260 Points  
1978-81






# RECORDS | 1000-POINT SCORERS



**10**  
**DEREK HOOD**  
1,247 Points  
1996-99

Seasons	G	FGM-FGA	Pct.	3FGM-3FGA	Pct.	FTM-FTA	Pct.	Reb.	Avg.	Pts.	Avg.
1995-96	33	105-222	.473	0-0	.000	36-82	.439	200	6.1	246	7.5
1996-97	32	130-269	.483	0-1	.000	50-79	.633	257	8.0	310	9.7
1997-98	32	119-237	.502	0-0	.000	32-60	.533	196	6.1	270	8.4
1998-99	34	173-306	.565	0-2	.000	75-110	.682	349	10.3	421	12.4
<b>Totals</b>	<b>131</b>	<b>527-1034</b>	<b>.510</b>	<b>0-3</b>	<b>.000</b>	<b>193-331</b>	<b>.583</b>	<b>1002</b>	<b>7.6</b>	<b>1247</b>	<b>9.5</b>



**20**  
**MARIO CREDIT**  
1,162 Points  
1987-90

Seasons	G	FGM-FGA	Pct.	3FGM-3FGA	Pct.	FTM-FTA	Pct.	Reb.	Avg.	Pts.	Avg.
1986-87	32	77-126	.611	0-0	.000	39-60	.650	92	2.9	193	6.0
1987-88	30	107-183	.585	0-0	.000	79-118	.669	141	4.7	293	9.8
1988-89	32	149-246	.606	0-0	.000	68-117	.581	146	4.6	366	11.4
1989-90	33	106-185	.573	0-0	.000	98-126	.778	129	3.9	310	9.4
<b>Totals</b>	<b>127</b>	<b>439-740</b>	<b>.593</b>	<b>0-0</b>	<b>.000</b>	<b>284-421</b>	<b>.675</b>	<b>508</b>	<b>4.0</b>	<b>1162</b>	<b>9.1</b>




**21**  
**BRANDON DEAN**  
1,130 Points  
1999-02

Seasons	G	FGM-FGA	Pct.	3FGM-3FGA	Pct.	FTM-FTA	Pct.	Reb.	Avg.	Pts.	Avg.
1998-99	33	92-202	.455	30-82	.366	17-33	.515	75	2.3	231	7.0
1999-00	34	112-254	.441	33-109	.303	33-53	.623	69	2.0	290	8.5
2000-01	31	91-211	.431	38-105	.362	34-55	.618	67	2.2	254	8.2
2001-02	29	132-273	.484	48-135	.356	43-59	.729	83	3.0	355	12.2
<b>Totals</b>	<b>127</b>	<b>427-940</b>	<b>.454</b>	<b>149-431</b>	<b>.346</b>	<b>127-200</b>	<b>.635</b>	<b>294</b>	<b>2.3</b>	<b>1130</b>	<b>8.3</b>



**22**  
**ALVIN ROBERTSON**  
1,097 Points  
1982-84

Seasons	G	FGM-FGA	Pct.	3FGM-3FGA	Pct.	FTM-FTA	Pct.	Reb.	Avg.	Pts.	Avg.
1981-82	28	84-159	.528	—	—	35-58	.603	62	2.2	203	7.3
1982-83	28	161-294	.548	—	—	76-115	.661	137	4.9	398	14.2
1983-84	32	187-375	.499	—	—	122-182	.670	175	5.5	496	15.5
<b>Totals</b>	<b>88</b>	<b>432-828</b>	<b>.522</b>	<b>—</b>	<b>—</b>	<b>233-355</b>	<b>.656</b>	<b>374</b>	<b>4.3</b>	<b>1097</b>	<b>12.4</b>




**23**  
**JAMES ELDRIDGE**  
1,090 Points  
1968-70

Seasons	G	FGM-FGA	Pct.	3FGM-3FGA	Pct.	FTM-FTA	Pct.	Reb.	Avg.	Pts.	Avg.
1967-68	24	155-305	.508	—	—	88-128	.688	173	7.2	398	16.6
1968-69	24	141-308	.458	—	—	46-73	.630	170	7.1	328	13.7
1969-70	24	149-339	.440	—	—	58-81	.716	174	7.3	364	15.2
<b>Totals</b>	<b>72</b>	<b>445-952</b>	<b>.467</b>	<b>—</b>	<b>—</b>	<b>192-282</b>	<b>.681</b>	<b>517</b>	<b>7.2</b>	<b>1090</b>	<b>15.1</b>



**24**  
**TOMMY BOYER**  
1,067 Points  
1961-63

Seasons	G	FGM-FGA	Pct.	3FGM-3FGA	Pct.	FTM-FTA	Pct.	Reb.	Avg.	Pts.	Avg.
1960-61	23	99-229	.432	—	—	43-58	.741	105	4.6	241	10.5
1961-62	23	131-308	.425	—	—	125-134	.933	111	4.8	387	16.8
1962-63	24	146-326	.448	—	—	147-161	.913	76	3.2	439	18.3
<b>Totals</b>	<b>70</b>	<b>376-863</b>	<b>.436</b>	<b>—</b>	<b>—</b>	<b>315-353</b>	<b>.892</b>	<b>292</b>	<b>4.2</b>	<b>1067</b>	<b>15.2</b>



**25**  
**JERRY CARLTON**  
1,042 Points  
1960-62

Seasons	G	FGM-FGA	Pct.	3FGM-3FGA	Pct.	FTM-FTA	Pct.	Reb.	Avg.	Pts.	Avg.
1959-60	24	100-231	.433	—	—	59-80	.738	105	4.4	259	10.8
1960-61	23	122-281	.434	—	—	101-117	.863	96	4.2	345	15.0
1961-62	24	149-355	.419	—	—	140-159	.880	119	5.0	438	18.2
<b>Totals</b>	<b>71</b>	<b>371-867</b>	<b>.428</b>	<b>—</b>	<b>—</b>	<b>300-356</b>	<b>.843</b>	<b>320</b>	<b>4.5</b>	<b>1042</b>	<b>14.7</b>



**26**  
**ROBERT MCKENZIE**  
1,006 Points  
1968-70

Seasons	G	FGM-FGA	Pct.	3FGM-3FGA	Pct.	FTM-FTA	Pct.	Reb.	Avg.	Pts.	Avg.
1967-68	24	125-283	.442	—	—	109-132	.826	150	6.3	359	15.0
1968-69	21	108-242	.446	—	—	68-84	.810	104	5.0	284	13.5
1969-70	24	135-305	.443	—	—	95-145	.655	182	7.6	365	15.2
<b>Totals</b>	<b>69</b>	<b>367-830</b>	<b>.442</b>	<b>—</b>	<b>—</b>	<b>272-361</b>	<b>.753</b>	<b>436</b>	<b>6.3</b>	<b>1006</b>	<b>14.6</b>



**SCORING**

Game	
1.	47 Martin Terry vs. SMU, 1973
2.	46 Martin Terry vs. Texas A&M, 1972
3.	45 Dean Tolson vs. Texas A&M, 1974
4.	43 Todd Day vs. LSU, 1992
	43 Martin Terry vs. Memphis, 1973

Season	
1.	786 Todd Day, 1991
2.	773 Joe Kleine, 1985
3.	770 Corliss Williamson, 1995
4.	735 Martin Terry, 1973
5.	695 Corliss Williamson, 1994
6.	684 Todd Day, 1990
7.	660 Sidney Moncrief, 1979
8.	647 Ron Brewer, 1978
9.	633 Martin Terry, 1972
10.	621 Sidney Moncrief, 1978

Career	
1.	2,395 Todd Day, 1988-92
2.	2,066 Sidney Moncrief, 1975-79
3.	1,940 Lee Mayberry, 1988-92
4.	1,779 Scott Hastings, 1978-82
5.	1,765 Pat Bradley, 1995-96
6.	1,753 Joe Kleine, 1982-85
7.	1,742 Marvin Delph, 1974-78
8.	1,728 Corliss Williamson, 1992-95
9.	1,674 Oliver Miller, 1988-92
10.	1,650 Scotty Thurman, 1993-95

SEC Game	
1.	43 Todd Day vs. LSU, 1992
2.	39 Todd Day vs. Alabama, 1992
3.	35 Jannero Pargo at Miss. St., 2/27/02
	35 Jannero Pargo vs. Florida, 1/26/02
	35 Lee Mayberry vs. LSU, 1992
	35 Todd Day vs. Auburn, 1992
7.	34 Scotty Thurman vs. Ole Miss, 1993

SEC Season	
1.	368 Todd Day, 1992
2.	348 Corliss Williamson, 1995
3.	333 Corliss Williamson, 1994
4.	275 Scotty Thurman, 1994
5.	273 Scotty Thurman, 1993

SEC Career	
1.	866 Corliss Williamson, 1993-95
2.	834 Pat Bradley, 1996-99
3.	819 Scotty Thurman, 1993-95
4.	668 Kareem Reid, 1996-99
5.	592 Derek Hood, 1996-99

**SEASON SCORING AVERAGE**

Season	
1.	28.3 Martin Terry, 1972-73 (735 Pts., 26 games)
2.	24.3 Martin Terry, 1971-72 (633 Pts., 26 games)
3.	22.5 Dean Tolson, 1973-74 (472 Pts., 26 games)

4.	22.1 Joe Kleine, 1984-85 (773 Pts., 35 games)
5.	22.0 Sidney Moncrief, 1978-79 (660 Pts., 30 games)

Career	
1.	26.3 Martin Terry, 1971-73 (1,368 Pts., 52 games)
2.	19.7 Corliss Williamson, 1992-95 (1,728 Pts., 91 games)
3.	18.9 Todd Day, 1988-92 (2,395 Pts., 127 games)
4.	18.3 Dean Tolson, 1971-74 (1,316 Pts., 72 games)
5.	18.1 Joe Kleine, 1982-85 (1,753 Pts., 97 games)

SEC Season	
1.	23.0 Todd Day, 1992
2.	21.8 Corliss Williamson, 1995
3.	20.8 Corliss Williamson, 1994
4.	17.2 Scotty Thurman, 1994
5.	17.1 Scotty Thurman, 1993

SEC Career	
1.	23.0 Todd Day, 1992
2.	19.7 Corliss Williamson, 1993-95
3.	17.1 Scotty Thurman, 1993-95
4.	16.3 Lee Mayberry, 1992
5.	15.3 Jannero Pargo, 2001-02
6.	14.5 Joe Johnson, 2000-01
7.	13.0 Pat Bradley, 1996-99


**SEASON SCORING LEADERS**

Year	Player	G	Pts.	Avg.
2003-04	Jonathon Modica	28	462	16.5
2002-03	Jonathon Modica	28	323	11.5
2001-02	Jannero Pargo	29	482	16.6
2000-01	Joe Johnson	30	427	14.2
1999-00	Joe Johnson	23	368	16.0
1998-99	Pat Bradley	34	480	14.1
1997-98	Pat Bradley	33	489	14.8
1996-97	Pat Bradley	32	461	14.4
1995-96	Kareem Reid	33	426	12.9
1994-95	Corliss Williamson	39	770	19.7
1993-94	Corliss Williamson	34	695	20.4
1992-93	Scotty Thurman	31	540	17.4
1991-92	Lee Mayberry	34	500	15.2
1990-91	Todd Day	38	786	20.7
1989-90	Todd Day	35	684	19.5
1988-89	Lenzie Howell	32	466	14.6
1987-88	Ron Huery	30	403	13.4
1986-87	Tim Scott	33	393	11.9
1985-86	Mike Ratliff	28	368	13.1
1984-85	Joe Kleine	35	773	22.1
1983-84	Joe Kleine	32	581	18.2
1982-83	Darrell Walker	30	546	18.2
1981-82	Scott Hastings	29	539	18.6
1980-81	Scott Hastings	32	523	16.3
1979-80	Scott Hastings	29	469	16.2
1978-79	Sidney Moncrief	30	660	22.0
1977-78	Ron Brewer	36	647	18.0
1976-77	Marvin Delph	28	552	19.7
1975-76	Marvin Delph	27	440	16.3
1974-75	Kent Allison	26	393	15.1

Year	Player	G	Pts.	Avg.
1973-74	Dean Tolson	21	472	22.5
<b>1972-73</b>	<b>Martin Terry</b>	<b>26</b>	<b>735</b>	<b>28.3</b>
1971-72	Martin Terry	26	633	24.3
1970-71	Almer Lee	23	441	19.2
1969-70	Almer Lee	24	409	17.0
1968-69	James Eldridge	24	328	13.7
1967-68	James Eldridge	24	398	16.6
1966-67	Tommy Rowland	24	443	18.5
1965-66	Ricky Sugg	24	328	13.6
1964-65	Ricky Sugg	24	340	14.2
1963-64	Jim Magness	24	356	14.8
1962-63	Tommy Boyer	24	439	18.3
1961-62	Jerry Carlton	24	438	18.2
1960-61	Pat Foster	23	355	15.4
1959-60	Clyde Rhoden	24	389	16.2
1958-59	Clyde Rhoden	24	350	14.6
1957-58	Fred Grim	27	380	14.1
1956-57	Terry Day	24	301	12.5
1955-56	Manuel Whitley	24	407	17.0
1954-55	Jerald Barnett	24	247	10.3
1953-54	Jerald Barnett	23	225	9.8
1952-53	Eugene Lambert, Jr.	21	270	12.9
1951-52	Walter Kearns	24	216	9.0
1950-51	Billy Hester	22	201	9.1
1949-50	Jim Cathcart	23	233	10.1
1948-49	Bob Ambler	26	259	10.0
1947-48	George Kok	23	469	20.4
1946-47	Al Williams	24	380	15.8

**CAREER SCORING LEADERS**


**Todd Day**  
2,395 1989-92



**Sidney Moncrief**  
2,066 1976-79



**Lee Mayberry**  
1,940 1989-92





# ARKANSAS' ALL-TIME INDIVIDUAL 30-POINT EFFORTS (100)

**Most Recent:** 2/14/04 (Jonathon Modica, 33 vs. Mississippi St., L 77-70)

**Most in Same Season:** 10 by Martin Terry, 1973

**Most in Career:** 18 by Martin Terry, 1972-73

**Last with Five or More in Same Season:** Jannero Pargo, 2002 (five)

**Most Recent Consecutive 30-Point Games:** Jannero Pargo, 35 vs.

Florida (1/26/02); 33 at Alabama (1/30/02)


**Last Game with Multiple Players Scoring 30 Points:** 2/8/89 vs. Texas (Keith Wilson, 31 points, Mario Credit, 30 points, W 105-82)

Player	Points	Opponent	Year
Martin Terry	47	SMU	2/24/73
Martin Terry	46	Texas A&M	1/22/72
Dean Tolson	45	Texas A&M	3/2/74
Todd Day	43	LSU	1/11/92
Martin Terry	43	Memphis	12/23/73
Joe Kleine	41	Iowa St.	12/27/84
Dean Tolson	41	Indiana St.	1/5/74
Ricky Sugg	41	Centenary	12/13/65
Martin Terry	40	Southern Illinois	12/11/71
Al Dillard	39	Delaware St.	12/11/93
Todd Day	39	Alabama	3/14/92
Sidney Moncrief	39	Southern Mississippi	12/23/78
Vernon Murphy	39	Missouri-St. Louis	12/21/70
Joe Kleine	37	TCU	2/9/85
Alvin Robertson	37	North Texas	12/17/83
Martin Terry	37	Southern Illinois	12/30/72
Joe Kleine	36	Texas Tech	3/10/85
Martin Terry	36	Missouri-St. Louis	1/6/73
Vernon Murphy	36	Baylor	3/2/71
Johnny Adams	36	TCU	2/21/41
Jannero Pargo	35	Mississippi St.	2/27/02
Jannero Pargo	35	Florida	1/26/02
Lee Mayberry	35	LSU	3/3/92
Todd Day	35	Auburn	1/4/92
Darrell Walker	35	Alabama St.	12/15/82
Martin Terry	35	Texas A&M	1/13/73
Martin Terry	35	TCU	2/20/73
Martin Terry	35	Tulane	12/9/72
Tommy Rowland	35	Centenary	12/12/66
Tommy Boyer	35	LSU	12/19/62
Scotty Thurman	34	Ole Miss	1/6/93
Scotty Thurman	34	Missouri	12/19/92
Todd Day	34	Texas	1/25/90
Mario Credit	34	Loyola-Marymount	3/16/89
Tim Scott	34	Kansas	12/6/86
Martin Terry	34	TCU	1/27/73
Martin Terry	34	Texas	2/22/72
Dean Tolson	34	Baylor	2/29/72
Jonathon Modica	33	Mississippi St.	2/14/04
Jannero Pargo	33	Alabama	1/30/02
Pat Bradley	33	South Carolina	2/18/98
Todd Day	33	Ala.-Birmingham	1/30/91
Joe Kleine	33	Texas-San Antonio	12/18/84
Sidney Moncrief	33	Rice	2/3/79
Dean Tolson	33	Texas	1972
Martin Terry	33	Rice	3/4/72
Martin Terry	33	Baylor	2/29/72
Vernon Murphy	33	Oklahoma	1/5/71
Robert McKenzie	33	Oklahoma City	1/25/6
Tommy Boyer	33	TCU	1962
George Kok	33	Rice	2/28/48
Jannero Pargo	32	Tennessee-Chattanooga	12/20/01
Pat Bradley	32	Western Carolina	12/7/98
Pat Bradley	32	North Texas	12/30/98
Scotty Thurman	32	Auburn	1/15/94
Lenzie Howell	32	Texas A&M	2/21/90
Joe Kleine	32	Texas	1/12/85

Joe Kleine	32	Texas Tech	1/16/85
Joe Kleine	32	Alabama St.	12/21/83
Joe Kleine	32	North Texas	12/17/83
Ted Thompson	32	Western Kentucky	12/3/73
Dean Tolson	32	TCU	2/12/72
Martin Terry	32	Texas A&M	2/15/72
Jerry Carlton	32	Rice	1962
George Kok	32	Sedalia AAB	1946
George Kok	32	Rice	1946
George Kok	32	Texas A&M	1945
Todd Day	31	Jackson St.	12/21/90
Todd Day	31	Alabama	3/21/91
Lee Mayberry	31	U.S. International	12/9/89
Lenzie Howell	31	Texas A&M	3/11/89
Keith Wilson	31	Texas	2/8/89
Joe Kleine	31	Ohio St.	12/1/84
Martin Terry	31	Texas	2/13/73
Martin Terry	31	Rice	3/4/72
Tommy Rowland	31	Michigan	12/30/66
Tommy Boyer	31	Baylor	1963
Tommy Boyer	31	TCU	1963
Pete Butler	31	Texas	1955
George Kok	31	Pepperdine	1948
Johnny Adams	31	Warrensburg (Mo.)	1940
Jannero Pargo	30	Memphis	1/2/02
Joe Johnson	30	Mississippi St.	1/22/00
Pat Bradley	30	Missouri	12/7/96
Corliss Williamson	30	Georgia	3/11/94
Todd Day	30	Florida St.	1/21/91
Todd Day	30	Houston	2/7/91
Mario Credit	30	Texas	2/8/89
Sidney Moncrief	30	Oklahoma	12/2/78
Steve Schall	30	North Texas	1/4/79
Marvin Delph	30	Texas	2/1/78
Marvin Delph	30	SMU	2/2/77
Rickey Medlock	30	SMU	2/16/74
Martin Terry	30	Missouri Western	12/4/72
Martin Terry	30	Rice	2/5/72
Dean Tolson	30	Rice	3/4/72
Donnie Watts	30	Rice	1971
Almer Lee	30	Texas A&M	1971
Tommy Boyer	30	Texas Tech	2/19/63
Manuel Whitley	30	Texas A&M	1956



Jonathon Modica recorded the first 30-point game of his career last season with a 33-point outing against Mississippi State.



**THREE-POINT FIELD GOALS MADE**

**Game**

1.	#12	Al Dillard vs. Delaware St., 1993
2.	10	Pat Bradley vs. North Texas, 1999
3.	9	Lee Mayberry vs. LSU, 1992
4.	8	Tarik Wallace vs. Auburn, 1998
	8	Pat Bradley vs. Troy State, 1996
	8	Pat Bradley vs. Western Carolina, 1999

# SEC Record

**Season**

1.	102	Scotty Thurman, 1995
2.	98	Pat Bradley, 1997
3.	95	Jannero Pargo, 2001-02
4.	93	Pat Bradley, 1998
	93	Pat Bradley, 1999
6.	85	Scotty Thurman, 1994

**Career**

1.	#366	Pat Bradley, 1996-99
2.	267	Scotty Thurman, 1993-95
3.	226	Todd Day, 1989-92
4.	218	Lee Mayberry, 1989-92
5.	168	Jannero Pargo, 2001-02
6.	149	Brandon Dean, 1999-02
7.	138	Al Dillard, 1994-95
8.	132	Tarik Wallace, 1997-98
9.	125	Clint McDaniel, 1992-95
10.	120	Kareem Reid, 1996-99

# SEC Record

**SEC Game**

1.	9	Lee Mayberry vs. LSU, 1992
2.	8	Tarik Wallace vs. Auburn, 1998
3.	7	Jannero Pargo at Mississippi St. (2/27/02)
	7	Jannero Pargo at Alabama (1/30/02)
	7	Todd Day vs. Auburn, 1992
	7	Scotty Thurman vs. Auburn, 1995
	7	Pat Bradley vs. South Carolina, 1998

**SEC Season**

1.	52	Jannero Pargo, 2002
2.	47	Scotty Thurman, 1995
	47	Pat Bradley, 1998
4.	44	Scotty Thurman, 1993
	44	Pat Bradley, 1997
	41	Jannero Pargo, 2001

**SEC Career**

1.	159	Pat Bradley, 1996-99
2.	130	Scotty Thurman, 1993-95
3.	93	Jannero Pargo, 2001-02
4.	76	Brandon Dean, 1999-02
5.	66	Tarik Wallace, 1997-98
6.	57	Kareem Reid, 1996-99

**THREE-POINT FIELD GOALS ATTEMPTED**

**Game**

1.	#24	Pat Bradley vs. North Texas, 1998
2.	22	Al Dillard vs. Delaware St., 1993
3.	14	Jannero Pargo at Alabama (1/30/02)
4.	14	Pat Bradley vs. Mississippi St., 1999
5.	13	Jason Gilbert vs. Santa Clara, 1999
	13	Pat Bradley vs. N. Arizona, 1997
	13	Scotty Thurman vs. LSU, 1994
	13	Scotty Thurman vs. Auburn, 1995
	13	Scotty Thurman vs. Ole Miss, 1993

# SEC Record

**Season**

1.	245	Pat Bradley, 1999
2.	242	Pat Bradley, 1998
3.	239	Scotty Thurman, 1995
4.	230	Pat Bradley, 1997
5.	220	Jannero Pargo, 2002

**Career**

1.	#915	Pat Bradley, 1996-99
2.	618	Scotty Thurman, 1993-95
3.	588	Todd Day, 1989-92
4.	514	Lee Mayberry, 1989-92
5.	431	Brandon Dean, 1999-02
6.	406	Kareem Reid, 1996-99
7.	395	Jannero Pargo, 2001-02
8.	375	Tarik Wallace, 1997-98
9.	355	Clint McDaniel, 1992-95
10.	344	Al Dillard, 1994-95

# SEC Record

**SEC Game**

1.	14	Jannero Pargo at Alabama (1/30/02)
	14	Pat Bradley vs. Mississippi St., 1999
3.	13	Tarik Wallace vs. Kentucky, 1998
	13	Scotty Thurman vs. Auburn, 1995
	13	Scotty Thurman vs. LSU, 1994
	13	Scotty Thurman vs. Ole Miss, 1993

**SEC Season**

1.	119	Jannero Pargo, 2002
	119	Pat Bradley, 1998
3.	117	Pat Bradley, 1997
4.	107	Scotty Thurman, 1995
6.	106	Pat Bradley, 1996
7.	102	Jannero Pargo, 2001
8.	101	Scotty Thurman, 1993

**SEC Career**

1.	429	Pat Bradley, 1996-99
2.	303	Scotty Thurman, 1993-95
3.	223	Brandon Dean, 1999-02
4.	221	Jannero Pargo, 2001-02
5.	191	Tarik Wallace, 1997-98

**THREE-POINT FIELD GOAL PERCENTAGE**

**Game (Minimum 4 Attempts)**

1.	1.000	Brandon Dean vs. Northwestern (La.) St. (12/20/00), 2001
----	-------	--

**SEASON THREE-POINT FIELD GOAL PERCENTAGE LEADERS**

(Minimum 50 Attempts)

Season	Player	3PTM	3PTA	Pct.
2003-04	Billy Pharis	25	66	.379
2002-03	Jonathon Modica	31	86	.360
2001-02	Jannero Pargo	95	220	.432
2000-01	Joe Johnson	35	79	.443
1999-00	Joe Johnson	35	79	.443
1999-00	T. J. Cleveland	49	118	.415
1998-99	Chris Walker	33	72	.458
1997-98	Pat Bradley	93	242	.384
1996-97	Pat Bradley	98	230	.426
1995-96	Pat Bradley	82	198	.414
1994-95	Scotty Thurman	102	239	#.427
1993-94	Scotty Thurman	85	198	.429
1992-93	Scotty Thurman	80	181	.442
1991-92	Todd Day	57	133	.428
1990-91	Arlyn Bowers	41	86	.477
<b>1989-90</b>	<b>Lee Mayberry</b>	<b>65</b>	<b>129</b>	<b>.504</b>
1988-89	Lee Mayberry	33	74	.446
1987-88	Ron Huery	27	69	.391
1986-87	Philip McKellar	31	72	.431

# Led the SEC

1.000	Chris Walker vs. Mississippi St. (4-4), 2000
1.000	Chris Walker vs. Texas-Arlington (4-4), 2000
1.000	Jason Gilbert vs. Providence (4-4), 1999
1.000	Dwight Stewart vs. Georgetown (4-4), 1994
1.000	Arlyn Bowers vs. SMU (4-4), 1989
1.000	Lee Mayberry vs. Rice (4-4), 1989

**Season (Minimum 33 Attempts)**

1.	.504	Lee Mayberry (65-129), 1990
2.	.490	Corey Beck (24-49), 1995
3.	.489	Arlyn Bowers (23-47), 1989
4.	.485	Mike Ratliff (16-33), 1987
5.	.477	Arlyn Bowers (41-86), 1991

**Career (Minimum 300 Attempts)**

1.	.432	Scotty Thurman (267-618), 1993-95
2.	.425	Jannero Pargo (168-395), 2001-02
3.	.424	Lee Mayberry (218-514), 1989-92
4.	.401	Al Dillard (138-344), 1994-95
5.	.400	Pat Bradley (366-915), 1996-99
6.	.384	Todd Day (226-588), 1989-92

**SEC Game (Minimum 5 Attempts)**

1.	.875	Jannero Pargo (7-8) vs. Florida (1/26/02)
2.	.833	Michael Jones (5-6) vs. Auburn (2/4/04)
3.	.800	Jannero Pargo (4-5) vs. Alabama (1/20/01)
	.800	Tarik Wallace (8-10) vs. Auburn, 1998
	.800	Scotty Thurman (4-5) vs. Kentucky, 1995
	.800	Al Dillard (4-5) vs. Vanderbilt, 1995
7.	.777	Todd Day (7-9) vs. Auburn, 1992

**SEC Season (Minimum 50 Attempts)**

1.	.465	Al Dillard (33-71), 1995
2.	.451	Teddy Gipson (23-51), 2000
3.	.440	Joe Johnson (22-50), 2000
4.	.439	Scotty Thurman (47-107), 1995
5.	.437	Jannero Pargo (52-119), 2002
6.	.436	Lee Mayberry (34-78), 1992
	.436	Scotty Thurman (44-101), 1993

**SEC Career (Minimum 75 Attempts)**


1.	.436	Lee Mayberry (34-78), 1992
2.	.433	Joe Johnson (39-90), 2000-01
3.	.429	Scotty Thurman (130-303), 1993-95
4.	.421	Jannero Pargo (93-221), 2001-02
5.	.408	Todd Day (40-98), 1992
6.	.392	Al Dillard (51-130), 1994-95

**CAREER THREE-POINT FIELD GOALS LEADERS**

**Pat Bradley**  
366, 1996-99



**Scotty Thurman**  
267, 1993-95





**FIELD GOALS MADE**

**Game**

1. 20 Dean Tolson vs. Texas A&M, 1974
2. 17 Martin Terry vs. So. Illinois, 1972
3. 16 Todd Day vs. LSU, 1992
- 16 Dean Tolson vs. Indiana St., 1974
- 16 Martin Terry vs. SMU, 1973
- 16 Vernon Murphy vs. Missouri-St. Louis, 1971

**Season**

1. 294 Joe Kleine, 1985
2. 283 Corliss Williamson, 1995
3. 277 Todd Day, 1991
4. 273 Corliss Williamson, 1994
5. 264 Martin Terry, 1973
6. 258 Ron Brewer, 1978
7. 254 Oliver Miller, 1991
8. 253 Marvin Delph, 1978
9. 245 Marvin Delph, 1977
10. 237 Todd Day, 1990
11. 224 Sidney Moncrief, 1979
12. 213 Martin Terry, 1972
13. 209 Joe Kleine, 1984
- 209 Sidney Moncrief, 1978
15. 206 Scotty Thurman, 1995
16. 204 Scotty Thurman, 1993
- 204 Scott Hastings, 1982
- 204 Dean Tolson, 1974
19. 201 Scotty Thurman, 1994
20. 199 Ron Brewer, 1977

**Career**

1. 835 Todd Day, 1988-92
2. 762 Marvin Delph, 1974-78
3. 739 Sidney Moncrief, 1975-79
4. 723 Lee Mayberry, 1988-91
5. 680 Oliver Miller, 1988-91
6. 668 Joe Kleine, 1982-85
7. 665 Scott Hastings, 1978-82
8. 657 Corliss Williamson, 1993-95
9. 611 Scotty Thurman, 1993-95
10. 587 Ron Brewer, 1975-78
11. 576 Pat Bradley, 1996-99
12. 551 Dean Tolson, 1972-74
13. 534 Ron Huery, 1986-91
14. 527 Derek Hood, 1996-99
15. 497 Kareem Reid, 1996-99

**SEC Game**

1. 16 Todd Day vs. LSU, 1992
2. 14 Todd Day vs. Alabama, 1992
3. 12 Seven times (last by Jonathon Modica vs. Mississippi St., 2/14/04)

**SEC Season**

1. 129 Corliss Williamson, 1994
2. 128 Todd Day, 1992
3. 119 Corliss Williamson, 1995
4. 103 Scotty Thurman, 1994
5. 102 Scotty Thurman, 1993

**SEC Career**

1. 318 Corliss Williamson, 1993-95
2. 300 Scotty Thurman, 1993-95
3. 269 Pat Bradley, 1996-99
4. 251 Derek Hood, 1996-99
5. 227 Kareem Reid, 1996-99

**FIELD GOALS ATTEMPTED**

**Game**

1. 30 Dean Tolson vs. TCU, 1972
2. 29 Martin Terry vs. SMU, 1973
- 29 Terry Day vs. Oklahoma, 1957
4. 28 Pat Bradley vs. North Texas, 1999
- 28 Ronnie Garner vs. SMU, 1960
6. 27 Martin Terry vs. TCU, 1973

**Season**

1. 586 Todd Day, 1991
2. 515 Corliss Williamson, 1995
3. 508 Martin Terry, 1973
4. 486 Ron Brewer, 1978
5. 484 Joe Kleine, 1985
6. 483 Todd Day, 1990
7. 460 Marvin Delph, 1977
8. 454 Martin Terry, 1972
9. 452 Marvin Delph, 1978
10. 450 Scotty Thurman, 1995

**Career**

1. 1,744 Todd Day, 1988-92
2. 1,460 Lee Mayberry, 1988-92
3. 1,440 Marvin Delph, 1974-78
4. 1,412 Pat Bradley, 1996-99
5. 1,318 Scotty Thurman, 1993-95
6. 1,223 Scott Hastings, 1978-82
7. 1,220 Sidney Moncrief, 1975-79
8. 1,216 Kareem Reid, 1996-99
9. 1,156 Ron Huery, 1986-91
10. 1,142 Joe Kleine, 1982-85
11. 1,127 Corliss Williamson, 1993-95
12. 1,069 Oliver Miller, 1988-92
13. 1,069 Dean Tolson, 1972-74
14. 1,038 Ron Brewer, 1975-78
15. 1,034 Derek Hood, 1996-99

**SEC Game**

1. 26 Todd Day vs. LSU, 1992
2. 25 Scotty Thurman vs. Ole Miss, 1993
3. 23 Scotty Thurman vs. Alabama, 1995
- 23 Todd Day vs. Vanderbilt, 1992
5. 22 Pat Bradley vs. Kentucky, 1998

**SEC Season**

1. 257 Todd Day, 1992
2. 226 Pat Bradley, 1998
3. 223 Corliss Williamson, 1995
4. 221 Scotty Thurman, 1993
5. 219 Scotty Thurman, 1994

**SEC Career**

1. 695 Pat Bradley, 1996-99
2. 645 Scotty Thurman, 1993-95
3. 545 Kareem Reid, 1996-99
4. 540 Corliss Williamson, 1993-95
5. 506 Derek Hood, 1996-99

**FIELD-GOAL PERCENTAGE**

**Game (Minimum 8 Attempts)**

1. 1.000 Lee Wilson vs. Montevallo (9-9), 1995
- 1.000 Isaiah Morris vs. Mississippi St. (8-8), 1992
- 1.000 Daryll Saulsberry vs. MacMurray (10-10), 1975
- 1.000 Steve Schall vs. Weber St. (9-9), 1979
- 1.000 Joe Kleine vs. St. Peter's (8-8), 1984

**Season (Minimum 60 Attempts)**

1. \*.704 Oliver Miller (254-361), 1991
  2. .699 Leroy Sutton (79-113), 1983
  3. .691 Charles Balentine (47-68), 1983
  4. .687 Sidney Moncrief (90-131), 1976
  5. .662 Leroy Sutton (100-151), 1984
- \* Led the NCAA*

**Career (Minimum 700 Attempts)**

1. .636 Oliver Miller (680-1,069), 1988-92
2. .606 Sidney Moncrief (739-1,220), 1975-79
3. .593 Mario Credit (439-740), 1987-90
4. .585 Joe Kleine (668-1,142), 1983-85
5. .583 Corliss Williamson (657-1,127), 1993-95

**SEC Game (Minimum 9 Attempts)**

1. .889 Corliss Williamson (8-9) vs. LSU, 1993
2. .846 Corliss Williamson (11-13) vs. LSU, 1994
3. .833 Corliss Williamson (10-12) vs. South Carolina, 1994
4. .818 Derek Hood (9-11) vs. Auburn, 1999
5. .818 Oliver Miller (9-11) vs. Mississippi St., 1992

**SEC Season (Minimum 90 Attempts)**

1. .652 Corliss Williamson (129-198), 1994
2. .594 Oliver Miller (82-138), 1992
3. .592 Dwight Stewart (58-98), 1993
4. .588 Corliss Williamson (70-119), 1993
5. .560 Sunday Adebayo (51-91), 1996

**SEC Career (Minimum 200 Attempts)**

1. .585 Corliss Williamson (626-1,070), 1993-95
2. .569 Roger Crawford (124-218), 1993-94
3. .530 Lee Wilson (166-313), 1994-97
4. .517 Corey Beck (226-437), 1993-95
5. .513 Darrell Hawkins (123-240), 1992-93


**SEASON FIELD-GOAL PERCENTAGE LEADERS**  
(Minimum 100 Attempts)

Season	Player	FGM	FGA	Pct.
2003-04	Ronnie Brewer	125	260	.481
2002-03	Dionisio Gomez	91	195	.467
2001-02	Dionisio Gomez	61	116	.526
2000-01	Alonzo Lane	88	171	.515
1999-00	Alonzo Lane	108	193	.560
1998-99	Derek Hood	173	306	#.565
1997-98	Landis Williams	84	139	.604
1996-97	Lee Wilson	84	157	.535
1995-96	Lee Wilson	86	162	.531
1994-95	Corliss Williamson	283	515	.550
1993-94	Corliss Williamson	273	436	.626
1992-93	Corliss Williamson	101	176	.574
1991-92	Oliver Miller	186	309	.602
<b>1990-91</b>	<b>Oliver Miller</b>	<b>254</b>	<b>361</b>	<b>*.704</b>
1989-90	Oliver Miller	152	238	.639
1988-89	Mario Credit	149	246	.606
1987-88	Mario Credit	107	183	.585
1986-87	Mario Credit	77	126	.611
1985-86	Eric Poerschke	56	113	.496
1984-85	Joe Kleine	294	484	.607
1983-84	Leroy Sutton	100	151	.662
1982-83	Leroy Sutton	79	113	.699
1981-82	Tony Brown	109	185	.589
1980-81	Scott Hastings	192	341	.563
1979-80	U.S. Reed	166	298	.557
1978-79	Steve Schall	138	223	.619
1977-78	Sidney Moncrief	209	354	.590
1976-77	Sidney Moncrief	157	242	.649
1975-76	Sidney Moncrief	149	224	.665
1974-75	Kent Allison	172	282	.610
1973-74	Dean Tolson	204	373	.547
1972-73	Martin Terry	264	508	.520
1971-72	Doug Campbell	73	142	.514
1970-71	Donnie Watts	149	290	.514
1969-70	Ricky Tanneberger	75	161	.460
1968-69	Ricky Tanneberger	94	200	.470
1967-68	James Eldridge	155	305	.508
1966-67	Tommy Rowland	148	300	.483
1965-66	J.D. McConnell	120	259	.463
1964-65	John Talkington	107	220	.486
1963-64	Warren Vogel	111	242	.459
	Ricky Sugg	85	185	.459
1962-63	Jim Magness	87	183	.475
1961-62	Jim Wilson	74	163	.454
1960-61	Ronnie Garner	102	212	.482
1959-60	Jerry Carlton	100	231	.433
1958-59	Clyde Rhoden	131	314	.417
1957-58	Jay Carpenter	71	183	.388
1956-57	Fred Grim	107	297	.360
1955-56	Manuel Whitley	135	322	.419
1954-55	Jerald Barnett	88	199	.442
1953-54	Norman Smith	61	155	.393
1952-53	Raymond Shaw	60	151	.398
1951-52	Eugene Lambert Jr.	74	166	.445
1950-51	Billy Hester	71	149	.476


# Led the SEC

\* Led the NCAA


**CAREER FIELD GOALS LEADER**




**Todd Day**  
835, 1989-92



**Marvin Delph**  
762, 1975-78



**Sidney Moncrief**  
739, 1976-79



In seven games against non-conference opponents, Vincent Hunter made 13 of 23 shots for a team-best percentage of .565.



Shots like this helped Ronnie Brewer lead the team with a .481 field goal percentage last year, including a .547 mark (29-53) in six games against ranked team.





**FREE THROWS MADE**

Game		
1.	22	Martin Terry vs. Texas A&M, 1972
2.	19	Vernon Murphy vs. Missouri St. Louis, 1971
3.	18	Tommy Boyer vs. Texas Tech, 1963
4.	17	Corliss Williamson vs. Ole Miss, 1995
	17	Martin Terry vs. Tulane, 1973

Season		
1.	212	Sidney Moncrief, 1979
2.	207	Martin Terry, 1973
	207	Martin Terry, 1972
4.	203	Corliss Williamson, 1995
	203	Sidney Moncrief, 1978
6.	185	Joe Kleine, 1985
7.	165	Todd Day, 1991
8.	163	Joe Kleine, 1984
9.	152	Darrell Walker, 1983
10.	149	Corliss Williamson, 1994

Career		
1.	588	Sidney Moncrief, 1975-79
2.	499	Todd Day, 1988-92
3.	449	Scott Hastings, 1978-82
4.	417	Joe Kleine, 1982-85
5.	414	Martin Terry, 1972-73
6.	413	Corliss Williamson, 1993-95
7.	388	Ron Huery, 1986-91
8.	361	Kareem Reid, 1996-99
9.	333	Darrell Walker, 1980-83
10.	315	Tommy Boyer, 1961-63
11.	309	Oliver Miller, 1988-92
12.	308	U.S. Reed, 1977-81
13.	300	Jerry Carlton, 1960-62
14.	280	Corey Beck, 1993-95
15.	276	Lee Mayberry, 1988-92

SEC Game		
1.	17	Corliss Williamson vs. Ole Miss, 1995
2.	13	Corliss Williamson vs. Mississippi St., 1994
	13	Corliss Williamson vs. LSU, 1995
4.	12	Vincent Hunter vs. Ole Miss, 1/17/04
	12	Corey Beck vs. Alabama, 1994
	12	Lee Mayberry vs. Kentucky, 1992
	12	Todd Day vs. LSU, 1992

SEC Season		
1.	109	Corliss Williamson, 1995
2.	75	Corliss Williamson, 1994
3.	72	Todd Day, 1992
4.	56	Kareem Reid, 1996
5.	54	Ronnie Brewer, 2004
	54	Lee Mayberry, 1992

SEC Career		
1.	229	Corliss Williamson, 1993-95
2.	157	Kareem Reid, 1996-99
3.	137	Pat Bradley, 1996-99
4.	126	Corey Beck, 1993-95
5.	109	Clint McDaniel, 1992-95

**FREE THROWS ATTEMPTED**

Game		
1.	24	Martin Terry vs. Texas A&M, 1972
2.	23	Vernon Murphy vs. Oklahoma, 1971
3.	22	Corliss Williamson vs. Ole Miss, 1995
	22	Lawrence Stolzer vs. Ft. Chaffee, 1957
5.	21	Martin Terry vs. Tulane, 1973

Season		
1.	304	Corliss Williamson, 1995
2.	261	Martin Terry, 1972
3.	257	Joe Kleine, 1985
4.	256	Sidney Moncrief, 1978
5.	248	Sidney Moncrief, 1979
6.	242	Martin Terry, 1973
7.	238	Darrell Walker, 1983
8.	221	Todd Day, 1991
9.	213	Corliss Williamson, 1994
10.	211	Joe Kleine, 1984

Career		
1.	752	Sidney Moncrief, 1975-79
2.	668	Todd Day, 1988-92
3.	615	Corliss Williamson, 1993-95
4.	600	Scott Hastings, 1978-82
5.	577	Joe Kleine, 1982-85
6.	524	Darrell Walker, 1980-83
7.	503	Martin Terry, 1972-73
8.	502	Kareem Reid, 1996-99
9.	494	Ron Huery, 1986-91
10.	478	Oliver Miller, 1988-92
11.	419	U.S. Reed, 1977-81
12.	418	Corey Beck, 1993-95
13.	412	Dean Tolson, 1972-74
14.	401	Clyde Rhoden, 1959-61

SEC Game		
1.	22	Corliss Williamson vs Ole Miss, 1995
2.	18	Corliss Williamson vs. Kentucky, 1994
3.	17	Corliss Williamson vs. LSU, 1995
4.	16	Corey Beck vs. Alabama, 1994
5.	15	Corliss Williamson vs Mississippi St., 1994
	15	Todd Day vs. LSU, 1992

SEC Season		
1.	158	Corliss Williamson, 1995
2.	98	Corliss Williamson, 1994
3.	94	Todd Day, 1992
4.	86	Ronnie Brewer, 2004
5.	83	Corey Beck, 1994

SEC Career		
1.	323	Corliss Williamson, 1993-95
2.	210	Kareem Reid, 1996-99
3.	192	Corey Beck, 1993-95
4.	163	Pat Bradley, 1996-99
5.	150	Derek Hood, 1996-99

**FREE-THROW PERCENTAGE**

Game (Minimum 11 Attempts)		
1.	1.000	Tommy Boyer vs. Texas Tech (18-18), 1963
	1.000	Kareem Reid vs. Memphis (14-14), 1999
	1.000	Scott Hastings vs. Rice (14-14), 1982
	1.000	Ron Huery vs. California (12-12), 1986
	1.000	Sidney Moncrief vs. Houston (11-11), 1979
	1.000	Ron Brewer vs. TCU (11-11), 1978

Season (Minimum 20 Attempts)		
1.	.952	Charles Tatum (20-21), 2001
2.	.939	Rickey Medlock (62-66), 1975
3.	.933	Tommy Boyer (125-134), 1962
4.	.916	Rickey Medlock (87-95), 1974
5.	.915	Robert Birden (65-71), 1975
6.	.914	Darrell Hawkins (74-81), 1992

Career (Minimum 150 Attempts)		
1.	.904	Rickey Medlock (178-197), 1973-75
2.	.892	Tommy Boyer (315-353), 1961-63
3.	.858	Pat Bradley (247-288), 1996-99
4.	.843	Jerry Carlton (300-356), 1960-62
5.	.840	Darrell Hawkins (194-231), 1989-93

SEC Game (Minimum 8 Attempts)		
1.	1.000	Kendrick Davis (9-9) vs. Ole Miss (1/17/04)
	1.000	Eric Ferguson (8-8) vs. Ole Miss (1/17/04)
	1.000	Jannero Pargo (8-8) at Alabama (1/30/02)
	1.000	Jannero Pargo (8-8) vs. Florida (1/26/02)
	1.000	Kareem Reid (8-8) vs. South Carolina, 1998
	1.000	Ali Thompson (9-9) vs. Mississippi St., 1997
	1.000	Pat Bradley (8-8) vs. Kentucky, 1996
	1.000	Scotty Thurman (8-8) vs. Kentucky, 1995
	1.000	Robert Shepherd (10-10) vs. Kentucky, 1993
	1.000	Scotty Thurman (8-8) vs. Alabama, 1993
	1.000	Isaiah Morris (8-8) vs. Mississippi St., 1992

SEC Season (Minimum 30 Attempts)		
1.	.941	Pat Bradley (32-34), 1997
	.941	Darrell Hawkins (32-34), 1992
3.	.881	Jannero Pargo (37-42), 2002
4.	.867	Pat Bradley (39-45), 1998
5.	.864	Robert Shepherd (38-44), 1993


SEC Career (Minimum 60 Attempts)		
1.	.885	Darrell Hawkins (77-87), 1992-93
2.	.863	Jannero Pargo (63-73), 2001-02
3.	.840	Pat Bradley (137-163), 1996-99
4.	.797	Robert Shepherd (51-64), 1992-93
5.	.783	Lee Mayberry (54-69), 1992




**SEASON FREE-THROW PERCENTAGE LEADERS**  
(Minimum 45 Attempts)

Season	Player	FTM	FTA	Pct.
2003-04	Eric Ferguson	48	56	.857
2002-03	Kendrick Davis	53	67	.791
2001-02	Jannero Pargo	57	73	.781
2000-01	Jannero Pargo	43	49	.878
1999-00	Joe Johnson	60	79	.759
1998-99	Pat Bradley	71	86	.826
1997-98	Pat Bradley	74	82	.902
1996-97	Pat Bradley	63	69	.913
1995-96	Pat Bradley	39	51	.765
1994-95	Scotty Thurman	57	73	.781
1993-94	Clint McDaniel	52	69	.754
1992-93	Darrell Hawkins	96	116	.828
1991-92	Darrell Hawkins	74	81	.914
1990-91	Ron Huery	126	150	.840
1989-90	Arlyn Bowers	54	68	.794
1988-89	Lenzie Howell	134	176	.761
1987-88	Allie Freeman	47	55	.855
1986-87	Philip McKellar	51	59	.864
1985-86	Mike Ratliff	94	126	.746
1984-85	William Mills	43	59	.729
1983-84	Joe Kleine	163	211	.773
1982-83	Ricky Norton	36	46	.783
1981-82	Tony Brown	52	68	.765
1980-81	U.S. Reed	106	140	.757
1979-80	U.S. Reed	74	93	.796
1978-79	Sidney Moncrief	212	248	.855
1977-78	Marvin Delph	82	94	.872
1976-77	Jim Counce	35	45	.778
1975-76	Marvin Delph	48	58	.828
1974-75	<b>Rickey Medlock</b>	<b>62</b>	<b>66</b>	<b>.939</b>
1973-74	Rickey Medlock	87	95	*.916
1972-73	Martin Terry	207	242	.855
1971-72	Vernon Murphy	98	119	.824
1970-71	Donnie Watts	62	76	.816
1969-70	James Eldridge	58	81	.716
1968-69	Robert McKenzie	68	84	.810
1967-68	Robert McKenzie	109	132	.826
1966-67	David Self	40	51	.784
1965-66	J.D. McConnell	37	46	.804
1964-65	Steve Rousseau	88	12	.786
1963-64	Ricky Sugg	39	47	.830
1962-63	Tommy Boyer	147	161	*.913
1961-62	Tommy Boyer	125	134	*.933
1960-61	Jerry Carlton	101	117	.863
1959-60	Ronnie Garner	89	112	.794
1958-59	Jay Carpenter	70	96	.729
1957-58	Fred Grim	86	102	.843
1956-57	Larry Grisham	89	113	.788
1955-56	Jerald Barnett	69	93	.742
1954-55	Jerald Barnett	71	95	.747
1953-54	Raymond Shaw	49	69	.710
1952-53	Walter Kearns	46	54	.852
1951-52	Eugene Lambert Jr.	57	86	.663
1950-51	D.L. Miller	57	76	.750
1949-50	Jim Cathcart	63	108	.583

\* Led the NCAA




Jonathon Modica was ninth in the SEC in free throw shooting last year (.782, 111-142) and became the first Razorback to make 100 free throws in a season since Kareem Reid in 1996 (116-169, .686).




Eric Ferguson led the Hogs in free throw shooting last year (.857) and matched a school record in SEC play by going eight-of-eight at the stripe against Ole Miss.

**CAREER FREE THROW LEADERS**



Sidney Moncrief  
588, 1976-79



Todd Day  
499, 1989-92



Scott Hastings  
449, 1979-82





**REBOUNDING**

**Game**

1. 23 Nick Davis vs. Jackson State, 1997
2. 22 Dean Tolson vs. Texas, 1973
- 22 Dean Tolson vs. Rice, 1973
- 22 Dean Tolson vs. TCU, 1972
5. 21 Three times, last by Tolson vs. Rice, 1973

**Season**

1. 349 Derek Hood, 1999
2. 322 Nick Davis, 1998
3. 310 Dean Tolson, 1973
4. 294 Oliver Miller, 1991
- 294 Joe Kleine, 1985
6. 293 Corliss Williamson, 1995
- 293 Joe Kleine, 1984
8. 289 Sidney Moncrief, 1979
9. 278 Sidney Moncrief, 1978
- 278 Dean Tolson, 1974
11. 262 Corliss Williamson, 1994
12. 261 Oliver Miller, 1992
13. 257 Derek Hood, 1997
- 257 Dean Tolson, 1972
15. 240 Andrew Lang, 1987
16. 235 Sidney Moncrief, 1977
17. 233 Ronnie Garner, 1960
- 233 Manuel Whitley, 1956
19. 230 Vernon Murphy, 1971
- 230 Ronnie Garner, 1960

**Career**

1. 1,015 Sidney Moncrief, 1975-79
2. 1,002 Derek Hood, 1996-99
3. 886 Oliver Miller, 1988-92
4. 845 Dean Tolson, 1972-74
5. 806 Joe Kleine, 1982-85
6. 693 Andrew Lang, 1985-88
7. 680 Scott Hastings, 1978-82
8. 673 Todd Day, 1988-92
9. 647 Corliss Williamson, 1993-95
10. 609 Marvin Delph, 1974-78
11. 523 Nick Davis, 1996-98
12. 516 James Eldridge, 1968-70
13. 488 Terry Day, 1955-57
14. 484 Dennis White, 1972-74

**SEC Game**

1. 17 Dionisio Gomez vs. Georgia, 1/18/03
- 17 Derek Hood vs. Mississippi St., 1999
- 17 Nick Davis vs. Alabama, 1998
- 17 Nick Davis vs. Auburn, 1998
5. 16 Nick Davis vs. Georgia, 1996
- 16 Corliss Williamson vs. Kentucky, 1994
- 16 Todd Day vs. Tennessee, 1992

**SEC Season**

1. 152 Derek Hood, 1999
2. 148 Nick Davis, 1998
3. 125 Corliss Williamson, 1994
4. 110 Todd Day, 1992
5. 109 Corliss Williamson, 1995

**SEC Career**

1. 468 Derek Hood, 1996-99
2. 297 Corliss Williamson, 1993-95
3. 247 Nick Davis, 1996-98
4. 227 Scotty Thurman, 1993-95
5. 225 Dionisio Gomez, 2000-03
6. 181 Joe Johnson, 2000-01
7. 167 Dwight Stewart, 1993-95

**REBOUNDING AVERAGE**

**Season**

1. 13.2 Dean Tolson, 1974 (278 in 21 games)
2. 12.4 Dean Tolson, 1973 (310 in 25 games)
3. #10.3 Derek Hood, 1999 (349 in 34 games)
4. 9.9 Dean Tolson, 1972 (257 in 26 games)
5. #9.8 Nick Davis, 1998 (322 in 33 games)

# Led the SEC

**Career**

1. 11.0 Dean Tolson, 1972-74 (845 in 77 games)
2. 8.3 Sidney Moncrief, 1975-79 (1,015 in 122 games)
- 8.3 Vernon Murphy, 1970-71 (282 in 34 games)
4. 8.2 Kent Allison, 1975 (213 in 26 games)
5. 7.7 Manuel Whitley, 1953-56 (374 in 45 games)

**SEC Season**

1. 9.5 Derek Hood (152 in 16 games), 1999
2. 9.3 Nick Davis (148 in 16 games), 1998
3. 7.8 Corliss Williamson (125 in 16 games), 1994
4. 6.9 Todd Day (110 in 16 games), 1992
5. 6.8 Corliss Williamson (109 in 16 games), 1995

**SEC Career**

1. 7.3 Derek Hood (468 in 64 games), 1996-99
2. 6.9 Todd Day (110 in 16 games), 1992
3. 6.6 Corliss Williamson (297 in 44 games), 1993-95
4. 6.5 Oliver Miller (104 in 16 games), 1992
5. 6.0 Joe Johnson (181 in 30 games), 2000-01
6. 5.8 Roosevelt Wallace (93 in 16 games), 1992

**ARKANSAS' 18-REBOUND EFFORTS**

Player	Reb.	Opponent	Year
Nick Davis	23	Jackson St.	1997
Dean Tolson	22	Texas	1973
Dean Tolson	22	Rice	1973
Dean Tolson	22	TCU	1972
Dean Tolson	21	Southern Illinois	1973
Dean Tolson	21	Rice	1973
Doug Campbell	21	Rockhurst	1972
Dean Tolson	20	Rice	1974
John Talkington	20	Texas	1966
Dean Tolson	19	Baylor	1974
Dean Tolson	19	Texas	1974
Dean Tolson	19	TCU	1974
Dean Tolson	19	Rice	1972
Sidney Moncrief	18	Oklahoma	1979
Dean Tolson	18	TCU	1974
Jay Carpenter	18	Wichita St.	1957

Rashard Sullivan recorded UA's high rebounding game last season with a career-high 12 against Western Carolina.

**SEASON REBOUNding LEADERS**


Season	Player	Games	Reb.	Avg.
2003-04	Ronnie Brewer	28	153	5.5
2002-03	Dionisio Gomez	28	186	6.6
2001-02	Dionisio Gomez	28	139	5.0
2000-01	Joe Johnson	30	193	6.4
1999-00	Joe Johnson	23	132	5.7
1998-99	Derek Hood	34	349	#10.3
1997-98	Nick Davis	33	322	#9.8
1996-97	Derek Hood	32	257	#8.0
1995-96	Derek Hood	33	200	6.1
1994-95	Corliss Williamson	39	293	7.5
1993-94	Corliss Williamson	34	262	7.7
1992-93	Darrell Hawkins	31	140	4.5
1991-92	Oliver Miller	34	261	7.7
1990-91	Oliver Miller	38	294	7.7
1989-90	Oliver Miller	35	219	6.3
1988-89	Lenzie Howell	32	224	7.0
1987-88	Andrew Lang	30	218	7.3
1986-87	Andrew Lang	32	240	7.5
1985-86	Andrew Lang	26	168	6.5
1984-85	Joe Kleine	35	294	8.4
1983-84	Joe Kleine	32	293	9.2
1982-83	Joe Kleine	30	219	7.3
1981-82	Scott Hastings	29	175	6.0
1980-81	Scott Hastings	32	173	5.4
1979-80	Scott Hastings	29	194	6.7
1978-79	Sidney Moncrief	30	289	9.6
1977-78	Sidney Moncrief	36	278	7.7
1976-77	Sidney Moncrief	28	235	8.4
1975-76	Sidney Moncrief	28	213	7.6
1974-75	Kent Allison	26	213	8.2
<b>1973-74</b>	<b>Dean Tolson</b>	<b>21</b>	<b>278</b>	<b>13.2</b>
1972-73	Dean Tolson	25	310	12.4
1971-72	Dean Tolson	26	257	9.9
1970-71	Vernon Murphy	26	230	8.8
1969-70	Robert McKenzie	24	181	7.5
1968-69	James Eldridge	24	169	7.0
1967-68	Gary Stephens	24	182	7.6
1966-67	Tommy Rowland	23	206	9.0
1965-66	John Talkington	23	196	8.5
	J. D. McConnell	23	196	8.5
1964-65	J. D. McConnell	22	153	7.0
1963-64	Jim Magness	23	129	5.6
1962-63	Jim Wilson	24	181	7.5
1961-62	Jim Wilson	24	158	6.6
1960-61	Ronnie Garner	23	180	7.8
1959-60	Ronnie Garner	24	230	9.6
1958-59	Jay Carpenter	24	211	8.8
1957-58	Harry Thompson	24	204	8.5
1956-57	Terry Day	24	216	9.0
1955-56	Manuel Whitley	24	233	9.7
1954-55	Pete Butler	24	173	7.2
1953-54	Raymond Shaw	23	138	6.0
1952-53	Walter Kearns	21	143	6.8

# Led the SEC


**CAREER REBOUNding LEADERS**




**Sidney Moncrief**  
1,015, 1976-79



**Derek Hood**  
1,002, 1996-99



**Oliver Miller**  
886, 1989-92



Matt Jones averaged a team-leading 6.2 rebounds in five games against ranked teams.



Over the last five games of the year in 2004, Jonathon Modica was UA's top rebounder with 6.0 per game.



**STEALS**

**Game**

1.	9	Robert Shepherd vs. Arizona, 1994
2.	8	Clint McDaniel vs. Florida A&M, 1994
	8	Darrell Hawkins vs. Holy Cross, 1993
	8	Keith Wilson vs. Rice, 1989
	8	Alvin Robertson vs. Virginia, 1984
	8	Alvin Robertson vs. Purdue, 1983
	8	Todd Day vs. Texas A&M, 1991

**Season**

1.	#102	Clint McDaniel, 1995
2.	100	Lee Mayberry, 1991
3.	97	Keith Wilson, 1989
4.	92	Alvin Robertson, 1984
5.	88	Alvin Robertson, 1983
6.	87	Robert Shepherd, 1993
7.	85	Todd Day, 1991
8.	83	Arlyn Bowers, 1990
9.	82	Todd Day, 1990
	82	Ron Huery, 1990

# SEC Record

**Career**

1.	291	Lee Mayberry, 1988-92
2.	271	Todd Day, 1988-92
3.	251	Kareem Reid, 1996-99
4.	230	Darrell Walker, 1980-83
5.	226	Clint McDaniel, 1992-95
6.	217	Alvin Robertson, 1981-84
7.	207	Ron Huery, 1986-91
8.	188	Keith Wilson, 1986-88
9.	182	Corey Beck, 1993-95
10.	171	Ron Brewer, 1975-78

**SEC Game**

1.	7	Todd Day vs. Vanderbilt, 1992
2.	6	Ronnie Brewer vs. Florida, 2/28/04
	6	Clint McDaniel vs. Ole Miss, 1995
	6	Clint McDaniel vs. Ole Miss, 1994
	6	Todd Day vs. LSU, 1992
	6	Lee Mayberry vs. Vanderbilt, 1992

**SEC Season**

1.	45	Robert Shepherd, 1993
2.	43	Todd Day, 1992
3.	38	Ronnie Brewer, 2003
4.	36	Lee Mayberry, 1992
	36	Clint McDaniel, 1995
6.	35	Corey Beck, 1994

**SEC Career**

1.	121	Kareem Reid, 1996-99
2.	91	T.J. Cleveland, 1999-02
3.	87	Clint McDaniel, 1992-95
4.	75	Corey Beck, 1993-95
5.	72	Pat Bradley, 1996-99


**SEASON STEALS LEADERS**

Season	Player	Games	Steals	Avg.
2003-04	Ronnie Brewer	28	57	2.04
2002-03	Eric Ferguson	28	52	1.86
2001-02	T.J. Cleveland	29	56	1.93
2000-01	T. J. Cleveland	31	61	1.97
1999-00	T. J. Cleveland	26	70	2.70
1998-99	Kareem Reid	34	57	1.68
1997-98	Kareem Reid	32	61	1.91

1996-97	Kareem Reid	32	68	2.13
1995-96	Kareem Reid	33	65	1.97
1994-95	Clint McDaniel	37	102	2.76
1993-94	Corey Beck	34	68	2.00
1992-93	Robert Shepherd	31	87	#2.81
1991-92	Lee Mayberry	34	75	2.21
1990-91	Lee Mayberry	38	100	2.63
1989-90	Todd Day	35	82	2.34
1988-89	Keith Wilson	32	97	3.03
1987-88	Tim Scott	30	52	1.73
1986-87	Ron Huery	33	59	1.79
1985-86	Byron Irvin	28	31	1.11
1984-85	Charles Balentine	35	45	1.29
1983-84	Alvin Robertson	32	92	2.88
<b>1982-83</b>	<b>Alvin Robertson</b>	<b>28</b>	<b>88</b>	<b>3.14</b>
1981-82	Darrell Walker	29	67	2.31
1980-81	Darrell Walker	31	79	2.55
1979-80	U.S. Reed	29	36	1.24
1978-79	Sidney Moncrief	30	44	1.47
1977-78	Ron Brewer	36	77	2.14


# Led the SEC

Eric Ferguson has 89 steals over the last two seasons.




Ronnie Brewer led the team last year and ranked fourth in the SEC with 2.04 steals per game.


**CAREER STEALS LEADERS**



Lee Mayberry  
291, 1989-92



Todd Day  
271, 1989-92



Kareem Reid  
251, 1996-99



**ASSISTS**

Game		
1.	15	Kareem Reid vs Jackson St., 1996
2.	14	Kareem Reid vs. Troy St., 1996
	14	Kareem Reid vs. LSU, 1996
4.	13	Lee Mayberry vs Texas A&M, 1991
5.	12	Kareem Reid vs Florida, 1996

Season		
1.	219	Kareem Reid, 1996
2.	209	Lee Mayberry, 1991
3.	207	Corey Beck, 1995
4.	202	Lee Mayberry, 1992
5.	191	Alvin Robertson, 1984
6.	183	Lee Mayberry, 1990
7.	182	Kareem Reid, 1997
8.	181	Kareem Reid, 1999
9.	169	Corey Beck, 1994
10.	166	Kareem Reid, 1998

Career		
1.	748	Kareem Reid, 1996-99
2.	729	Lee Mayberry, 1988-92
3.	483	Corey Beck, 1993-95
4.	351	Ron Huery, 1986-91
5.	341	Alvin Robertson, 1981-84
6.	319	Todd Day, 1988-92
7.	303	Keith Wilson, 1986-89
8.	302	Darrell Walker, 1980-83
9.	296	Oliver Miller, 1988-92
10.	254	Scotty Thurman, 1993-95

SEC Game		
1.	14	Kareem Reid vs. LSU, 1996
2.	12	Kareem Reid vs. Florida, 1995
	12	Oliver Miller vs. LSU, 1992
4.	10	Five times (last by Kareem Reid vs. Auburn, 1999)


SEC Season		
1.	107	Kareem Reid, 1996
2.	93	Lee Mayberry, 1992
3.	87	Corey Beck, 1994
4.	84	Clint McDaniel, 1995
5.	75	Kareem Reid, 1997
	75	Kareem Reid, 1998

SEC Career		
1.	326	Kareem Reid, 1996-99
2.	231	Corey Beck, 1993-95
3.	112	T.J. Cleveland, 1999-02
4.	107	Scotty Thurman, 1993-95
5.	98	Clint McDaniel, 1992-95

**SEASON ASSISTS LEADERS**

Season	Player	Games	Assists	Avg.
2003-04	Ronnie Brewer	28	94	3.36
2002-03	Eric Ferguson	28	91	3.25
2001-02	Jannero Pargo	29	96	3.31
2000-01	T. J. Cleveland	31	83	2.68
1999-00	T. J. Cleveland	26	76	2.92
1998-99	Kareem Reid	34	181	5.32
1997-98	Kareem Reid	32	166	5.18
1996-97	Kareem Reid	32	183	#5.72
<b>1995-96</b>	<b>Kareem Reid</b>	<b>33</b>	<b>219</b>	<b>6.64</b>
1994-95	Corey Beck	39	207	5.31
1993-94	Corey Beck	34	169	4.97
1992-93	Corey Beck	30	107	3.57
1991-92	Lee Mayberry	34	202	5.94
1990-91	Lee Mayberry	38	209	5.50
1989-90	Lee Mayberry	35	183	5.23
1988-89	Keith Wilson	32	138	4.31
1987-88	Keith Wilson	28	80	2.86
1986-87	Ron Huery	33	89	2.70
1985-86	Scott Rose	24	60	2.50
1984-85	William Mills	32	143	4.47
1983-84	Alvin Robertson	32	191	5.97
1982-83	Alvin Robertson	28	101	3.61
1981-82	Darrell Walker	29	101	3.48
1980-81	Darrell Walker	31	103	3.32
1979-80	Alan Zahn	29	74	2.55
1978-79	Sidney Moncrief	30	80	2.67
1977-78	Jim Counce	36	119	3.31

# Led the SEC




Ronnie Brewer was eighth in the SEC last year with 3.4 assists per game.




Eric Ferguson matched Ronnie Brewer's team high for assists in a game last year with eight against North Texas.


**CAREER ASSISTS LEADERS**



**Kareem Reid**  
748, 1996-99



**Lee Mayberry**  
729, 1989-92



**Corey Beck**  
483, 1993-95





**BLOCKED SHOTS**

**Game**

1.	10	Oliver Miller vs. Texas, 1990
2.	9	Oliver Miller vs. Louisiana Tech, 1991
	9	Oliver Miller vs. South Alabama, 1991
4.	8	Andrew Lang vs. Texas Tech, 1987
	8	Andrew Lang vs. Rice, 1987
6.	7	Nick Davis vs. Alabama St., 1998
	7	Nick Davis vs. Mississippi St., 1998
	7	Oliver Miller vs. Rice, 1990

**Season**

1.	112	Oliver Miller, 1991
2.	88	Oliver Miller, 1992
3.	85	Oliver Miller, 1990
	85	Andrew Lang, 1987
5.	80	Nick Davis, 1998

**Career**

1.	345	Oliver Miller, 1988-92
2.	252	Andrew Lang, 1985-88
3.	130	Nick Davis, 1996-98
4.	103	Derek Hood, 1996-99
5.	102	Todd Day, 1988-92
6.	97	Lee Wilson, 1994-97
7.	94	Corliss Williamson, 1993-95

**SEC Game**

1.	9	Nick Davis, vs. Mississippi St., 1998
2.	6	Nick Davis vs. Tennessee, 1998
	6	Nick Davis vs. Tennessee, 1998
4.	5	Rashard Sullivan at Ole Miss, 3/6/04
	5	Larry Satchell vs. Auburn, 2001
	5	Alonzo Lane vs. Alabama, 2000
	5	Nick Davis vs. Auburn, 1997
	5	Corliss Williamson vs. LSU, 1993
	5	Oliver Miller vs. Ole Miss, 1992
	5	Oliver Miller vs. Tennessee, 1992

**SEC Season**

1.	44	Nick Davis, 1998
2.	40	Oliver Miller, 1992
3.	30	Larry Satchell, 2001
4.	28	Chris Jefferies, 1999
5.	24	Larry Satchell, 2003
6.	18	Corliss Williamson, 1993
7.	18	Lee Wilson, 1996


**SEC Career**

1.	74	Larry Satchell, 2000-03
2.	65	Nick Davis, 1996-98
3.	45	Corliss Williamson, 1993-95
4.	43	Derek Hood, 1996-99
5.	40	Oliver Miller, 1992
6.	37	Alonzo Lane, 2000-03
7.	35	Lee Wilson, 1994-97

**SEASON BLOCKED SHOTS LEADERS**


Season	Player	Games	Blocks	Avg.
2003-04	Rashard Sullivan	26	28	1.08
2002-03	Larry Satchell	24	29	1.21
2001-02	Larry Satchell	26	20	0.78
2000-01	Larry Satchell	31	45	1.50
1999-00	Alonzo Lane	34	34	1.00
1998-99	Chris Jefferies	34	46	1.35
1997-98	Nick Davis	33	80	2.42
1996-97	Nick Davis	27	31	1.15
1995-96	Lee Wilson	33	32	0.97
1994-95	Corliss Williamson	39	33	0.85
1993-94	Corliss Williamson	34	39	1.15
1992-93	Corliss Williamson	18	22	1.22
1991-92	Oliver Miller	34	88	2.59
<b>1990-91</b>	<b>Oliver Miller</b>	<b>38</b>	<b>112</b>	<b>2.95</b>
1989-90	Oliver Miller	35	85	2.43
1988-89	Oliver Miller	30	60	2.00
1987-88	Andrew Lang	30	79	2.63
1986-87	Andrew Lang	32	85	2.66
1985-86	Andrew Lang	26	65	2.50
1984-85	Andrew Lang	33	23	0.70
1983-84	Joe Kleine	32	21	0.66
1982-83	Darrell Walker	30	11	0.37
1981-82	Scott Hastings	29	23	0.79
1980-81	Darrell Walker	31	28	0.90
1979-80	Scott Hastings	29	17	0.59
1978-79	U.S. Reed	30	19	0.63
	Steve Schall	30	19	0.63
1977-78	Steve Schall	36	47	1.31

Vincent Hunter blocked 22 shots last year and was fifth among all SEC freshmen with 0.92 per game.




Ronnie Brewer was one of three Razorbacks with 20 or more blocked shots last year and he was sixth among all SEC freshmen with 0.71 per contest.


**CAREER BLOCKED SHOTS LEADERS**



**Oliver Miller**  
345, 1989-92



**Andrew Lang**  
252, 1985-88



**Nick Davis**  
130, 1996-98



**ALL-TIME TEAM RECORDS**

**Most Points**

Game: 166 vs. U.S. International, 12/9/89  
 Season: \*3,783, 1991  
 SEC Game: 117 vs. Auburn, 1/15/94  
 SEC Season: 1,468, 1992

**Best Scoring Average**

Season: 99.6, 1991  
 SEC Season: 91.8, 1992

**Most Field Goals**

Game: 68 vs. U.S. International, 12/9/89  
 Season: 1,414, 1991  
 SEC Game: 43 vs. Auburn, 1/15/94  
 SEC Season: 529, 1992

**Most Field Goals Attempted**

Game: 101 vs. U.S. International, 12/9/89  
 Season: 2,820, 1991  
 SEC Game: 88 vs. Mississippi St., 2/20/93  
 SEC Season: 1,075, 1992

**Best Field-Goal Percentage**

Game: .794 vs. Texas Tech (27-34), 2/20/79  
 Season: \*.546, 1978 (1,060-1,943)  
 SEC Game: .621 vs. Mississippi St. (41-66), 2/20/93  
 SEC Season: .497, 1993 (521-1,049)

**Most Three-Point Field Goals**

Game: 21 vs. Troy St., 12/10/96  
 Season: \*\*361, 1995  
 SEC Game: 17 vs. Auburn, 1/15/95; vs. Auburn, 2/21/98  
 SEC Season: 143, 1995

**Most Three-Point Field Goals Attempted**

Game: 54 vs. North Texas, 12/30/98  
 Season: 917, 1995  
 SEC Game: 36 vs. Auburn, 1/15/95; vs. LSU, 1/27/99  
 SEC Season: 391, 2002

**Best Three-Point Field Goal Percentage**

Game: .667 vs. Western Carolina (Min. 8 Att.) (14-21), 12/7/98  
 Season: .395 (210-532), 1993  
 SEC Game: .625 vs. Auburn (10-16), 1/4/92  
 SEC Season: .400 (110-275), 1992

**Most Free Throws**

Game: 48 vs. Ole Miss, 1/17/04  
 Season: 713, 1991  
 SEC Game: 48 vs. Ole Miss, 1/17/04  
 SEC Season: 300, 1992

**Most Free Throws Attempted**

Game: 65, vs. TCU, 3/1/55  
 Season: 975, 1991  
 SEC Game: 53 vs. Ole Miss, 1/17/04  
 SEC Season: 400, 1992

**Best Free-Throw Percentage**

Game: 1.000 vs. Texas Tech (12 of 12), 1/8/66; 1.000 vs. Centenary (12-12), 1/9/75; 1,000 vs. S. Carolina (1-1), 2001  
 Season: .776, 1962 (502-646)  
 SEC Game: .923 vs. Vanderbilt (12-13), 2/8/97; .923 vs. Tennessee (12-13), 2/16/93  
 SEC Season: .750 (300 of 400), 1992

**Most Rebounds**

Game: 77 vs. Jackson St., 11/22/02  
 Season: 1,540, 1991  
 SEC Game: 61 vs. Ole Miss, 1/18/92  
 SEC Season: 616, 1994

**Best Rebound Average**

Season: 52.0, 1974  
 SEC Season: 38.5, 1994

**Steals**

Game: 26 vs. La.-Monroe, 11/25/00  
 Season: \*467, 1991  
 SEC Game: 21 vs. Mississippi St., 1/15/92  
 SEC Season: 185, 1992

**Assists**

Game: 47 vs. U.S. International, 12/9/89  
 Season: 819, 1991  
 SEC Game: 32 vs. Mississippi St., 2/20/93  
 SEC Season: 299, 1993

**Blocked Shots**

Game: 18 vs. Missouri, 12/5/95  
 Season: 229, 1991  
 SEC Game: 10 vs. Georgia, 2/15/97, vs. Alabama, 1/19/00  
 SEC Season: 78, 1998

**Personal Fouls**

Game: 38 vs. Missouri, 12/3/60  
 Season: 789, 1995  
 SEC Game: 33 vs. Ole Miss, 1/9/99  
 SEC Season: 364, 1993

**Turnovers**

Game: 32 vs. Grambling, 11/28/86  
 Season: 633, 1995  
 SEC Game: 28 vs. Auburn, 2/5/00  
 SEC Season: 258, 2003

\* Led the NCAA  
 \*\* All-Time NCAA Record

**GAMES**

**Season**

- 1. \*39 1994-95 (32-7)
- 2. 38 1990-91 (34-4)
- 3. 35 1989-90 (30-5)
- 35 1984-85 (22-13)
- 5. 34 1993-94 (31-3)
- 34 1991-92 (26-8)
- 34 1998-99 (23-11)
- 34 1999-2000 (19-15)
- 9. 33 1997-98 (24-9)
- 33 1995-96 (20-13)
- 33 1986-87 (19-14)

\* Led the NCAA

**SEC Season**

- 1. 16 13 Times

**WINS**

**Season**

- 1. \*34 1990-91 (4 loss)
- 2. 32 1994-95 (7 loss)
- 32 1977-78 (4 loss)
- 4. 31 1993-94 (3 loss)
- 5. 30 1989-90 (5 loss)
- 6. 26 1991-92 (8 loss)
- 26 1982-83 (4 loss)
- 26 1976-77 (2 loss)
- 9. 25 1988-89 (7 loss)
- 25 1983-84 (7 loss)
- 25 1978-79 (5 loss)

\* Led the NCAA

**SEC Season**

- 1. 14 1994 (2 loss)
- 2. 13 1992 (3 loss)
- 3. 12 1995 (4 loss)
- 4. 11 1998 (5 loss)
- 5. 10 2001 (6 loss)
- 10 1993 (6 loss)
- 6. 9 1999 (7 loss)
- 9 1996 (7 loss)
- 8. 8 1997 (8 loss)
- 9. 7 2000 (9 loss)

**LOSSES**

**Season**

- 1. 21 1970-71 (5 wins)
- 2. 19 2002-03 (9 wins)
- 3. 19 1969-70 (5 wins)
- 4. 18 1971-72 (8 wins)
- 5. 17 1966-67 (6 wins)
- 6. 16 2003-04 (12 wins)
- 16 1973-74 (10 wins)
- 16 1985-86 (12 wins)
- 8. 15 1999-2000 (19 wins)
- 9. 14 1996-97 (18 wins)
- 14 1986-87 (19 wins)
- 14 1968-69 (10 wins)
- 14 1967-68 (10 wins)
- 14 1963-64 (9 wins)
- 14 1958-59 (9 wins)
- 14 1951-52 (10 wins)

**SEC Season**

- 1. 12 2004 (4 wins)
- 12 2003 (4 wins)
- 3. 10 2002 (6 wins)
- 4. 9 2000 (7 wins)
- 5. 8 1997 (8 wins)
- 6. 7 1999 (9 wins)
- 7 1996 (9 wins)
- 8. 6 2001 (10 wins)
- 6 1993 (10 wins)

**WINNING PERCENTAGE**

**Season**

- 1. .950 1928-29 (19-1)
- .950 1927-28 (19-1)
- 3. .929 1976-77 (26-2)
- 4. .920 1925-26 (23-2)
- 5. .912 1993-94 (31-3)
- 6. .895 1990-91 (34-4)
- 7. .889 1935-36 (24-3)
- .889 1977-78 (32-4)
- 9. .875 1926-27 (14-2)
- 10. .870 1940-41 (20-3)

**SEC Season**

- 1. .875 1994 (14-2)
- 2. .813 1992 (13-3)
- 3. .750 1995 (12-4)
- 4. .688 1998 (11-5)
- 5. .625 2001 (10-6)
- .625 1993 (10-6)
- 7. .563 1999 (9-7)
- 8. .563 1996 (9-7)
- 9. .500 1997 (8-8)
- 10. .438 2000 (7-9)

**POINTS**

**Game**

- 1. 166 vs. U.S. International (101), 12/9/89
- 2. 137 vs. Troy St. (70), 1997
- 3. 131 vs. Montevallo (63), 1994
- 131 vs. Baylor (109), 1972
- 5. 129 vs. Texas Southern (63), 1994
- 6. 128 vs. Bethune-Cookman (46), 1992
- 7. 127 vs. Jackson St. (74), 1997
- 8. 126 vs. Jackson St. (66), 1991
- 9. 123 vs. Delaware St. (66), 1994
- 123 vs. Quincy College (60), 1992
- 123 vs. Jackson St. (76), 1992

**Season**

- 1. \*3,783 1990-91 (38 games)
- 2. \*#3,416 1994-95 (39 games)
- 3. 3,345 1989-90 (35 games)
- 4. 3,176 1993-94 (34 games)
- 5. 3,053 1991-92 (34 games)
- 6. 2,870 1988-89 (32 games)
- 7. 2,716 1997-98 (33 games)
- 8. 2,705 1977-78 (36 games)
- 9. 2,695 1992-93 (31 games)
- 10. 2,675 1998-99 (34 games)

\* Led the NCAA

# SEC Record





**SEC Game**

1.	117	vs. Auburn (105), 1994
2.	115	vs. Mississippi St. (58), 1993
3.	114	vs. Ole Miss (93), 1992
4.	110	vs. Auburn (92), 1992
5.	108	vs. LSU (105), 1994
6.	107	vs. Auburn (83), 1998
7.	106	vs. LSU (92), 1992
8.	105	vs. LSU (81), 1995
	105	vs. Kentucky (88), 1992
10.	104	vs. Auburn (88), 1999

**SEC Season**

1.	1,468	1992 (16 games)
2.	1,408	1993 (16 games)
3.	1,390	1994 (16 games)
4.	1,362	1995 (16 games)
5.	1,293	1998 (16 games)
6.	1,198	1996 (16 games)
7.	1,191	1999 (16 games)
8.	1,163	2001 (16 games)
9.	1,162	1997 (16 games)
10.	1,138	2000 (16 games)

**SCORING AVERAGE**

**Season**

1.	99.6	1990-91 (3783 points - 38 games)
2.	95.6	1989-90 (3345 points - 35 games)
3.	#93.4	1993-94 (3176 points - 34 games)
4.	#89.8	1991-92 (3053 points - 34 games)
5.	89.7	1988-89 (2870 points - 32 games)
6.	88.5	1971-72 (2301 points - 26 games)
7.	#87.6	1994-95 (3416 points - 31 games)
8.	86.9	1992-93 (2695 points - 31 games)
9.	86.3	1970-71 (2245 points - 26 games)
10.	85.1	1973-74 (2212 points - 26 games)

# Led the SEC

**SEC Season**

1.	91.8	1992 (1,468 points - 16 games)
2.	88.0	1993 (1,408 points - 16 games)
3.	86.9	1994 (1,390 points - 16 games)
4.	85.1	1995 (1,362 points - 16 games)
5.	80.8	1998 (1,293 points - 16 games)
6.	74.9	1996 (1,198 points - 16 games)
7.	74.4	1999 (1,191 points - 16 games)
8.	72.7	2001 (1,163 points - 16 games)
9.	72.6	1997 (1,162 points - 16 games)
10.	71.2	2002 (1,140 points - 16 games)

**FIELD GOALS MADE**

**Game**

1.	68	vs. U.S. International, 12/9/89
2.	57	vs. Troy St., 1999
3.	51	vs. Baylor, 1972
4.	50	vs. Montevallo, 1994
	50	vs. Quincy College, 1992
6.	48	vs. Montevallo, 1995
	48	vs. Delaware St., 1994
	48	vs. Bethune-Cookman, 1992
	48	vs. TCU, 1976
	48	vs. Jackson St., 1992
11.	47	vs. Centenary, 1995
	47	vs. Oklahoma, 1991
	47	vs. Loyola-Marymount, 1989
	47	vs. Oklahoma, 1991
15.	46	vs. Texas Southern, 1994
	46	vs. Rice, 1974

**Season**

1.	1,414	1990-91 (2,820 attempts)
2.	1,229	1989-90 (2,440 attempts)
3.	1,223	1994-95 (2,634 attempts)
4.	1,154	1993-94 (2,363 attempts)
5.	1,128	1991-92 (2,275 attempts)
6.	1,071	1988-89 (2,172 attempts)
7.	1,060	1977-78 (1,943 attempts)
8.	995	1992-93 (2,039 attempts)
9.	984	1997-98 (2,208 attempts)
10.	980	1998-99 (2,206 attempts)

**SEC Game**

1.	43	vs. Auburn (83 attempts), 1994
2.	41	vs. Miss. St. (66 attempts), 1993
	41	vs. LSU (84 attempts), 1993
4.	40	vs. Auburn (73 attempts), 1998
5.	38	vs. Vanderbilt (76 attempts), 1993
	38	vs. Ole Miss (81 attempts), 1992
	38	vs. Ole Miss (83 attempts), 1992
8.	37	vs. LSU (64 attempts), 1992
	37	vs. Vanderbilt (68 attempts), 1993
	37	vs. Vanderbilt (73 attempts), 1992
	37	vs. Miss. St. (77 attempts), 1997
	37	vs. Florida (77 attempts), 1995
	37	vs. Florida (82 attempts), 1998

**SEC Season**

1.	529	1992 (1,075 attempts)
2.	521	1993 (1,049 attempts)
3.	502	1994 (1,058 attempts)
4.	472	1998 (1,065 attempts)
5.	469	1995 (1,048 attempts)
6.	443	1996 (1,021 attempts)
7.	432	1999 (1,006 attempts)
8.	422	1997 (1,007 attempts)
9.	418	2000 (991 attempts)

**FIELD GOALS ATTEMPTED**

**Game**

1.	101	vs. U.S. International, 12/9/89
2.	99	vs. Troy St., 1999
3.	97	vs. Western Kentucky, 1974
4.	95	vs. Texas, 1957
5.	94	vs. Jackson St., 1991
	94	vs. TCU, 1964
	94	vs. Jackson St., 1992

**Season**

1.	2,820	1990-91 (1,414 made)
2.	2,634	1994-95 (1,223 made)
3.	2,440	1989-90 (1,229 made)
4.	2,363	1993-94 (1,154 made)
5.	2,275	1991-92 (1,128 made)
6.	2,208	1997-98 (984 made)
7.	2,206	1998-99 (980 made)
8.	2,172	1988-89 (1,071 made)
9.	2,168	1999-2000 (931 made)
10.	2,143	1995-96 (947 made)

**SEC Game**

1.	88	vs. Tennessee (35 made), 1993
2.	84	vs. LSU (41 made), 1994
3.	83	vs. Auburn (43 made), 1994
4.	83	vs. Ole Miss (38 made), 1992
5.	82	vs. Florida (37 made), 1998
6.	81	vs. Ole Miss (38 made), 1992
7.	80	vs. Auburn (31 made), 1995

8.	78	vs. Alabama (36 made), 1994
9.	77	vs. Mississippi St. (37 made), 1997
	77	vs. Florida (37 made), 1995
	77	vs. LSU (35 made), 1999
	77	vs. Mississippi St. (26 made), 1994

**SEC Season**

1.	1,075	1992 (529 made)
2.	1,065	1998 (472 made)
3.	1,058	1994 (502 made)
4.	1,049	1993 (521 made)
5.	1,048	1995 (469 made)
6.	1,021	1996 (443 made)
7.	1,007	1997 (422 made)
8.	1,006	1999 (432 made)
9.	991	2000 (418 made)

**FIELD-GOAL PERCENTAGE**

**Game**

1.	.794	vs. Texas Tech, 1979 (27 of 34)
2.	.744	vs. Baylor, 1979 (29 of 39)
3.	.727	vs. Alabama St., 1984 (32 of 44)
4.	.707	vs. Rice, 1978 (29 of 41)
5.	.683	vs. SMU, 1984 (28 of 41)
6.	.680	vs. Wake Forest, 1977 (34 of 50)
7.	.679	vs. Rice, 1983 (36 of 53)
8.	.676	vs. Texas, 1985 (25 of 37)
9.	.673	vs. U.S. International, 1990 (68 of 101)
	.673	vs. SE Missouri St., 1984 (37 of 55)
11.	.671	vs. Baylor, 1990 (43 of 64)
12.	.667	vs. Texas A&M, 1982 (34 of 51)
	.667	vs. Nebraska, 1982 (26 of 39)
	.667	vs. TCU, 1978 (28 of 42)
	.667	vs. SW Missouri St., 1979 (38 of 57)

**Season**

1.	*.546	1977-78 (1,060-1,943)
2.	*.545	1976-77 (849-1,558)
3.	.537	1983-84 (831-1,547)
4.	.535	1978-79 (849-1,587)
5.	.534	1981-82 (806-1,510)
6.	.531	1975-76 (910-1,715)
7.	.530	1974-75 (807-1,524)
8.	.525	1982-83 (833-1,586)
9.	.522	1980-81 (850-1,629)
10.	.515	1984-85 (899-1,744)

\* Led the NCAA

**SEC Game**

1.	.621	vs. Mississippi St. (41-66), 1993
2.	.607	vs. Auburn (34-56), 1992
3.	.586	vs. LSU (34-58), 1993
4.	.578	vs. LSU (37-64), 1992
5.	.571	vs. Alabama (32-56), 1/20/01
	.571	vs. Georgia (36-63), 1993
7.	.564	vs. Mississippi St. (31-55), 1992



This bucket by Rashard Sullivan helped Arkansas improve its field goal percentage from .393 in 2003 to .416 last season.





- 8. .550 vs. Kentucky (33-60), 1993
- 9. .548 vs. Auburn (40-73), 1998
- 10. .547 vs. LSU (35-64), 1992
- .547 vs. Mississippi St. (35-64), 1992

**SEC Season**

- 1. .497 1993 (521-1,049)
- 2. .492 1992 (529-1,075)
- 3. .474 1994 (502-1,058)
- 4. .448 1995 (469-1,048)
- 5. .443 1998 (472-1,065)
- 6. .434 1996 (443-1,021)
- 7. .429 1999 (432-1,006)
- 8. .423 2002 (404-956)
- 9. .422 2000 (418-991)
- 10. .420 2001 (409-973)

**THREE-POINT FIELD GOALS**

**Game**

- 1. #21 vs. Troy State (37 attempts), 12/10/96
- 2. 20 vs. Texas Southern (36 attempts), 1994
- 3. 19 vs. North Texas (54 attempts), 1999
- 19 vs. Montevallo (36 attempts), 1994
- 5. 18 vs. Delaware St. (45 attempts), 1994
- 6. 17 vs. Auburn (28 attempts), 1998
- 17 vs. Auburn (36 attempts), 1995
- 8. 16 vs. Louisville (36 attempts), 1998
- 16 vs. Missouri (25 attempts), 1994
- 10. 15 vs. Centenary (36 attempts), 11/28/00
- 15 vs. Providence (27 attempts), 1999
- 15 vs. Jackson St. (29 attempts), 1997
- 15 vs. Northern Arizona (33 attempts), 1997

**# SEC Record**

**Season**

- 1. \*\*361 1994-95 (917 attempts)
- 2. 301 1993-94 (777 attempts)
- 3. 296 1998-99 (808 attempts)
- 4. 292 1999-00 (832 attempts)
- 5. 274 1996-97 (736 attempts)
- 6. 273 2000-01 (741 attempts)
- 7. 242 1990-91 (633 attempts)
- 8. 237 1997-98 (671 attempts)
- 9. 232 2001-02 (694 attempts)
- 10. 210 1992-93 (532 attempts)

\*\* All-Time NCAA Record

**SEC Game**

- 1. 17 vs. Auburn (28 attempts), 1998
- 17 vs. Auburn (36 attempts), 1995
- 3. 14 vs. Vanderbilt (25 attempts), 1995
- 14 vs. LSU (34 attempts), 1994
- 5. 13 at Miss. St. (28 attempts), 2/27/02
- 13 at LSU (31 attempts), 1/13/02
- 13 vs. LSU (24 attempts), 2/17/01
- 13 vs. Georgia (26 attempts), 3/3/01
- 13 vs. LSU (23 attempts), 1992
- 13 vs. Alabama (31 attempts), 1994
- 13 vs. LSU (36 attempts), 1999

**SEC Season**

- 1. 143 1995 (364 attempts)
- 2. 135 2002 (391 attempts)
- 3. 133 2001 (366 attempts)
- 133 2000 (369 attempts)
- 5. 130 1997 (377 attempts)
- 6. 118 1999 (345 attempts)
- 7. 117 1994 (340 attempts)
- 8. 115 1998 (302 attempts)
- 9. 110 1992 (275 attempts)
- 10. 108 1993 (279 attempts)

**THREE-POINT FIELD GOAL ATTEMPTS**

**Game**

- 1. #54 vs. North Texas (19 made), 1999
- 2. 45 vs. Delaware St. (18 made), 1994
- 3. 38 vs. Texas-Arlington (14 made), 2000
- 38 vs. Montevallo (14 made), 1995
- 5. 37 vs. UNT (10 made), 12/5/01
- 37 vs. Iowa (12 made), 1999
- 37 vs. Troy St. (21 made), 1997
- 8. 36 vs. Centenary (15 made), 11/28/00

- 36 vs. LSU (13 made), 1999
- 36 vs. Louisville (16 made), 1998
- 36 vs. Auburn (17 made), 1995
- 36 vs. Texas Southern (20 made), 1994
- 36 vs. Montevallo (19 made), 1994

**# SEC Record**

**Season**

- 1. #917 1994-95 (361 made)
- 2. 832 1999-00 (292 made)
- 3. 808 1998-99 (296 made)
- 4. 777 1993-94 (301 made)
- 5. 741 2000-01 (273 made)
- 6. 736 1996-97 (274 made)
- 7. 694 2001-02 (232 made)
- 8. 671 1997-98 (237 made)
- 9. 633 1990-91 (242 made)
- 10. 586 1995-96 (190 made)

**# SEC Record**

**SEC Game**

- 1. 36 vs. LSU (13 made), 1999
- 36 vs. Auburn (17 made), 1995
- 3. 35 vs. Vanderbilt (11 made), 1997
- 4. 34 vs. LSU (14 made), 1994
- 5. 32 vs. LSU (11 made), 2000
- 6. 31 at LSU (13 made), 1/13/02
- 31 vs. Alabama (13 made), 1994
- 8. 30 at Alabama (11 made), 1/30/02
- 30 vs. Auburn (12 made), 1999
- 30 vs. LSU (11 made), 1995
- 30 vs. Kentucky (9 made), 1998
- 30 vs. Tennessee (9 made), 1993

**SEC Season**

- 1. 391 2002 (135 made)
- 2. 377 1997 (130 made)
- 3. 369 2000 (133 made)
- 4. 366 2001 (133 made)
- 5. 364 1995 (143 made)
- 6. 345 1999 (118 made)
- 7. 340 1994 (117 made)
- 8. 330 2004 (98 made)
- 9. 316 2003 (99 made)
- 10. 302 1998 (115 made)

**THREE-POINT FIELD GOAL PERCENTAGE**

**Game (Minimum 8 Attempts)**

- 1. .667 vs. Western Carolina (14-21), 1999
- 2. .640 vs. Missouri (16-25), 1994
- 3. .625 vs. Michigan St. (5-8), 1996
- .625 vs. Bethune-Cookman (10-16), 1992
- .625 vs. Auburn (10-16), 1992
- .625 vs. Florida St. (10-16), 1991
- 7. .611 vs. Texas A&M (11-18), 1991
- 8. .607 vs. Auburn (17-28), 1998
- 9. .600 vs. South Carolina (12-20), 1998
- .600 vs. Arizona (12-20), 1993
- .600 vs. Georgetown (6-10), 1994

**Season (Minimum 320 Attempts)**

- 1. .395 1992-93 (210-532)
- 2. #.394 1994-95 (361-917)
- .394 1989-90 (197-500)
- 4. .387 1993-94 (301-777)
- 5. .382 1990-91 (242-633)
- 6. .374 1991-92 (193-516)
- 7. .372 1996-97 (274-736)
- 8. .368 2000-01 (273-741)
- 9. .366 1998-99 (296-808)
- 10. .363 1987-88 (119-328)
- 11. .356 1986-87 (146-410)

**# Led the SEC**

**SEC Game (Minimum 8 Attempts)**

- 1. .625 vs. Auburn (10-16), 1992
- 2. .607 vs. Auburn (17-28), 1998
- 3. .600 vs. South Carolina (12-20), 1998
- 4. .588 vs. Mississippi St. (10-17), 2000
- 5. .571 vs. Auburn (8-14), 1993
- 6. .565 vs. LSU (13-23), 1992
- 7. .563 vs. Alabama (9-16), 2/5/03

- .563 vs. Mississippi St. (9-16), 1993
- 9. .560 vs. Vanderbilt (14-25), 1995
- 10. .556 vs. Kentucky (5-9), 1993
- 11. .550 vs. Alabama (11-20), 1/20/01
- 12. .538 vs. Auburn (7-13), 1998

**SEC Season (Minimum 250 Attempts)**

- 1. .400 1992 (110-275)
- 2. .393 1995 (143-364)
- 3. .387 1993 (108-279)
- 4. .381 1998 (115-302)
- 5. .363 2001 (133-366)
- 6. .360 2000 (133-364)
- 7. .345 2002 (135-391)
- .345 1997 (130-377)
- 9. .344 1994 (117-340)
- 10. .342 1999 (118-345)

**FREE THROWS MADE**

**Game**

- 1. 48 vs. Ole Miss, 1/17/04
- 2. 46 vs. TCU, 1955
- 3. 41 vs. Kentucky, 1992
- 41 vs. Rice, 1972

**Season**

- 1. 713 1990-91 (975 attempts)
- 2. 690 1989-90 (942 attempts)
- 3. 621 1971-72 (882 attempts)
- 4. 616 1986-87 (892 attempts)
- 5. 609 1994-95 (902 attempts)
- 6. 604 1991-92 (815 attempts)
- 7. 587 1988-89 (868 attempts)
- 8. 585 1977-78 (781 attempts)
- 9. 583 1970-71 (820 attempts)
- 10. 567 1993-94 (834 attempts)

**SEC Game**

- 1. 48 vs. Ole Miss (53 attempts), 1/17/04
- 2. 41 vs. Kentucky (49 attempts), 1992
- 3. 32 vs. Auburn (39 attempts), 1992
- 32 vs. Ole Miss (41 attempts), 1994
- 32 vs. Ole Miss (45 attempts), 1995
- 6. 30 vs. Ole Miss (39 attempts), 1992
- 30 vs. Kentucky (40 attempts), 1993
- 8. 28 vs. Ole Miss (42 attempts), 1993
- 9. 27 vs. Kentucky (33 attempts), 1995
- 27 vs. LSU (38 attempts), 1996
- 11. 26 vs. Miss. St. (34 attempts), 1998
- 26 vs. Ole Miss (46 attempts), 1998

**SEC Season**

- 1. 300 1992 (400 attempts)
- 2. 281 1995 (395 attempts)
- 3. 269 1994 (386 attempts)
- 4. 258 1993 (369 attempts)
- 5. 234 1998 (353 attempts)
- 6. 225 1996 (352 attempts)
- 7. 212 2001 (302 attempts)
- 8. 209 1999 (300 attempts)
- 9. 199 2004 (289 attempts)
- 10. 197 2002 (301 attempts)

**FREE THROWS ATTEMPTED**

**Game**

- 1. 65 vs. TCU, 1955
- 2. 55 vs. Rice, 1972
- 3. 53 vs. Ole Miss, 1/17/04
- 53 vs. Northeastern Illinois, 1997
- 5. 49 vs. Kentucky, 1992
- 49 vs. Northeast Louisiana, 1991

**Season**

- 1. 975 1990-91 (713 made)
- 2. 942 1989-90 (690 made)
- 3. 902 1994-95 (609 made)
- 4. 892 1986-87 (616 made)
- 5. 882 1971-72 (621 made)
- 6. 868 1988-89 (587 made)
- 7. 834 1993-94 (567 made)
- 8. 820 1970-71 (583 made)
- 9. 815 1991-92 (604 made)
- 10. 799 1982-83 (505 made)





**SEC Game**

1.	53	vs. Ole Miss (48 made), 1/17/04
2.	49	vs. Kentucky (41 made), 1992
3.	46	vs. Ole Miss (26 made), 1998
4.	45	vs. Ole Miss (32 made), 1995
5.	42	vs. Ole Miss (28 made), 1993
6.	41	vs. Ole Miss (32 made), 1994
7.	40	vs. Kentucky (30 made), 1993
8.	39	vs. Auburn (32 made), 1992
9.	39	vs. Ole Miss (30 made), 1992
10.	38	vs. LSU (27 made), 1996

**SEC Season**

1.	400	1992 (300 made)
2.	395	1995 (281 made)
3.	386	1994 (269 made)
4.	369	1993 (258 made)
5.	353	1998 (234 made)
6.	352	1996 (225 made)
7.	302	2001 (212 made)
8.	301	2002 (197 made)
9.	300	1999 (209 made)
10.	289	2004 (199 made)

**FREE-THROW PERCENTAGE**

**Game (Minimum 10 Attempts)**

1.	1.000	vs. Centenary (12-12), 1975
	1.000	vs. Texas Tech (12-12), 1966
3.	.952	vs. SMU (20-21), 1978
4.	.941	vs. Houston (16-17), 1978
5.	.938	vs. Rice (30-32), 1982
6.	.937	vs. TCU (15-16), 1959
7.	.923	vs. SMU (12-13), 1978
	.923	vs. SMU (12-13), 1961
	.923	vs. Tennessee (12-13), 1993
10.	.917	vs. South Carolina (22-24), 2/21/04
	.917	vs. Alabama (11-12), 1999
	.917	vs. South Carolina (11-12), 1994
	.917	vs. Texas (22-24), 1966
	.917	vs. Texas Tech (33-36), 1963

**Season (Minimum 450 Attempts)**

1.	.776	1961-62 (502-647)
2.	.750	1965-66 (411-548)
3.	.749	1977-78 (585-781)
4.	.746	1962-63 (434-582)
5.	#.741	1991-92 (604-815)
6.	.737	1967-68 (440-597)
7.	.732	1989-90 (690-942)
8.	.731	1990-91 (713-975)
9.	.721	1975-76 (419-581)
10.	.718	1979-80 (438-610)
	.718	1966-67 (328-457)

# Led the SEC

**SEC Game (Minimum 12 Attempts)**

1.	.923	vs. Vanderbilt (12-13), 1997
	.923	vs. Tennessee (12-13), 1993
3.	.917	vs. South Carolina (22-24), 2/21/04
	.917	vs. Alabama (11-12), 1999
	.917	vs. South Carolina (11-12), 1994
6.	.875	vs. South Carolina (14-16), 1999
	.875	vs. Alabama (14-16), 2000
8.	.870	vs. Auburn (20-23), 1998
	.870	vs. Mississippi St. (20-23), 1996
10.	.857	vs. LSU (18-21), 2/17/01
	.857	vs. Florida (18-21), 1994

**SEC Season (Minimum 250 Attempts)**

1.	.750	1992 (300-400)
2.	.711	1995 (281-395)
3.	.702	2001 (212-302)
4.	.699	1993 (258-369)
5.	.697	1994 (269-386)
	.697	1999 (209-300)
7.	.696	1997 (188-270)
8.	.689	2004 (199-289)
9.	.663	1998 (234-353)
10.	.654	2002 (197-301)

**REBOUNDING**

**Game**

1.	77	vs. Jackson St., 11/22/02
2.	73	vs. Rice, 1960
3.	72	vs. Texas, 1957
4.	71	vs. Rockhurst, 1972
	71	vs. Ole Miss, 1965

**Season**

1.	1,540	1990-91 (38 games)
2.	1,528	1994-95 (39 games)
3.	1,416	1993-94 (34 games)
4.	1,352	1973-74 (26 games)
5.	1,319	1991-92 (34 games)
6.	1,314	1995-96 (33 games)
7.	1,306	1997-98 (33 games)
8.	1,296	1989-90 (35 games)
9.	1,266	1998-99 (34 games)
10.	1,261	1986-87 (33 games)

**SEC Game**

1.	61	vs. Ole Miss, 1992
2.	51	vs. Alabama, 1998
3.	49	vs. Auburn, 2/14/01
	49	vs. Mississippi St., 1997
5.	48	vs. LSU, 1994
6.	47	vs. LSU, 1995
	47	vs. Alabama, 1995
8.	46	at Vanderbilt, 2/26/03
	46	vs. Auburn, 1999
	46	vs. Tennessee, 1998
	46	vs. Ole Miss, 1994

**SEC Season**

1.	616	1994 (16 games)
2.	615	1996 (16 games)
3.	600	1998 (16 games)
4.	592	1995 (16 games)
5.	580	2003 (16 games)
6.	572	1992 (16 games)
7.	555	1999 (16 games)
8.	549	2001 (16 games)
	549	1997 (16 games)
	549	1993 (16 games)
11.	528	2000 (16 games)



Olu Famutimi and the Hogs made 91.7 percent of their free throws (22-24) in the win over No. 25 South Carolina last year. That percentage matches to the 10th best all-time single-game mark in school history and the third-best in SEC play.

**REBOUNDING AVERAGE**

**Season**

1.	52.0	1973-74 (1,352 - 26 games)
2.	47.5	1971-72 (1,236 - 36 games)
3.	45.9	1972-73 (1,193 - 36 games)
4.	45.5	1961-62 (1,092 - 24 games)
5.	44.0	1962-63 (1,056 - 24 games)
6.	43.9	1965-66 (1,010 - 23 games)
7.	42.0	1971-72 (1,091 - 26 games)
8.	#41.6	1993-94 (1,416 - 34 games)
9.	39.9	1975-76 (1,118 - 28 games)
10.	39.8	1995-96 (1,314 - 33 games)

# Led the SEC

**SEC Season**

1.	38.5	1994 (616 - 16 games)
2.	38.4	1996 (615 - 16 games)
3.	37.5	1998 (600 - 16 games)
4.	37.0	1995 (592 - 16 games)
5.	36.2	2003 (338 - 16 games)
6.	35.8	1992 (572 - 16 games)
7.	34.7	1999 (555 - 16 games)
8.	34.3	2001 (549 - 16 games)
	34.3	1997 (549 - 16 games)
	34.3	1993 (549 - 16 games)

**STEALS**

**Game**

1.	26	vs. La-Monroe, 11/25/00
2.	24	vs. Maryland-Eastern Shore, 1/2/01
3.	21	vs. Grambling, 12/31/00
	21	vs. Jackson St., 1997
	21	vs. Mississippi St., 1992
6.	20	vs. Ole Miss, 1995
	20	vs. Montevallo, 1994
	20	vs. Rice, 1991
	20	vs. Texas A&M, 1991
10.	19	vs. Maine, 11/12/01
	19	vs. Bethune-Cookman, 1998
	19	vs. Vanderbilt, 1992
	19	vs. Baylor, 1991

**Season**

1.	*467	1990-91 (38 games)
2.	*445	1994-95 (39 games)
3.	388	1989-90 (35 games)
4.	#379	1999-00 (34 games)
5.	372	1988-89 (32 games)
6.	#365	2000-01 (31 games)
7.	#358	1991-92 (34 games)
8.	356	1997-98 (33 games)
9.	#352	1992-93 (31 games)
	352	1993-94 (34 games)

\* Led the NCAA

# Led the SEC

**SEC Game**

1.	21	vs. Mississippi St., 1992
2.	20	vs. Ole Miss, 1995
3.	19	vs. LSU, 2001
	19	vs. Vanderbilt, 1992
5.	18	vs. LSU, 1998
	18	vs. Mississippi St., 1993
7.	17	vs. Ole Miss, 2000 2/2/00
	17	vs. Ole Miss, 2000 1/5/00
	17	vs. LSU, 1999
	17	vs. Vanderbilt, 1996
10.	16	vs. Florida, 1/26/02
	16	vs. Alabama, 2/28/01
	16	vs. Alabama, 2000
	16	vs. LSU, 1995
	16	vs. Ole Miss, 1994
	16	vs. Alabama, 1993
	16	vs. Ole Miss, 1993
	16	vs. South Carolina, 1992
	16	vs. Ole Miss, 1992

**SEC Season**

1.	185	1992 (16 games)
2.	176	1995 (16 games)
3.	169	1993 (16 games)
4.	164	1998 (16 games)



- 5. 162 2001 (16 games)
- 6. 161 2000 (16 games)
- 7. 159 1999 (16 games)
- 8. 152 1997 (16 games)
- 9. 147 1994 (16 games)
- 10. 146 2002 (16 games)

**ASSISTS**

**Game**

- 1. 47 vs. U.S. International, 12/9/89
- 2. #40 vs. Troy St., 12/10/96
- 3. 35 vs. Montevallo, 1994
- 4. 32 vs. Jackson St., 1997
- 32 vs. Texas Southern, 1994
- 32 vs. Mississippi St., 1993
- 32 vs. Quincy College, 1992
- 32 vs. Bethune-Cookman, 1992
- 32 vs. Georgia St., 1991
- 10. 31 vs. Centenary, 1995
- 31 vs. Tulsa, 1994
- 31 vs. Jackson St., 1993

# SEC Record

**Season**

- 1. 819 1990-91 (38 games)
- 2. \*721 1994-95 (39 games)
- 3. \*687 1993-94 (34 games)
- 4. 674 1991-92 (34 games)
- 5. 667 1989-90 (35 games)
- 6. 582 1992-93 (31 games)
- 7. 570 1988-89 (32 games)
- 8. 563 1998-99 (33 games)
- 9. 526 1997-98 (33 games)
- 10. 518 1984-85 (35 games)

\* Led the NCAA

**SEC Game**

- 1. 32 vs. Mississippi St., 1993
- 2. 27 vs. Auburn, 1999
- 3. 26 vs. LSU, 1999
- 26 vs. LSU, 1995
- 5. 25 vs. Auburn, 1995
- 25 vs. South Carolina, 1992
- 7. 24 vs. Kentucky, 1993
- 24 vs. Alabama, 1992
- 9. 23 vs. Florida, 1998
- 23 vs. Auburn, 1998
- 23 vs. South Carolina, 1994
- 23 vs. LSU, 1994
- 23 vs. LSU, 1993
- 23 vs. Auburn, 1992
- 23 vs. LSU, 1992

**SEC Season**

- 1. 299 1993 (16 games)
- 2. 292 1994 (16 games)
- 292 1992 (16 games)
- 4. 264 1995 (16 games)
- 5. 245 1998 (16 games)
- 6. 236 1999 (16 games)
- 7. 230 1996 (16 games)
- 8. 229 2002 (16 games)
- 9. 228 1997 (16 games)
- 10. 198 2000 (16 games)

**BLOCKED SHOTS**

**Game**

- 1. #18 vs. Missouri, 1996
- 2. 16 vs. Texas, 1990
- 3. 15 vs. South Alabama, 1991
- 4. 14 vs. Louisiana Tech, 1991
- 5. 13 vs. Alabama St., 1998

# SEC Record

**Season**

- 1. 229 1990-91 (38 games)
- 2. 172 1989-90 (35 games)
- 3. 170 1991-92 (34 games)
- 4. 158 1997-98 (33 games)
- 5. 147 1988-89 (32 games)
- 147 1995-96 (33 games)
- 147 1998-99 (34 games)
- 147 1977-78 (36 games)



Michael Jones and the Razorbacks recorded 108 rejections last year, their highest total in three years, with 55 coming in league play, UAs eighth-best SEC total.

- 9. 142 1986-87 (33 games)
- 10. 139 1987-88 (30 games)

**SEC Game**

- 1. 10 vs. Alabama, 1/19/00
- 10 vs. Georgia, 1997
- 3. 9 vs. Tennessee, 1998
- 9 vs. LSU, 1998
- 9 vs. Florida, 1996
- 9 vs. Ole Miss, 1995
- 9 vs. Florida, 1992
- 8. 8 vs. Ole Miss, 1/10/01
- 8 vs. Mississippi St., 1999
- 8 vs. Mississippi St., 1998
- 8 vs. South Carolina, 1996

**SEC Season**

- 1. 78 1998 (16 games)
- 2. 76 2001 (16 games)
- 3. 71 1992 (16 games)
- 4. 65 1999 (16 games)
- 5. 59 1995 (16 games)
- 6. 58 1996 (16 games)
- 7. 56 1997 (16 games)
- 8. 55 2004 (16 games)
- 9. 53 2000 (16 games)
- 10. 52 2003 (16 games)

**PERSONAL FOULS**

**Game**

- 1. 38 vs. Missouri, 1961
- 2. 37 vs. SMU, 1952
- 3. 36 vs. TCU, 1976
- 4. 35 vs. South Carolina, 3/11/04
- 35 at Illinois, 12/8/01
- 35 vs. Cincinnati, 1996
- 35 vs. Rice, 1957
- 8. 33 vs. Ole Miss, 1999
- 33 vs. Texas, 1991
- 10. 32 vs. Ole Miss, 2/2/00
- 32 vs. Vanderbilt, 1993
- 32 vs. Florida St., 1990

**Season**

- 1. 789 1994-95 (39 games)
- 2. 775 1990-91 (38 games)
- 3. 728 1986-87 (33 games)
- 4. 708 1993-94 (34 games)

- 5. 707 1992-93 (31 games)
- 6. 705 1999-2000 (34 games)
- 7. 688 1989-90 (35 games)
- 8. 683 1984-85 (35 games)
- 9. 680 1997-98 (33 games)
- 10. 678 1995-96 (33 games)

**SEC Game**

- 1. 33 vs. Ole Miss, 1999
- 2. 32 at Mississippi St., 2/27/02
- 3. 32 vs. Ole Miss, 2/2/00
- 32 vs. Vanderbilt, 1993
- 5. 30 vs. Ole Miss, 1/31/01
- 30 vs. Alabama, 1/19/00
- 30 vs. LSU, 1/26/00
- 30 vs. Alabama, 1993
- 9. 29 at Alabama, 1/30/02
- 29 vs. Florida, 1/26/02

**SEC Season**

- 1. 364 1993 (16 games)
- 2. 361 2002 (16 games)
- 3. 350 1998 (16 games)
- 4. 347 1994 (16 games)
- 5. 345 2000 (16 games)
- 6. 338 2003 (16 games)
- 7. 334 1996 (16 games)
- 8. 333 1999 (16 games)
- 9. 332 2001 (16 games)
- 10. 324 1997 (16 games)

**TURNOVERS**

**Game**

- 1. 32 vs. Grambling, 1987
- 2. 31 vs. Alcorn St., 1996
- 3. 29 vs. Missouri, 1997
- 29 vs. Mercer, 1983
- 29 vs. Southern Miss., 1981
- 6. 28 vs. Auburn, 2/5/00
- 28 vs. Cincinnati, 1996
- 28 vs. Southeast Missouri St., 1993
- 9. 27 vs. Jackson St., 11/22/02
- 27 vs. LSU, 2/17/01
- 27 vs. McNeese St., 1997
- 27 vs. Jackson St., 1994

**Season**

- 1. 633 1994-95 (39 games)
- 2. 575 1990-91 (38 games)
- 3. 563 1986-87 (33 games)
- 4. 560 1977-78 (36 games)
- 5. 558 1995-96 (33 games)
- 6. 548 1997-98 (33 games)
- 7. 539 1993-94 (34 games)
- 8. 538 1984-85 (35 games)
- 9. 525 1983-84 (32 games)
- 10. 519 1982-83 (30 games)

**SEC Game**

- 1. 28 vs. Auburn, 2/5/00
- 2. 27 vs. LSU, 2/17/01
- 3. 25 vs. Alabama, 1998
- 25 vs. Ole Miss, 1997
- 25 vs. Kentucky, 1997
- 6. 24 at Ole Miss, 1/25/03
- 24 vs. Ole Miss, 1997
- 24 vs. Kentucky, 1996
- 24 vs. Ole Miss, 1994
- 10. 22 vs. LSU, 1/22/03
- 22 vs. Vanderbilt, 1998
- 22 vs. Auburn, 1998

**SEC Season**

- 1. 258 2003 (16 games)
- 2. 252 1998 (16 games)
- 3. 251 2001 (16 games)
- 4. 248 1995 (16 games)
- 5. 244 1996 (16 games)
- 6. 241 1994 (16 games)
- 7. 239 1997 (16 games)
- 8. 236 1999 (16 games)
- 9. 233 2000 (16 games)
- 10. 224 1993 (16 games)





# RECORDS | TEAM COMPARISONS

## RAZORBACKS

Season	'49-50	'50-51	'51-52	'52-53	'53-54	'54-55	'55-56	'56-57	'57-58	'58-59	'59-60	'60-61	'61-62	'62-63	'63-64	'64-65	'65-66	'66-67	'67-68	'68-69
<b>Games</b>	24	24	24	21	23	24	24	24	27	24	24	23	24	24	23	23	23	23	24	24
<b>Tot. Pts.</b>	1139	1122	1187	1382	1496	1727	1616	755	1628	1491	1706	1738	1730	1734	1675	1730	1727	1388	1716	1601
<b>Avg. Pts.</b>	47.4	46.8	49.4	65.8	65.0	72.0	67.3	62.9	60.3	62.1	71.1	75.6	72.1	72.3	72.4	75.2	75.1	60.3	71.5	66.7
<b>FG</b>	425	408	435	484	505	565	571	541	625	571	599	655	614	650	647	649	658	530	638	621
<b>FGA</b>	NA	1312	1331	1558	1605	1579	1642	1749	1835	1572	1559	1497	1576	1556	1560	1471	1509	1188	1436	1415
<b>FG Pct.</b>	NA	.345	.326	.311	.314	.358	.347	.309	.341	.363	.384	.437	.390	.418	.415	.441	.436	.446	.444	.439
<b>3-Pt. FG</b>	--	--	--	--	--	--	--	--	--	--	--	--	--	--	--	--	--	--	--	--
<b>3-Pt. Att.</b>	--	--	--	--	--	--	--	--	--	--	--	--	--	--	--	--	--	--	--	--
<b>3-Pt. Pct.</b>	--	--	--	--	--	--	--	--	--	--	--	--	--	--	--	--	--	--	--	--
<b>FT</b>	289	306	317	414	486	597	474	469	378	349	508	428	502	434	381	432	411	328	440	359
<b>FTA</b>	525	492	547	656	755	867	715	717	598	538	684	574	647	582	524	578	548	457	597	539
<b>FT Pct.</b>	.550	.622	.579	.632	.643	.689	.663	.654	.632	.648	.743	.745	.776	.746	.727	.747	.750	.718	.737	.666
<b>Rebounds</b>	--	--	--	924	872	1050	1147	1225	1228	1095	1117	1043	1092	1056	999	954	1010	746	952	916
<b>Reb. Avg.</b>	--	--	--	44.0	37.9	43.8	47.8	51.0	45.5	45.6	46.5	45.3	45.5	44.0	43.4	41.5	43.9	32.4	39.7	38.2
<b>Assists</b>	--	--	--	--	--	--	--	--	--	--	--	--	--	--	--	--	--	--	--	--
<b>Steals</b>	--	--	--	--	--	--	--	--	--	--	--	--	--	--	--	--	--	--	--	--
<b>Blocks</b>	--	--	--	--	--	--	--	--	--	--	--	--	--	--	--	--	--	--	--	--
<b>Turnovers</b>	--	--	--	--	--	--	--	--	--	--	--	--	--	--	--	--	--	--	--	--
<b>Fouls</b>	492	516	577	518	618	517	376	483	530	444	486	476	535	507	520	455	434	383	481	470

## OPPONENTS

Season	'49-50	'50-51	'51-52	'52-53	'53-54	'54-55	'55-56	'56-57	'57-58	'58-59	'59-60	'60-61	'61-62	'62-63	'63-64	'64-65	'65-66	'66-67	'67-68	'68-69
<b>Tot. Pts.</b>	1171	1101	1275	1322	1432	1715	1551	788	1580	1535	1676	1597	1665	1686	1732	1725	1631	1511	1760	1600
<b>Avg. Pts.</b>	48.8	45.8	53.1	62.9	62.3	71.4	64.6	65.6	58.5	63.9	69.8	69.5	69.4	70.3	75.3	75.0	71.0	65.7	73.3	66.7
<b>FG</b>	405	376	460	401	414	548	558	528	532	568	593	570	578	597	620	652	611	578	641	578
<b>FGA</b>	NA	1199	1363	1187	1269	1463	1478	1364	1500	1425	1482	1347	1430	1460	1448	1446	1407	1251	1468	1260
<b>FG Pct.</b>	NA	.314	.336	.337	.326	.374	.377	.387	.354	.398	.400	.423	.404	.409	.428	.451	.434	.462	.443	.459
<b>3-Pt. FG</b>	--	--	--	--	--	--	--	--	--	--	--	--	--	--	--	--	--	--	--	--
<b>3-Pt. Att.</b>	--	--	--	--	--	--	--	--	--	--	--	--	--	--	--	--	--	--	--	--
<b>3-Pt. Pct.</b>	--	--	--	--	--	--	--	--	--	--	--	--	--	--	--	--	--	--	--	--
<b>FT</b>	361	349	355	520	604	619	435	523	516	399	490	457	509	492	492	421	409	355	458	444
<b>FTA</b>	589	561	571	796	953	889	633	793	753	591	703	666	716	700	696	602	573	495	639	625
<b>FT Pct.</b>	.613	.622	.622	.653	.634	.695	.687	.659	.685	.675	.697	.686	.712	.703	.707	.699	.714	.717	.717	.710
<b>Rebounds</b>	--	--	--	803	844	939	1012	1051	1090	1031	1064	931	1035	1089	1086	975	1014	838	979	879
<b>Reb. Avg.</b>	--	--	--	38.2	36.7	39.1	42.2	43.8	40.4	43.0	44.3	40.5	43.1	45.4	47.2	42.4	44.1	34.9	40.8	36.6
<b>Assists</b>	--	--	--	--	--	--	--	--	--	--	--	--	--	--	--	--	--	--	--	--
<b>Steals</b>	--	--	--	--	--	--	--	--	--	--	--	--	--	--	--	--	--	--	--	--
<b>Blocks</b>	--	--	--	--	--	--	--	--	--	--	--	--	--	--	--	--	--	--	--	--
<b>Turnovers</b>	--	--	--	--	--	--	--	--	--	--	--	--	--	--	--	--	--	--	--	--
<b>Fouls</b>	460	491	513	438	500	508	432	430	458	406	478	400	482	424	413	428	438	384	467	425



**RAZORBACKS**

Season	'69-70	'70-71	'71-72	'72-73	'73-74	'74-75	'75-76	'76-77	'77-78	'78-79	'79-80	'80-81	'81-82	'82-83	'83-84	'84-85	'85-86	'86-87	'87-88	'88-89
<b>Games</b>	24	26	26	26	26	26	28	28	36	30	29	32	29	30	32	35	28	33	30	32
<b>Tot. Pts.</b>	1724	2245	2301	2173	2212	1911	2239	2073	2705	2238	1938	2199	2054	2171	2154	2284	1955	2578	2264	2870
<b>Avg. Pts.</b>	71.8	86.3	88.5	83.5	85.1	73.5	80.0	74.0	75.1	74.6	66.8	68.7	70.8	72.4	67.3	65.3	69.8	78.1	75.5	89.7
<b>FG</b>	699	831	840	850	913	807	910	849	1060	849	750	850	806	833	831	899	754	908	839	1071
<b>FGA</b>	1597	1754	1830	1749	2014	1524	1715	1558	1943	1587	1486	1629	1510	1586	1547	1744	1644	1997	1734	2172
<b>FG Pct.</b>	.438	.474	.459	.486	.453	.530	.531	*.545	*.546	.535	.505	.522	.534	.525	.537	.515	.459	.455	.484	.493
<b>3-Pt. FG</b>	--	--	--	--	--	--	--	--	--	--	--	--	--	--	--	--	--	146	119	141
<b>3-Pt. Att.</b>	--	--	--	--	--	--	--	--	--	--	--	--	--	--	--	--	--	410	328	387
<b>3-Pt. Pct.</b>	--	--	--	--	--	--	--	--	--	--	--	--	--	--	--	--	--	.356	.363	.354
<b>FT</b>	334	583	621	473	383	297	419	375	585	540	438	499	442	505	492	486	447	616	467	587
<b>FTA</b>	488	820	882	689	557	417	581	577	781	753	610	722	657	799	732	750	673	892	696	868
<b>FT Pct.</b>	.700	.711	.704	.687	.688	.712	.721	.650	.749	.717	.718	.691	.673	.632	.672	.648	.664	.691	.671	.676
<b>Rebounds</b>	934	1091	1236	1193	1352	931	1118	1031	1242	1133	895	1021	862	998	992	1021	977	1261	1077	1231
<b>Reb. Avg.</b>	38.9	42.0	47.5	45.9	52.0	35.8	39.9	36.8	34.5	37.8	30.9	31.9	29.7	33.3	31.0	29.2	34.9	38.2	35.9	38.5
<b>Assists</b>	--	--	--	--	--	269	NA	270	425	404	340	386	448	385	463	518	361	434	407	570
<b>Steals</b>	--	--	--	--	--	NA	NA	169	245	143	194	249	247	277	236	232	198	313	271	372
<b>Blocks</b>	--	--	--	--	--	--	--	--	147	97	76	95	64	38	55	67	114	142	139	147
<b>Turnovers</b>	--	--	--	--	--	NA	NA	438	560	459	404	479	431	519	525	538	431	563	433	463
<b>Fouls</b>	465	528	576	478	465	483	584	507	572	557	553	592	524	556	598	683	656	728	586	654

**OPPONENTS**

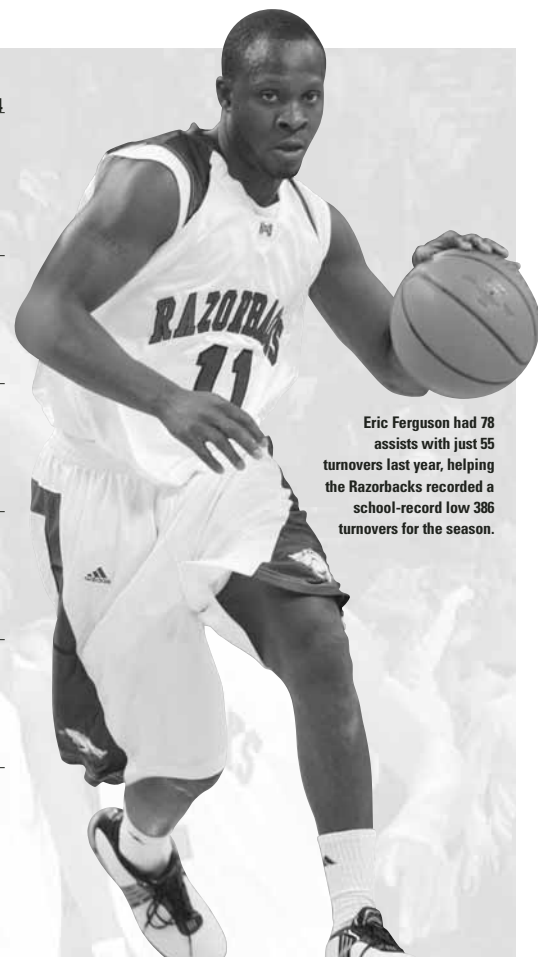
Season	'69-70	'70-71	'71-72	'72-73	'73-74	'74-75	'75-76	'76-77	'77-78	'78-79	'79-80	'80-81	'81-82	'82-83	'83-84	'84-85	'85-86	'86-87	'87-88	'88-89
<b>Tot. Pts.</b>	1836	2344	2328	2055	2315	1707	1901	1701	2218	1878	1745	1913	1770	1836	1886	2158	1983	2434	1946	2414
<b>Avg. Pts.</b>	76.5	90.2	89.5	79.0	89.0	65.7	67.9	60.8	61.6	62.6	60.2	59.8	61.0	61.2	58.9	61.7	70.8	73.8	64.9	75.4
<b>FG</b>	693	927	901	877	1023	693	771	707	942	757	678	767	724	765	752	845	739	886	693	875
<b>FGA</b>	1540	1873	1861	1942	2162	1532	1698	1669	2195	1743	1442	1663	1519	1559	1557	1717	1580	2005	1626	1969
<b>FG Pct.</b>	.450	.495	.484	.452	.473	.452	.454	.424	.429	.434	.470	.461	.477	.491	.483	.492	.468	.442	.426	.444
<b>3-Pt. FG</b>	--	--	--	--	--	--	--	--	--	--	--	--	--	--	--	--	--	106	136	150
<b>3-Pt. Att.</b>	--	--	--	--	--	--	--	--	--	--	--	--	--	--	--	--	--	314	338	442
<b>3-Pt. Pct.</b>	--	--	--	--	--	--	--	--	--	--	--	--	--	--	--	--	--	.338	.402	.339
<b>FT</b>	440	491	526	301	269	321	359	287	334	364	389	379	323	306	382	468	505	556	424	514
<b>FTA</b>	610	686	787	448	398	459	542	423	486	523	563	569	464	495	555	676	761	849	628	753
<b>FT Pct.</b>	.738	.716	.668	.672	.676	.699	.662	.678	.687	.696	.691	.666	.696	.618	.688	.692	.664	.655	.675	.683
<b>Rebounds</b>	1109	1210	1236	1128	1188	808	878	865	1109	884	839	928	852	820	784	962	1022	1279	989	1246
<b>Reb. Avg.</b>	46.2	46.6	47.5	43.4	45.7	31.1	31.4	30.9	30.8	29.5	28.9	29.0	29.4	27.3	24.5	27.5	36.5	38.8	33.0	38.9
<b>Assists</b>	--	--	--	--	--	195	NA	NA	358	300	285	339	310	345	379	450	403	500	358	505
<b>Steals</b>	--	--	--	--	--	NA	NA	NA	182	144	151	166	186	207	196	197	153	248	164	194
<b>Blocks</b>	--	--	--	--	--	--	--	--	60	52	62	80	68	92	78	82	71	64	57	76
<b>Turnovers</b>	--	--	--	--	--	NA	NA	NA	501	342	400	486	514	574	486	541	427	596	525	689
<b>Fouls</b>	391	630	620	694	544	482	569	543	724	679	605	661	586	676	692	723	612	743	630	725





**RAZORBACKS**

Season	'89-90	'90-91	'91-92	'92-93	'93-94	'94-95	'95-96	'96-97	'97-98	'98-99	'99-00	'00-01	'01-02	'02-03	'03-04
<b>Games</b>	35	38	34	31	34	39	33	32	33	34	34	31	29	28	28
<b>Tot. Pts.</b>	3345	*3783	3053	2695	3176	*3416	2560	2527	2716	2675	2529	2476	2171	1726	1928
<b>Avg. Pts.</b>	95.6	99.6	89.8	86.9	93.4	87.6	77.6	79.0	82.3	78.7	74.4	79.9	74.9	61.6	68.9
<b>FG</b>	1229	1414	1128	995	1154	1223	947	919	984	980	931	881	775	611	678
<b>FGA</b>	2440	2820	2275	2039	2363	2634	2143	2078	2208	2206	2168	1990	1777	1556	1629
<b>FG Pct.</b>	.504	.501	.496	.488	.488	.464	.442	.442	.446	.444	.429	.443	.436	.393	.416
<b>3-Pt. FG</b>	197	242	193	210	*301	**361	190	274	237	*296	292	273	232	170	180
<b>3-Pt. Att.</b>	500	633	516	532	777	917	586	736	671	808	832	741	694	548	573
<b>3-Pt. Pct.</b>	.394	.382	.374	.395	.387	.394	.324	.372	.353	.366	.351	.368	.334	.310	.314
<b>FT</b>	690	713	604	495	567	609	476	415	511	419	375	441	389	334	392
<b>FTA</b>	942	975	815	721	834	902	763	611	788	632	622	639	598	548	577
<b>FT Pct.</b>	.732	.731	.741	.687	.680	.675	.624	.679	.648	.663	.603	.690	.651	.609	.679
<b>Rebounds</b>	1296	1540	1319	1065	1416	1528	1314	1155	1306	1266	1159	1100	930	1063	967
<b>Reb. Avg.</b>	37.0	40.5	38.8	34.4	41.6	39.2	39.8	36.1	39.6	37.2	34.1	35.5	32.1	38.0	34.5
<b>Assists</b>	667	819	674	582	*687	*721	501	509	526	563	458	476	445	275	363
<b>Steals</b>	388	*467	358	352	352	*445	300	318	356	332	379	365	305	181	220
<b>Blocks</b>	172	229	170	97	129	129	147	124	158	147	120	124	99	99	108
<b>Turnovers</b>	455	575	500	451	539	633	558	494	548	494	494	451	413	467	386
<b>Fouls</b>	688	775	614	707	708	789	678	638	680	633	705	654	654	588	555



Eric Ferguson had 78 assists with just 55 turnovers last year, helping the Razorbacks record a school-record low 386 turnovers for the season.


**OPPONENTS**

Season	'89-90	'90-91	'91-92	'92-93	'93-94	'94-95	'95-96	'96-97	'97-98	'98-99	'99-00	'00-01	'01-02	'02-03	'03-04
<b>Tot. Pts.</b>	2792	3054	2613	2403	2569	3115	2442	2281	2389	2443	2372	2132	2108	1863	1921
<b>Avg. Pts.</b>	79.8	80.4	76.9	77.5	75.6	79.9	74.0	71.3	72.4	71.9	69.8	68.8	72.7	66.5	68.6
<b>FG</b>	1016	1146	959	838	898	1094	832	801	844	858	799	712	676	618	664
<b>FGA</b>	2252	2558	2124	1856	2234	2503	2074	1886	2010	2056	1873	1763	1591	1475	1529
<b>FG Pct.</b>	.451	.448	.452	.452	.402	.437	.401	.425	.420	.417	.427	.404	.425	.419	.434
<b>3-Pt. FG</b>	190	184	233	190	217	312	219	194	220	250	206	180	190	160	180
<b>3-Pt. Att.</b>	472	511	519	510	732	858	696	568	619	705	570	590	570	482	531
<b>3-Pt. Pct.</b>	.403	.360	.409	.373	.296	.364	.315	.342	.355	.355	.361	.305	.333	.332	.339
<b>FT</b>	570	578	462	537	556	615	559	485	481	477	568	528	566	467	413
<b>FTA</b>	807	895	707	843	817	914	838	742	736	721	834	794	810	686	622
<b>FT Pct.</b>	.706	.646	.653	.637	.681	.673	.667	.654	.654	.662	.681	.665	.699	.681	.664
<b>Rebounds</b>	1399	1554	1196	1270	1377	1582	1362	1279	1325	1370	1374	1278	1182	911	1028
<b>Reb. Avg.</b>	40.0	40.9	35.2	41.0	40.5	40.6	41.3	40.0	40.2	40.3	40.4	41.2	40.8	32.5	36.7
<b>Assists</b>	536	592	550	482	481	631	490	449	459	493	449	371	384	323	384
<b>Steals</b>	208	257	207	185	236	276	275	208	218	197	214	190	168	209	162
<b>Blocks</b>	88	91	119	86	101	128	109	78	112	111	97	106	91	109	93
<b>Turnovers</b>	724	854	645	680	725	785	650	663	749	618	720	666	571	372	463
<b>Fouls</b>	739	769	659	639	685	790	673	581	668	617	623	596	552	509	531



Olu Famutimi and the Hogs played tight defense last year, but allowed opponents to get to the free throw line just 622 times, which is the lowest opponent total since 1984.

\* Led NCAA  
\*\* All-Time NCAA Record



**ARKANSAS' 125 CENTURY EFFORTS**

(Record: 120-5)

Opponent	Result	Score	Year
U.S. International	W	166-101	12/9/89
Troy State	W	137-70	12/10/96
Montevallo	W	131-63	2/5/94
Baylor	W	131-109	2/29/72
Texas Southern	W	129-63	12/28/93
Bethune-Cookman	W	128-46	12/4/91
Jackson State	W	126-88	12/29/89
Jackson State	W	124-74	11/22/96
Delaware State	W	123-66	12/11/93
Quincy College	W	123-60	1/2/91
Jackson State	W	123-76	12/21/92
Montevallo	W	122-64	2/25/95
Grambling	W	121-66	12/30/00
Centenary	W	121-94	12/6/94
Missouri	W	120-68	12/2/93
Texas	W	120-89	3/10/91
Loyola-Marymount	W	120-101	3/16/89
Providence	W	118-79	1/23/99
Tulsa	W	118-69	2/25/89
Auburn	W	117-105	1/15/94
Georgia State	W	117-76	3/15/91
Delaware State	W	117-75	12/26/89
Alcorn State	W	116-75	12/2/95
Northwestern (La.) State	W	115-47	12/20/00
Baylor	W	115-75	3/10/90
Mississippi State	W	115-58	2/20/93
Northeastern Illinois	W	114-56	11/16/97
Ole Miss	W	114-93	1/18/92
Louisiana Tech	W	114-97	12/15/90
Northeast Louisiana	W	114-92	12/31/90
Texas A&M	W	114-100	2/21/90
Texas Tech	W	113-86	1/12/91
Texas A&M	W	113-88	1/23/91
Rice	W	113-108	3/4/72
Kansas State	W	112-88	12/1/90
Rice	W	112-87	2/27/88
Northwestern (La.) State	W	111-76	12/4/93
Texas A&M	W	111-72	2/23/91
Rice	W	111-68	2/11/76
Auburn	W	110-92	1/4/91

Opponent	Result	Score	Year
Oklahoma	W	110-88	11/16/90
Baylor	L	110-111	3/2/71
Hardin Simmons	W	110-101	1/7/71
Florida State	W	109-92	1/21/91
Rice	W	109-80	3/9/91
Texas	W	109-100	1/25/90
Alabama-Birmingham	W	109-95	1/27/90
Southern Utah	W	109-76	1/24/89
TCU	W	109-99	2/19/74
Bethune-Cookman	W	108-42	12/2/97
LSU	W	108-105 (OT)	3/2/94
Texas A&M	W	108-61	3/8/91
Rice	W	108-72	3/10/89
Alabama State	W	108-65	12/15/82
TCU	W	108-65	2/10/79
TCU	W	108-77	3/5/64
Jackson State	W	107-78	11/22/00
Auburn	W	107-83	2/21/98
Vanderbilt	W	107-70	11/14/90
Houston	W	107-79	3/5/89
Pittsburg (Kan.) State	W	107-82	12/10/70
LSU	W	106-92	3/3/92
Baylor	W	106-74	2/26/91
Morgan State	W	106-57	12/13/86
Baylor	W	106-71	3/2/85
Rice	W	106-81	2/9/74
LSU	W	105-81	1/31/95
Kentucky	W	105-88	1/25/92
UNLV	L	105-112	2/10/91
South Alabama	W	105-90	11/29/89
Texas	W	105-82	2/8/89
Florida State	L	105-112 (OT)	1/18/89
Rice	W	105-79	3/3/73
Auburn	W	104-88	2/24/99
Missouri	W	104-93	12/5/95
Alabama-Birmingham	W	104-72	1/30/91
Rice	W	104-80	3/3/90
Missouri-St. Louis	W	104-78	1/6/73
TCU	W	104-94	3/5/63
Rice	W	104-84	1/30/62
Ole Miss	W	104-72	1953
Alabama State	W	103-48	12/31/97
North Carolina A&T	W	103-49	11/30/95

Opponent	Result	Score	Year
Jackson State	W	103-87	11/30/94
Tulsa	W	103-84	3/25/94
Texas	W	103-96(OT)	2/4/90
South Alabama	W	103-71	1/2/89
Kansas	W	103-86	12/6/86
SMU	W	103-96	2/24/73
Rice	W	103-95	2/5/72
Alcorn State	W	102-59	12/28/99
Texas-Arlington	W	102-95	11/22/99
Tennessee	W	102-96	3/6/98
Alabama	W	102-81	2/16/94
Oregon	W	102-75	11/26/89
Eastern New Mexico	W	102-55	12/30/75
Rockhurst	W	102-72	12/9/71
Mississippi State	W	102-71	1953
Northern Arizona	W	101-75	3/12/96
Iowa	W	101-92	12/30/94
Tulsa	W	101-87	12/23/92
Kentucky	W	101-94	2/10/93
South Alabama	W	101-82	12/30/91
LSU	W	101-90	1/11/92
South Alabama	W	101-91	12/11/90
Texas	W	101-89	1/10/91
Alcorn State	W	101-55	12/15/87
Sedalia (Mo.) AAB	W	101-73	1946
Maryland-Eastern Shore	W	100-40	1/2/01
Texas A&M	W	100-84	1/20/90
Houston	W	100-89	1/22/90
Texas Tech	W	100-77	2/7/90
North Texas	W	100-77	12/30/98
Louisville	W	100-83	12/9/97
Ole Miss	W	100-87	2/5/98
Ole Miss	W	100-83	3/7/92
Rice	W	100-87	2/2/91
Texas	W	100-76	3/12/89
TCU	W	100-60	2/11/89
Texas A&M	W	100-97 (2OT)	2/24/87
TCU	W	100-65	1/17/76
MacMurray (Ill.)	W	100-66	1/4/75
Western Kentucky	L	100-102	12/3/73
Texas A&M	W	100-89	1/22/72
Oklahoma	L	100-115	1/5/71

**LARGEST WINNING MARGINS**

Winning Margin	Opponent	Score	Year
87	Bethune-Cookman	128-46	12/4/91
74	at Ozark Athletic Club	81-7	1925-26
68	Northwestern (La.) St.	115-47	12/20/00
68	Montevallo	131-63	2/5/94
67	Troy State	137-70	12/10/96
66	Bethune-Cookman	108-42	12/2/97
66	Texas Southern	129-63	12/28/93
66	Baylor	94-28	1944-45
65	U.S. International	166-101	12/9/89
64	Sedalia AAB	101-37	1945-46
63	Quincy College (PB)	123-60	1/2/92
61	Fort Smith High School Faculty	69-8	1923-24
60	Maryland-Eastern Shore	100-40	1/2/01
60	Baylor	90-30	1944-45
59	Texas A&M	80-21	1944-45
58	Northeastern Illinois	114-56	11/16/97
58	Fort Smith National Guard	64-6	1925-26

**LARGEST LOSING MARGINS**

Losing Margin	Opponent	Score	Year
51	at Ole Miss	117-66	12/10/73
40	at Mississippi State	79-39	1951-52
38	Parks Clothiers AAU	66-28	1938-39
37	at Kentucky	76-39	1948-49
35	at Cincinnati	92-57	1/18/97
35	Cincinnati	97-62	1957-58
34	at Baylor	110-76	1/24/70
32	Pittsburgh (Honolulu, Hawaii)	114-82	12/29/86
31	at Pittsburg State	51-20	1929-30
30	at Mississippi St.	84-54	2/8/03
30	at Oklahoma	87-57	12/5/98
30	at Texas Tech	98-68	1/12/71
29	LSU (New Orleans, La.)	85-56	3/13/03
29	at Cal Santa Barbara	109-80	12/1/73
29	at Kansas	81-52	12/1/65
29	Depaul (Buffalo, N.Y.)	59-30	1943-44

**LARGEST SEC WINNING MARGINS**

Winning Margin	Opponent	Score	Year
57	Mississippi State	115-58	2/20/93
34	Mississippi State	98-64	1/21/97
33	Auburn	75-42	2/11/97
29	Alabama	87-58	1/20/01
26	South Carolina	79-53	1/22/94
26	Ole Miss	87-61	1/5/94
25	LSU	82-57	1/11/97
24	Auburn	107-83	2/21/98
24	LSU	105-81	1/31/95
23	Tennessee	77-54	2/5/97
22	Auburn	74-52	2/4/04
22	LSU	86-64	1/27/99
22	at Ole Miss	85-63	2/27/93
21	Alabama	102-81	2/16/94
21	at Ole Miss	114-93	1/18/92
21	Mississippi State	99-78	1/15/92
20	at Georgia	74-54	1/12/00
20	Mississippi State	82-62	2/13/99
20	Alabama	73-53	2/26/97
20	Vanderbilt	91-71	2/12/92

**LARGEST SEC LOSING MARGINS**


Losing Margin	Opponent	Score	Year
30	at Mississippi St.	84-54	2/8/03
29	vs. LSU (New Orleans, La.)	85-56	3/13/03
25	at Auburn	101-76	1/6/96
21	*at Georgia	71-50	1/31/04
21	at LSU	96-75	1/26/00
21	at Mississippi State	83-62	2/4/95
19	at LSU	75-56	2/22/03
19	at Ole Miss	73-54	1/25/03
19	at Ole Miss	71-52	1/29/97
18	at Auburn	73-55	2/5/00
18	Alabama	88-70	1/24/95
17	at Kentucky	73-56	2/18/04
17	*Georgia	81-64	1/18/03
17	at Vanderbilt	81-64	1/13/01
17	at Auburn	83-66	1/6/99
17	Ole Miss	91-74	1/2/97

\* Georgia win vacated by NCAA



Michael Jones made six of seven shots and scored 17 points in last year's 74-52 home win over Auburn.





Vincent Hunter made 12 of Arkansas' school-record 48 free throws in last year's home victory over Ole Miss.

**INDIVIDUAL**

- Consecutive Games Started**  
96 Lee Mayberry, (11/27/88; 2/23/91)
- Most Games Played in a Career**  
139 Lee Mayberry (89-92)
- Consecutive Free Throws Made**  
48 Rickey Medlock, (12/21/74; 3/4/75, 20 games)
- Consecutive Games with 3 pt. FG**  
60, Pat Bradley, (1997-98)
- Most Points in Consecutive Games**  
82, Martin Terry (35 at TCU, 2/20/73; 47 vs. SMU, 2/24/73)


**TEAM**

- All-Time Record**  
1,389-758 (.647), 81 seasons
- All-Time Conference Record**  
705-420 (.627)
- All-Time SEC Record**  
117-91 (.563), 12 seasons
- All-Time SWC Record**  
588-329 (.641), 68 seasons
- All-Time Conference Tournament Record**  
37-22 (.627)
- All-Time SEC Tournament Record**  
14-12 (.538)
- All-Time SWC Tournament Record**  
23-10 (.697)
- All-Time NCAA Tournament Record**  
39-26 (.600)
- All-Time Record as a Ranked Team**  
375-100 (.789); 168-12 at home (.933); 103-48 away (.682); 104-40 at neutral sites (.722)
- All-Time Record as a Top 10 Ranked Team**  
190-43 (.815); 80-4 at home (.952); 47-21 away (.691); 63-18 at neutral sites (.778)
- All-Time Record as a Top Five Team**  
113-24 (.825); 52-1 at home (.981); 28-15 away (.651); 33-8 at neutral sites (.805)
- All-Time Record as the No. 1-Ranked Team**  
16-4 (.800); 8-0 at home (1.000); 6-2 away (.750); 2-2 at neutral sites (.500)
- All-Time Record vs. Ranked Teams**  
65-90 (.419); 31-15 at home (.674); 6-39 away (.133); 28-36 at neutral sites (.438)
- All-Time Record vs. Top 10 Teams**  
16-38 (.296); 10-4 at home (.714); 1-17 away (.056); 5-17 at neutral sites (.227)
- All-Time Record vs. Top Five Teams**  
12-24 (.333); 6-3 at home (.667); 1-9 away (.100); 5-12 at neutral sites (.294)

- All-Time Record vs. No. 1-Ranked Teams**  
1-7 (.125); 0-1 at home (.000); 0-2 away (.000); 1-4 at neutral sites (.200)
- All-Time Record in Top 25 Match-ups (both teams ranked)**  
38-39 (.494); 13-4 at home (.765); 3-13 away (.188); 22-22 at neutral sites (.500)
- Barnhill Arena**  
313-103 (.752)
- Bud Walton Arena**  
142-36 (.798)
- All-Time Record at Little Rock/North Little Rock, Ark.**  
79-19 (.806)
- All-Time Record at Pine Bluff, Ark.**  
28-2 (.933)
- Consecutive Winning Seasons**  
26 (1924-49)
- Consecutive Non-Losing Seasons**  
28 (1924-51)
- Consecutive Season-Opening Wins**  
25 (1924-48)
- Longest Winning Streak**  
31 Games (1927-29)
- Consecutive Conference Wins**  
21 (1926-29)
- Consecutive Conference Losses**  
9 (1970-71)
- Fewest Wins**  
5 (69-70, 70-71)
- Fewest Losses**  
1 (27-28, 28-29)
- Fewest Points**  
519 (16 games 1926-27)  
643 (20 games or more 1929-30)
- Greatest Scoring Margin**  
19.2 (90-91)
- Lowest Scoring Average**  
28.0 (29-30, 643 in 23 games)
- Worst Winning Percentage**  
.192 (5 wins 21 losses, 1970-71)
- Most Points Allowed**  
3115 (1994-95; 39 games)
- Fewest Points Allowed**  
374 (16 games; 1926-27)  
448 (20 games or more 1925-26)
- Longest Losing Streak**  
10 games (1970-71)
- Fewest Personal Fouls**  
434 (1965-66)
- Fewest Rebounds**  
862 (1981-82)
- Smallest Victory Margin**  
61 one-point games (Last game 75-74 vs. Florida 3/5/99)
- Smallest Defeat Margin**  
58 one-point games (61-60 vs. Tulsa, 11/30/02)
- Most Points in a Loss**  
110 vs. Baylor 111 OT, 3/2/71
- All-Time Overtime Record**  
33-25 (5-2 in 2 OT; 0-1 in 3OT)
- Last OT Game**  
Alabama 72, Arkansas 68, 3/3/04
- Last 2 OT Game**  
Arkansas 100, Texas A&M 97, 2/24/87
- Last 3 OT Game**  
Houston 90, Arkansas 84, 2/9/80
- Most OT Games in a Season**  
5 in 1985-86 (3 wins, 2 losses)
- Most Points on Opponent Floor**  
117 (Arkansas 117, Auburn 105, 1/15/94)
- Most Points Neutral Floor**  
120 (Arkansas 120, Texas 89, 3/10/91; Arkansas 120, Loyola-Marymount 101, 3/16/89)
- Most Points 1st Half**  
78 vs. US International, 12/9/89
- Most Points 2nd Half**  
88 vs. US International, 12/9/89
- Most Points in OT**  
19 vs. LSU, 3/3/92; Arkansas 106, LSU 92
- Fewest Points, Both Teams**  
28 (SMU 17, Arkansas 11 in 1923)
- Fewest Points Allowed**  
6 (Arkansas 64, Fort Smith National Guard 6 in 1925)
- Modern Record for Fewest Points Allowed (since 1935)**  
14 (Arkansas 39, Baylor 14 in 1936)
- Fewest Turnovers**  
4 vs. Texas, 2/2/80

**UA INDIVIDUAL HOME GAME RECORDS**

- Most Points Individual**  
47, Martin Terry vs. SMU, 2/24/73
- Team**  
166 vs. U.S. International, 12/9/89
- Combined Teams**  
267, (UA 166, U.S. Int'l 101), 12/9/89
- Most Field Goals Individual**  
20, Dean Tolson vs. Texas A&M, 3/2/74
- Team**  
68 vs. U.S. International, 12/9/89
- Combined Teams**  
108, (UA 68, U.S. Int'l. 40), 12/9/89
- Most Field Goals Attempted Individual**  
36, Dean Tolson vs. Texas A&M, 3/2/74
- Team**  
101 vs. U.S. International, 12/9/89
- Combined Teams**  
201, (UA 97, W. Kentucky, 104), 12/3/74
- Most Free Throws Individual**  
22, Martin Terry vs. Texas A&M, 1/22/72
- Team**  
48, vs. Ole Miss, 1/17/04
- Combined Teams**  
72, (UA 41, Rice 31), 2/5/72
- Most Free Throws Attempted Individual:**  
24, Martin Terry vs. Texas A&M, 1/22/72
- Team**  
55, vs. Rice, 2/5/72
- Combined Team**  
96, (UA 55, Rice 41), 2/5/72
- Most Rebounds Individual**  
23, Nick Davis vs. Jackson State, 11/21/97
- Team**  
77 vs. Jackson St., 11/22/02
- Combined Teams**  
114, (UA 50, W. Kentucky 64), 2/3/74



Matt Jones had 10 points and eight rebounds in Arkansas' most recent overtime game at home last year against Alabama.



**ALL-TIME SERIES STANDINGS**

Air Force	1-1
<b>Alabama</b>	<b>21-17</b>
Alabama-Birmingham	2-0
Alabama State	6-0
Alaska-Anchorage	1-0
Alcorn State	3-0
Albright (Pa.)	0-1
American University (PR)	0-1
Arizona	6-2
Arizona State	1-0
Arkansas State	5-0
Arkansas Tech	1-0
<b>Auburn</b>	<b>17-11</b>
<b>Austin Peay</b>	<b>1-0</b>
Baptist College	1-0
Baylor	93-46
Bethune-Cookman	3-0
Biscayne	1-0
Boise State	1-0
Brigham Young	0-1
Butler	0-1
California	1-0
Cal State-Fullerton	1-0
California Hayward	1-0
Canisius (N.Y.)	0-1
Centenary	21-4
Central Arkansas	4-0
Central Florida	1-0
Central Missouri College	1-0
Central Missouri State	3-0
Central Oklahoma State	2-0
Chaminade	1-0
Chicago State	1-0
Cincinnati	1-3
City College, N.Y.	2-0
Clemson	1-0
Coastal Carolina	2-0
College of Ozarks	3-0
Connecticut	0-1
Cornell	0-1
Creighton	1-1
Culver-Stockton (Mo.)	1-0
Dayton	1-0
Delaware State	2-0
Denver University	1-0
DePaul	0-1
Drake	1-0
Drury College	10-1
Duke	2-1
East Central Oklahoma	3-0
Eastern Kentucky	1-0
East New Mexico	1-0
East Tennessee State	1-0
Elon	1-0
<b>Florida</b>	<b>7-7</b>
Florida A&M	1-0
Florida State	1-1
Fordham	1-1
Fresno State	1-0
Georgetown	2-2
<b>Georgia</b>	<b>11-7</b>
Georgia Southern	1-0
Georgia State	2-0
Georgia Tech	1-3
Grambling	3-0
Hardin-Simmons	3-1
Hawaii	2-0
Hendrix	8-0
Hofstra	2-0
Holy Cross	1-0
Houston	21-16
Idaho State	0-2
<b>Illinois</b>	<b>0-4</b>
Illinois State	0-1
Indiana	0-1
Indiana State	2-2
Iowa	2-4
Iowa State	1-2
Jackson State	12-0
Jacksonville Univ.	1-0
Kansas	4-8
Kansas State	3-7
Kent State	1-0
<b>Kentucky</b>	<b>7-18</b>
Kentucky Wesleyan	0-1
Lamar Tech	1-0
LaSalle	0-1
Long Island	0-1
Louisiana-Lafayette	1-1
<b>Louisiana-Monroe</b>	<b>6-1</b>
<b>Louisiana State</b>	<b>24-14</b>
Louisiana Tech	4-0
Louisville	3-3
Loyola (Calif.)	3-0
Loyola (Chicago)	0-1
Loyola (New Orleans)	1-0
MacMurray (Ill.)	1-0
Maine	1-0
Maryland	1-1
Marquette	1-0
Maryland-Eastern Shore	1-0
Massachusetts	0-2
McNeese State	1-0
Memphis	11-10
Mercer	4-0
Mexico University	1-0
Miami, Florida	0-1
Michigan	2-3
Michigan State	0-2
Minnesota	2-1
<b>Mississippi (Ole Miss)</b>	<b>35-19</b>
Mississippi College	1-0
<b>Mississippi State</b>	<b>22-14</b>
Mississippi Valley	2-0
<b>Missouri</b>	<b>15-16</b>
Missouri-St. Louis	4-1
Missouri Western	1-0
Montevallo	3-0
Morgan State	1-0
Murray State	4-2
Nebraska	6-2
Nevada-Las Vegas	1-2
New Mexico State	2-0
New York University	0-3
Nicholls St.	1-0
North Carolina	3-3
North Carolina A&T	2-0
North Carolina-Greensboro	1-0
North Carolina State	0-1
Northern Arizona	1-0
North Texas	12-0
Northeastern Illinois	1-0
NE Oklahoma State	24-0
NW Oklahoma State	1-0
Northwestern (La.) State	5-1
Notre Dame	1-0
Ohio State	2-1
Oklahoma	12-9
Oklahoma State	14-36
Oklahoma City	8-4
Oral Roberts	7-2
Oregon	3-0
Oregon State	0-1
Ouachita Baptist	1-0
Penn State	1-0
Pepperdine	1-0
Pittsburg (Kan.) State	15-8
Pittsburgh	2-2
Princeton	1-0
Providence	1-1
Purdue	1-1
Quincy College	1-0
Rice	100-40
Rider College	1-0
Rockhurst	4-0
St. John's	1-1
St. Peter's	2-0
<b>Saint Louis</b>	<b>3-7</b>
Samford	2-0
Sam Houston State	2-0
San Diego State	2-0
San Francisco	2-0
San Francisco State	0-1
Santa Clara	1-0
Siena	1-0
Southeast Missouri State	4-1
Southeastern Louisiana	2-0
Southeastern Oklahoma State	9-2
South Alabama	4-0
<b>South Carolina</b>	<b>10-5</b>
South Dakota	1-0
Southern	1-0
Southern Colorado	1-0
Southern California	0-2
Southern Illinois	2-2
Southern Methodist	94-58
Southern Mississippi	4-1
Southern Utah	2-0
Southwest Texas St.	2-0
SW Kansas State	0-1
Southwestern (Tenn.)	1-0
Southwest Missouri State	14-5
Stanford	0-1
Stephen F. Austin	1-0
St. Joseph's (Pa.)	1-0
Syracuse	1-0
<b>Tennessee</b>	<b>9-10</b>
Tennessee-Chattanooga	1-0
Tennessee Illinois	2-0
Tennessee Martin	2-0
<b>Tennessee State</b>	<b>2-0</b>
Texas	84-64
Texas-Arlington	5-0
Texas-Pan American	1-0
Texas A&M	96-50
Texas Christian	104-38
Texas-San Antonio	3-0
Texas Southern	3-0
Texas Tech	38-37
Texas Wesleyan	1-0
Toledo	1-0
<b>Troy State</b>	<b>1-1</b>
Tulane	5-0
<b>Tulsa</b>	<b>34-23</b>
U.C. Santa Barbara	0-1
UCLA	1-2
U.S. International	1-0
Utah	0-1
Utah State	0-1
<b>Vanderbilt</b>	<b>10-6</b>
Villanova	0-3
Virginia	3-4
Virginia Military	2-1
Wabash	1-0
Wake Forest	2-4
Washburn	0-1
Washington (Mo.)	2-0
Washington State	0-1
Weber State	2-0
Western Carolina	1-1
Western Illinois	2-0
Westminster (Pa.)	0-1
West Texas State	2-1
Western Kentucky	4-2
Wichita State	1-1
Wisconsin-Parkside	1-0
Wyoming	2-1

**ALL-TIME SERIES RESULTS**

<b>Air Force</b>	
<b>Tied 1-1</b>	
<b>Way: 0-1</b>	
<b>Neutral: 1-0</b>	
1975-76	L 59-58 A
1976-77	W 72-54 N (LR)
<b>Alabama</b>	
<b>Arkansas leads 21-17</b>	
<b>Since UA Joined the SEC in '91-92:</b>	
Tied 14-14	
<b>Home: 9-4</b>	
<b>Way: 4-11</b>	
<b>Neutral: 8-2</b>	
1947-48	W 42-35 N (Memphis)
1949-50	W 41-33 N (Okla. City)
1950-51	W 46-34 N (Okla. City)
1954-55	L 84-67 N (Houston)
1960-61	W 83-76 N (LR)
1967-68	L 82-65 A
1968-69	W 52-48 N (LR)
1986-87	L 87-76 A
1987-88	W 80-55 N (LR)
1990-91	W 93-70 N (Charlotte)
1991-92	L 65-63 A
	W 90-87 H
	L 90-89 N (Birmingham)
1992-93	W 74-66 H
	L 93-82 A
1993-94	L 66-64 A
	W 102-81 H
1994-95	L 88-70 H
	W 86-80 A
	W 69-58 N (Atlanta)
1995-96	W 71-63 A
	L 98-89 H
1996-97	W 72-68 A
	W 73-53 H
1997-98	W 77-70 H
	L 65-63 A
1998-99	L 67-60 H
	L 84-79 A
1999-00	L 73-64 A
	W 81-66 H
2000-01	W 87-58 H
	W 66-63 A
2001-02	L 109-94 A
	W 67-59 H
2002-03	L 61-51 A
	W 81-70 H
2003-04	L 81-65 A
	L 72-68 (OT)H
<b>Alabama-Birmingham</b>	
<b>Arkansas leads 2-0</b>	
<b>Home: 1-0</b>	
<b>Way: 1-0</b>	
1989-90	W 109-95 A
1990-91	W 104-72 H
<b>Alabama St.</b>	
<b>Arkansas leads 6-0</b>	
<b>Home: 4-0</b>	
<b>Neutral: 2-0</b>	
1982-83	W 108-65 H
1983-84	W 86-80 H
1985-86	W 87-69 N (LR)
1991-92	W 96-80 N (PB)
1997-98	W 103-48 H
1998-99	W 73-43 H
<b>Alaska-Anchorage</b>	
<b>Arkansas leads 1-0</b>	
<b>Neutral: 1-0</b>	
1980-81	W 92-58 N (PB)
<b>Alcorn St.</b>	
<b>Arkansas leads 3-0</b>	
<b>Home: 2-0</b>	
1987-88	W 101-55 H
1995-96	W 116-75 H
1999-00	W 102-59 H
<b>Albright (Pa.)</b>	
<b>Albright leads 1-0</b>	
<b>Way: 0-1</b>	
1943-44	L 47-40 A
<b>American University (PR)</b>	
<b>American leads 1-0</b>	
<b>Way: 0-1</b>	
1997-98	L 64-59 A
<b>Arizona</b>	
<b>Arkansas leads 6-2</b>	
<b>Home: 2-1</b>	
<b>Way: 1-0</b>	
<b>Neutral: 3-1</b>	
1948-49	W 65-44 H
1952-53	W 68-51 N (Dallas)
1966-67	W 65-61 N (Los Angeles)
1990-91	L 89-77 N (New York)
1991-92	W 65-59 H
1992-93	W 86-80 A
1993-94	W 91-82 N (Charlotte)
1995-96	L 83-73 H
<b>Arizona St.</b>	
<b>Arkansas leads 1-0</b>	
<b>Neutral: 1-0</b>	
1990-91	W 97-90 N
<b>Arkansas St.</b>	
<b>Arkansas leads 5-0</b>	
<b>Home: 3-0</b>	
<b>Way: 1-0</b>	
<b>Neutral: 1-0</b>	
1924-25	W 31-9 H
1925-26	W 32-14 H
1926-27	W 42-12 H
1947-48	W 76-59 A
1986-87	W 67-64 N
<b>Arkansas Tech</b>	
<b>Arkansas leads 1-0</b>	
<b>Home: 1-0</b>	
1950-51	W 50-45 H
<b>Auburn</b>	
<b>Arkansas leads 17-11</b>	
<b>Since UA Joined the SEC in '91-92: UA leads 17-10</b>	
<b>Home: 11-2</b>	
<b>Way: 5-8</b>	
<b>Neutral: 1-1</b>	
1967-68	L 65-58 N (Okla. City)
1991-92	W 110-92 H
	W 82-74 A
1992-93	L 100-89 H
	L 81-80 A
1993-94	W 117-105 A
	W 91-81 H
1994-95	L 104-90 A
	W 68-66 H
1995-96	L 101-76 A
	W 87-77 H
1996-97	W 56-55 A
	W 75-42 H
1997-98	W 79-65 A
	W 107-83 H
1998-99	L 83-66 A
	W 104-88 H
1999-00	L 73-55 A
	W 64-55 H
	W 75-67 N (Atlanta)
2000-01	W 82-72 H
	L 71-63 A
2001-02	W 83-77 A
	W 62-60 H
2002-03	L 52-37 H
	L 69-54 A
2003-04	L 70-63 A
	W 74-52 H

<b>Austin Peay</b>	
<b>Arkansas leads 1-0</b>	
<b>Home: 1-0</b>	
1984-85	W 68-63 H
<b>Baptist College</b>	
<b>Arkansas leads 1-0</b>	
<b>Home: 1-0</b>	
1984-85	W 74-55 H
<b>Baylor</b>	
<b>Arkansas leads 93-46</b>	
<b>Home: 53-11</b>	
<b>Way: 36-33</b>	
<b>Neutral: 4-2</b>	
1923-24	L 33-29 A
	W 28-14 A
1924-25	W 39-14 H
	W 23-14 H
1925-26	W 22-9 A
	W 19-14 A
1927-28	W 59-21 A
	W 34-21 A
1928-29	W 59-24 H
	W 71-23 H
1929-30	W 30-23 A
	W 27-21 A
1930-31	L 29-27 H
	W 29-25 H
1931-32	L 34-28 A
	W 42-31 A
1932-33	W 34-19 H
	W 39-30 H
1933-34	W 31-29 A
	L 31-20 A
1934-35	W 37-27 H
	W 48-30 H
1935-36	W 44-26 A
	W 39-14 A
1936-37	L 25-22 H
	W 42-24 H
1937-38	L 54-47 A
	W 54-45 A
1938-39	W 46-38 H
	W 40-36 H
1939-40	L 40-24 A
	L 47-39 A
1940-41	W 62-48 H
	W 36-31 H
1941-42	W 53-43 A
	W 50-45 A
1942-43	W 68-25 H
	W 40-38 H
1943-44	W 45-28 A
	W 36-34 A
1944-45	W 94-28 H
	W 90-30 H
1945-46	W 49-37 A
	L 40-28 A
1946-47	W 55-50 H
	W 68-57 H
1947-48	L 42-38 A
	L 55-47 A
1948-49	L 41-37 H
	W 52-46 A
1949-50	L 60-49 N (LR)
	L 52-42 A
1950-51	W 69-55 H
	W 55-44 A
1951-52	W 58-44 N (Dallas)
	W 54-38 A
	L 44-39 H
1952-53	W 49-47 H
	L 74-68 A
1953-54	L 63-59 A
	W 73-51 H
1954-55	W 73-63 H
	W 75-72 A
1955-56	L 63-67 N (Houston)
	W 85-64 A
	W 36-31 H
1956-57	L 52-51 H
	L 67-61 A
1957-58	W 68-53 A
	W 79-55 H
1958-59	W 60-57 N (Houston)
	L 64-58 A
	W 59-53 H
1959-60	W 71-66 N (Houston)
	W 90-83 (2OT) A
	W 83-74 H
1960-61	W 74-58 A
	W 70-48 H
1961-62	L 76-60 A
	W 76-75 H
1962-63	W 75-65 H
	W 67-61 A
1963-64	L 95-74 A
	W 73-61 H
1964-65	L 84-75 A





# RECORDS | SERIES RESULTS



1965-66	W 78-73 H	
	W 78-59 H	
	L 82-71 A	
1966-67	L 65-53 A	
	L 68-55 H	
1967-68	L 80-69 A	
	L 71-64 H	
1968-69	L 74-72 H	
	L 66-54 A	
1969-70	L 110-76 A	
	W 76-75 H	
1970-71	L 92-91 A	
	L 110-111 (OT) H	
1971-72	L 93-84 A	
	W 131-109 H	
1972-73	L 76-70 H	
	W 76-74 A	
1973-74	L 94-68 A	
	W 92-62 H	
1974-75	L 73-69 A	
	W 83-64 H	
1975-76	L 84-81 A	
	W 86-64 H	
1976-77	W 68-59 A	
	W 77-73 H	
1977-78	W 56-55 (OT) A	
	W 82-56 H	
1978-79	L 70-67 H	
	W 71-62 A	
1979-80	W 71-57 H	
	W 70-51 A	
1980-81	L 67-58 A	
	W 67-50 H	
1981-82	W 70-58 H	
	L 56-55 (OT) A	
1982-83	W 65-60 H	
	W 81-66 A	
1983-84	W 57-50 A	
	W 63-44 H	
1984-85	W 64-57 (OT) A	
	W 106-71 H	
1985-86	W 81-76 (OT) H	
	L 65-64 A	
1986-87	L 83-82 A	
	W 71-67 H	
1987-88	W 70-62 H	
	L 58-57 A	
1988-89	W 88-58 A	
	W 89-54 H	
1989-90	W 99-84 H	
	L 82-77 A	
	W 115-75 N (Dallas)	
1990-91	W 73-68 A	
	W 106-74 H	
<b>Bethune-Cookman</b>		
<b>Arkansas leads 3-0</b>		
<b>Home: 3-0</b>		
1989-90	W 91-61 H	
1991-92	W 128-46 H	
1997-98	W 108-42 H	
<b>Biscayne</b>		
<b>Arkansas leads 1-0</b>		
<b>Neutral: 1-0</b>		
1981-82	W 91-61 N (LR)	
<b>Boise State</b>		
<b>Arkansas leads 1-0</b>		
<b>Home: 1-0</b>		
1975-76	W 72-56 H	
<b>Brigham Young</b>		
<b>Brigham Young leads 1-0</b>		
<b>Neutral: 0-1</b>		
1947-48	L 68-58 N (Los Angeles)	
<b>Butler</b>		
<b>Butler leads 1-0</b>		
<b>Away: 0-1</b>		
1930-31	L 31-21 A	
<b>California</b>		
<b>Arkansas leads 1-0</b>		
<b>Neutral: 1-0</b>		
1986-87	W 74-58 N (Honolulu)	
<b>Cal State-Fullerton</b>		
<b>Arkansas leads 1-0</b>		
<b>Neutral: 1-0</b>		
1977-78	W 61-58 N (Albuquerque, N.M.)	
<b>California Hayward</b>		
<b>Arkansas leads 1-0</b>		
<b>Home: 1-0</b>		
1976-77	W 89-59 H	

<b>Canisius (N.Y.)</b>		
<b>Canisius leads 1-0</b>		
<b>Away: 0-1</b>		
1948-49	L 60-51 A	
<b>Centenary</b>		
<b>Arkansas leads 21-4</b>		
<b>Home: 12-3</b>		
<b>Away: 6-1</b>		
<b>Neutral: 3-0</b>		
1925-26	W 69-21 H	
	W 43-9 H	
1959-60	W 75-55 H	
1960-61	W 71-61 H	
1965-66	W 90-61 A	
1966-67	L 81-80 H	
1967-68	W 85-65 A	
	W 90-82 N (LR)	
1968-69	W 64-61 A	
	W 79-50 H	
	W 56-48 N (LR)	
1970-71	W 71-61 A	
1972-73	L 80-72 H	
1973-74	L 98-96 H	
1974-75	L 74-72 A	
1978-79	W 77-57 H	
1979-80	W 65-53 H	
	W 70-62 A	
1980-81	W 78-64 H	
1981-82	W 87-60 H	
1982-83	W 79-51 A	
1987-88	W 61-48 H	
1989-00	W 73-55 N (NLR)	
2000-01	W 88-57 H	
2002-03	W 75-51 H	
<b>Central Arkansas</b>		
<b>Arkansas leads 4-0</b>		
<b>Home: 1-0</b>		
<b>Away: 3-0</b>		
1933-34	W 54-30 A	
1935-36	W 42-38 A	
	W 66-27 A	
1946-47	W 59-39 H	
<b>Central Florida</b>		
<b>Arkansas leads 1-0</b>		
<b>Neutral: 1-0</b>		
1984-85	W 59-45 N (PB)	
<b>Central Missouri College</b>		
<b>Arkansas leads 1-0</b>		
<b>Home: 1-0</b>		
1951-52	W 52-42 H	
<b>Central Missouri St.</b>		
<b>Arkansas leads 3-0</b>		
<b>Home: 3-0</b>		
1937-38	W 43-36 H	
1939-40	W 60-46 H	
1941-42	W 44-36 H	
<b>Central Oklahoma St.</b>		
<b>Arkansas leads 2-0</b>		
<b>Home: 2-0</b>		
1941-42	W 43-23 H	
	W 42-25 H	
<b>Chaminade</b>		
<b>Arkansas leads 1-0</b>		
<b>Neutral: 1-0</b>		
1991-92	W 99-84 N (Maui)	
<b>Chicago St.</b>		
<b>Arkansas leads 1-0</b>		
<b>Neutral: 1-0</b>		
1987-88	W 78-68 N (PB)	
<b>Cincinnati</b>		
<b>Cincinnati leads 3-1</b>		
<b>Home: 0-1</b>		
<b>Away: 0-1</b>		
<b>Neutral: 1-1</b>		
1957-58	L 97-62 N (Lawrence, Kan.)	
1994-95	W 84-75 N (Honolulu)	
1995-96	L 82-67 H	
1996-97	L 92-57 A	
<b>City College, N.Y.</b>		
<b>Arkansas leads 2-0</b>		
<b>Away: 2-0</b>		
1943-44	W 39-37 A	
1944-45	W 59-47 A	
<b>Clemson</b>		
<b>Arkansas leads 1-0</b>		
<b>Neutral: 1-0</b>		
1961-62	W 62-60 N (Greenville, S.C.)	

<b>Coastal Carolina</b>		
<b>Arkansas leads 2-0</b>		
<b>Neutral: 2-0</b>		
1987-88	W 81-59 N (LR)	
1992-93	W 93-74 N (LR)	
<b>College of the Ozarks</b>		
<b>Arkansas leads 3-0</b>		
<b>Away: 3-0</b>		
1924-25	W 27-18 A	
1927-28	W 53-27 A	
	W 59-20 A	
<b>Connecticut</b>		
<b>Connecticut leads 1-0</b>		
<b>Neutral: 0-1</b>		
1996-97	L 74-64 N (New York)	
<b>Cornell</b>		
<b>Cornell leads 1-0</b>		
<b>Neutral: 0-1</b>		
1972-73	L 78-77 N (LR)	
<b>Creighton</b>		
<b>Tied 1-1</b>		
<b>Away: 0-1</b>		
<b>Neutral: 1-0</b>		
1932-33	L 29-28 A	
1962-63	W 73-61 N (Okla. City)	
<b>Culver-Stockton (Mo.)</b>		
<b>Arkansas leads 1-0</b>		
<b>Home: 1-0</b>		
1947-48	W 68-36 H	
<b>Dayton</b>		
<b>Arkansas leads 1-0</b>		
<b>Neutral: 1-0</b>		
1989-90	W 86-84 N (Austin)	
<b>Delaware St.</b>		
<b>Arkansas leads 2-0</b>		
<b>Home: 1-0</b>		
<b>Neutral: 1-0</b>		
1989-90	W 117-75 N (LR)	
1993-94	W 123-66 H	
<b>Denver University</b>		
<b>Arkansas leads 1-0</b>		
<b>Neutral: 1-0</b>		
1944-45	W 50-36 N (Okla. City)	
<b>DePaul</b>		
<b>DePaul leads 1-0</b>		
<b>Neutral: 0-1</b>		
1943-44	L 59-30 N (New York)	
<b>Drake</b>		
<b>Arkansas leads 1-0</b>		
<b>Home: 1-0</b>		
1936-37	W 31-22 H	
<b>Drury College</b>		
<b>Arkansas leads 10-1</b>		
<b>Home: 7-0</b>		
<b>Away: 3-1</b>		
1927-28	W 39-20 A	
1928-29	W 52-25 H	
	W 42-22 H	
1929-30	L 28-25 A	
1931-32	W 45-26 A	
	W 35-14 H	
1938-39	W 44-21 H	
	W 27-19 H	
1940-41	W 62-17 H	
	W 46-20 H	
1942-43	W 42-29 A	
<b>Duke</b>		
<b>Arkansas leads 2-1</b>		
<b>Neutral: 2-1</b>		
1989-90	L 97-83 N (Denver)	
1990-91	W 98-88 N (New York)	
1993-94	W 76-72 N (Charlotte)	
<b>East Central Oklahoma</b>		
<b>Arkansas leads 3-0</b>		
<b>Home: 2-0</b>		
<b>Away: 1-0</b>		
1934-35	W 50-21 A	
1941-42	W 54-28 H	
1942-43	W 50-35 H	
<b>Eastern Kentucky</b>		
<b>Arkansas leads 1-0</b>		
<b>Neutral: 1-0</b>		
1980-81	W 80-74 N (LR)	

<b>Eastern New Mexico</b>		
<b>Arkansas leads 1-0</b>		
<b>Home: 1-0</b>		
1975-76	W 102-55 H	
<b>East Tennessee St.</b>		
<b>Arkansas leads 1-0</b>		
<b>Home: 1-0</b>		
1983-84	W 79-50 H	
<b>Elon</b>		
<b>Arkansas leads 1-0</b>		
<b>Home: 1-0</b>		
2001-02	W 96-52 H	
<b>Florida</b>		
<b>Tied 7-7</b>		
<b>Since UA Joined the SEC in '91-92:</b>		
<b>Same</b>		
<b>Home: 5-2</b>		
<b>Away: 1-5</b>		
<b>Neutral: 1-0</b>		
1991-92	W 75-62 H	
1992-93	L 94-74 A	
1993-94	W 99-87 H	
1994-95	W 94-85 A	
1995-96	W 75-60 H	
1996-97	L 75-62 A	
1997-98	W 89-84 H	
1998-99	L 74-61 A	
	W 75-74 N (Atlanta)	
1999-00	L 80-71 H	
2000-01	L 73-63 A	
2001-02	W 94-92 (OT) H	
2002-03	L 77-66 A	
2003-04	L 73-68 H	
<b>Florida A&amp;M</b>		
<b>Arkansas leads 1-0</b>		
<b>Home: 1-0</b>		
1994-95	W 97-57 H	
<b>Florida St.</b>		
<b>Tied 1-1</b>		
<b>Away: 1-0</b>		
<b>Neutral: 0-1</b>		
1988-89	L 112-105 (OT) N (LR)	
1990-91	W 109-92 A	
<b>Fordham</b>		
<b>Tied 1-1</b>		
<b>Neutral: 1-1</b>		
1967-68	L 80-73 N (Okla. City)	
1983-84	W 62-61 N (Anchorage)	
<b>Fresno St.</b>		
<b>Arkansas leads 1-0</b>		
<b>Neutral: 1-0</b>		
1997-98	W 70-69 N (Phoenix)	
<b>Georgetown</b>		
<b>Tied 2-2</b>		
<b>Away: 0-1</b>		
<b>Neutral: 2-1</b>		
1984-85	L 56-39 A	
1993-94	W 85-73 N (Okla. City)	
1994-95	W 97-79 N (Memphis)	
2000-01	L 63-61 N (Boise, Idaho)	



Jonathon Modica made 10 of 13 shots and scored 23 points in last year's win over Jacksonville University.

<b>Georgia</b>		
<b>Arkansas leads 11-7</b>		
<b>Since UA Joined the SEC in '91-92:</b>		
<b>Same</b>		
<b>Home: 5-1</b>		
<b>Away: 2-5</b>		
<b>Neutral: 4-1</b>		
1991-92	L 87-78 A	
	W 73-60 N (Birmingham)	
1992-93	W 97-79 H	
	W 65-60 N (Lexington)	
1993-94	W 74-65 A	
	W 95-83 N (Memphis)	
1994-95	W 84-82 H	
1995-96	L 71-59 A	
1996-97	W 79-74 H	
	L 65-63 N (Memphis)	
1997-98	L 86-70 A	
1998-99	W 82-79 H	
1999-00	W 74-54 A	
	W 71-64 N (Atlanta)	
2000-01	W 82-67 H	
!2001-02	L 81-67 A	
!2002-03	L 81-64 H	
2003-04	L 71-50 A	
! Georgia victories vacated by the NCAA		
<b>Georgia Southern</b>		
<b>Arkansas leads 1-0</b>		
<b>Home: 1-0</b>		
1971-72	W 93-91 H	
<b>Georgia St.</b>		
<b>Arkansas leads 2-0</b>		
<b>Home: 1-0</b>		
<b>Neutral: 1-0</b>		
1972-73	W 70-39 H	
1990-91	W 117-76 N (Atlanta)	
<b>Georgia Tech</b>		
<b>Georgia Tech leads 3-1</b>		
<b>Away: 0-2</b>		
<b>Neutral: 1-1</b>		
1961-62	W 72-42 N (Greenville, S.C.)	
1964-65	L 93-83 A	
1965-66	L 88-75 A	
1984-85	L 72-52 N (Honolulu)	
<b>Grambling St.</b>		
<b>Arkansas leads 3-0</b>		
<b>Home: 2-0</b>		
<b>Neutral: 1-0</b>		
1986-87	W 84-65 N (PB)	
2000-01	W 121-66 H	
2003-04	W 64-46 H	
<b>Hardin-Simmons</b>		
<b>Arkansas leads 3-1</b>		
<b>Home: 3-0</b>		
<b>Away: 0-1</b>		
1964-65	W 68-63 H	
1		



**Houston**  
**Arkansas leads 21-16**  
**Home:** 13-3  
**Away:** 6-12  
**Neutral:** 2-1  
 1975-76 L 72-71 A  
           W 92-47 H  
 1976-77 W 81-70 H  
           W 82-80 A  
           W 80-74 A  
 1977-78 W 84-65 H  
           L 84-75 A  
           L 70-69 A  
 1978-79 W 62-61 A  
           W 78-58 H  
 1979-80 W 60-57 H  
           L 90-84 (OT)A  
 1980-81 L 57-54 A  
           W 70-55 H  
           W 67-66 H  
 1981-82 L 55-53 A  
           W 84-69 N (Dallas)  
 1982-83 L 75-60 A  
           L 74-66 H  
           L 64-61 A  
 1983-84 W 73-68 H  
           L 57-56 N (Dallas)  
 1984-85 L 78-73 A  
           W 73-59 H  
 1985-86 L 87-85 (OT)H  
           L 93-83 A  
           L 60-55 A  
 1986-87 L 57-54 H  
           W 71-62 H  
           L 82-77 A  
 1988-89 W 88-87 A  
           W 107-79 H  
 1989-90 W 82-78 A  
           W 100-89 H  
           W 96-84 N (Dallas)  
 1990-91 W 95-79 H  
           W 81-74 A

**Idaho St.**  
**Idaho St. leads 2-0**  
**Neutral:** 0-2  
 1967-68 L 77-75 N (Okla. City)  
 1971-72 L 88-73 N (Logan, Utah)

**Illinois**  
**Illinois leads 4-0**  
**Away:** 0-1  
**Neutral:** 0-3  
 1949-50 L 65-53 A  
 2001-02 L 94-91 N (Chicago)  
 2002-03 L 62-58 N (NLR)  
 2003-04 L 84-61 N (Chicago)

**Illinois St.**  
**Illinois St. leads 1-0**  
**Home:** 0-1  
 1972-73 L 81-67 H

**Indiana**  
**Indiana leads 1-0**  
**Away:** 0-1  
 1949-50 L 75-50 A

**Indiana St.**  
**Tied 2-2**  
**Home:** 2-0  
**Away:** 0-1  
**Neutral:** 0-1  
 1972-73 W 80-75 H  
 1973-74 L 92-82 A  
 1975-76 W 91-71 H  
 1978-79 L 73-71 N (Cincinnati)

**Iowa**  
**Iowa leads 4-2**  
**Neutral:** 2-4  
 1965-66 L 77-75 N (El Paso)  
 1984-85 L 71-52 N (Honolulu)  
           W 63-54 N (Salt Lake City)  
 1994-95 W 101-92 N (Honolulu)  
 1998-99 L 82-72 N (Denver)  
 1999-00 L 77-71 N (Hilo, Hawaii)

**Iowa St.**  
**Iowa St. leads 2-1**  
**Away:** 0-1  
**Neutral:** 1-1  
 1970-71 L 86-77 A  
 1971-72 L 96-93 N (LR)  
 1984-85 W 84-79 (OT)N (Honolulu)

**Jackson St.**  
**Arkansas leads 12-0**  
**Home:** 9-0  
**Neutral:** 3-0

1990-91 W 126-88 N (LR)  
 1991-92 W 89-66 N (LR)  
 1992-93 W 123-76 N (PB)  
 1993-94 W 96-80 H  
 1994-95 W 103-87 H  
 1995-96 W 86-77 H  
 1996-97 W 124-74 H  
 1997-98 W 97-71 H  
 1998-99 W 83-72 H  
 1999-00 W 98-60 H  
 2000-01 W 107-78 H  
 2002-03 W 81-44 H

**Jacksonville University**  
**Arkansas leads 1-0**  
**Neutral:** 1-0  
 2003-04 W 85-65 N (LR)

**Kansas**  
**Kansas leads 8-4**  
**Home:** 2-2  
**Away:** 1-4  
**Neutral:** 1-2  
 1946-47 L 53-52 N (Kansas City)  
 1961-62 L 85-74 A  
 1962-63 W 64-62 (OT)H  
 1963-64 L 73-60 A  
 1964-65 L 65-60 H  
 1965-66 L 81-52 A  
 1966-67 L 73-57 H  
 1976-77 W 67-63 A  
 1977-78 W 78-72 N (LR)  
 1985-86 L 89-78 A  
 1986-87 W 103-86 H  
 1990-91 L 93-81 N (Charlotte)

**Kansas State**  
**Kansas St. leads 7-3**  
**Home:** 2-0  
**Away:** 1-2  
**Neutral:** 0-5  
 1946-47 L 56-41 N (Kansas City)  
 1956-57 L 70-56 A  
 1974-75 L 72-71 (2OT)A  
 1976-77 W 80-65 H  
 1979-80 L 66-57 N (PB)  
           L 71-53 N (Lincoln, Neb.)  
 1980-81 L 47-46 (OT)N (Kansas City)  
 1981-82 L 65-64 N (Dallas)  
 1990-91 W 112-88 H  
 1991-92 W 70-59 A

**Kent St.**  
**Arkansas leads 1-0**  
**Neutral:** 1-0  
 1981-82 W 91-49 N (LR)

**Kentucky**  
**Kentucky leads 18-7**  
**Since UA Joined the SEC: UK leads 13-7**  
**Home:** 4-2  
**Away:** 2-8  
**Neutral:** 1-8  
 1945-46 L 62-46 A  
 1948-49 L 76-39 A  
 1949-50 L 57-53 N (LR)  
 1977-78 L 64-59 N (St. Louis)  
 1991-92 W 105-88 A  
 1992-93 W 101-94 H  
           L 92-81 A  
           L 90-78 N (Memphis)  
 1994-95 W 94-92 H  
           L 95-93 (OT) N (Atlanta)  
 1995-96 L 88-73 A  
           L 95-75 N (New Orleans)  
 1996-97 L 83-73 H  
 1997-98 L 80-77 (OT) A  
           L 99-74 N (Atlanta)  
 1998-99 W 74-70 H  
           L 76-63 N (Atlanta)  
 1999-00 L 60-55 A  
           W 86-72 N (Atlanta)  
 2000-01 W 82-78 H  
           L 87-78 N (Nashville)  
 2001-02 L 71-58 A  
 2002-03 L 66-50 H  
 2003-04 L 73-56 A

**Kentucky Wesleyan**  
**Kentucky Wesleyan leads 1-0**  
**Neutral:** 0-1  
 1969-70 L 76-75 N (Lafayette, La.)

**Lamar Tech**  
**Arkansas leads 1-0**  
**Home:** 1-0  
 1963-64 W 86-80 H

**LaSalle**  
**LaSalle leads 1-0**  
**Away:** 0-1  
 1947-48 L 69-58 A

**Long Island**  
**Long Island leads 1-0**  
**Away:** 0-1  
 1948-49 L 56-42 A

**Louisiana-Lafayette**  
**Tied 1-1**  
**Home:** 1-0  
**Away:** 0-1  
 1963-64 W 71-65 H  
 1969-70 L 94-85 A

**Louisiana-Monroe**  
**Arkansas leads 6-1**  
**Home:** 4-0  
**Neutral:** 2-1  
 1979-80 W 74-51 N (PB)  
 1982-83 W 89-76 H  
 1990-91 W 114-92 N (PB)  
 1992-93 L 87-78 N (LR)  
 1995-96 W 75-67 H  
 1998-99 W 92-70 H  
 2000-01 W 99-59 H

**Louisiana St.**  
**Arkansas leads 24-14**  
**Since UA Joined the SEC in '91-92: UA leads 20-9**  
**Home:** 10-3  
**Away:** 9-6  
**Neutral:** 5-5  
 1949-50 L 62-46 A  
 1950-51 W 64-50 N (LR)  
 1958-59 L 67-58 N (Shreveport)  
 1961-62 W 84-81 (OT)N (Shreveport)  
 1962-63 L 72-70 N (LR)  
 1977-78 W 67-62 A  
 1979-80 L 56-55 N (LR)  
 1980-81 W 86-76 N  
           L 72-56 N (New Orleans)  
 1991-92 W 101-90 A  
           W 106-92 (OT) H  
 1992-93 W 91-79 A  
           W 88-75 H  
 1993-94 W 84-83 H  
           W 108-105 (OT) A  
 1994-95 W 105-81 H  
           W 92-90 A  
 1995-96 W 76-68 H  
           W 94-79 A  
 1996-97 W 82-57 H  
           L 66-64 A  
 1997-98 W 62-59 H  
           W 85-68 A  
 1998-99 W 80-75 A  
           W 86-64 H  
 1999-00 L 96-75 A  
           L 78-67 H  
           W 69-67 N (Atlanta)  
 2000-01 W 59-52 A  
           W 87-70 H  
           W 77-72 N (Nashville)  
 2001-02 L 75-69 A  
           L 67-63 H  
           L 75-65 H  
           L 75-56 A  
           L 85-56 N (New Orleans)  
 2003-04 L 66-55 H  
           L 65-52 A

**Louisiana Tech**  
**Arkansas leads 4-0**  
**Home:** 2-0  
**Neutral:** 2-0  
 1986-87 W 90-64 N (LR)  
 1990-91 W 114-97 N (LR)  
 2002-03 W 72-60 H  
 2003-04 W 68-56 H

**Louisville**  
**Tied 3-3**  
**Home:** 0-1  
**Away:** 1-0  
**Neutral:** 2-2  
 1978-79 W 73-62 N (Cincinnati)  
 1980-81 W 74-73 N (Austin, Texas)  
 1981-82 L 65-63 N (Knoxville, Tenn.)  
 1988-89 L 93-84 N (Indianapolis)  
 1996-97 L 91-88 (OT)H  
 1997-98 W 100-83 A

**Loyola-Marymount**  
**Arkansas leads 3-0**  
**Home:** 1-0  
**Neutral:** 2-0  
 1947-48 W 60-47 N (San Francisco)

1979-80 W 76-66 H  
 1988-89 W 120-101 N (Indianapolis)

**Loyola-Chicago**  
**Loyola-Chicago leads 1-0**  
**Home:** 0-1  
 1962-63 L 81-62 A  
**Loyola-New Orleans**  
**Arkansas leads 1-0**  
**Neutral:** 1-0  
 1965-66 W 67-57 N (El Paso)

**MacMurray (Ill.)**  
**Arkansas leads 1-0**  
**Home:** 1-0  
 1974-75 W 100-66 H

**Maine**  
**Arkansas leads 1-0**  
**Home:** 1-0  
 2001-02 W 64-47 H

**Maryland**  
**Tied 1-1**  
**Home:** 1-0  
**Away:** 0-1  
 1987-88 L 88-61 A  
 1988-89 W 73-68 H

**Maryland-Eastern Shore**  
**Arkansas leads 1-0**  
**Home:** 1-0  
 2000-01 W 100-40 H

**Marquette**  
**Arkansas leads 1-0**  
**Neutral:** 1-0  
 1995-96 W 65-56 N (Providence, R.I.)

**Massachusetts**  
**Massachusetts leads 2-0**  
**Neutral:** 0-2  
 1994-95 L 104-80 N (Springfield, Mass.)  
 1995-96 L 79-63 N (Atlanta)

**McNeese St.**  
**Arkansas leads 1-0**  
**Home:** 1-0  
 1996-97 W 95-68 H

**Memphis**  
**Arkansas leads 11-10**  
**Home:** 5-1  
**Away:** 4-5  
**Neutral:** 2-4  
 1966-67 L 43-36 A  
 1971-72 L 92-77 A  
 1972-73 L 87-86 N (LR)  
 1976-77 L 69-62 N (LR)  
 1977-78 W 95-70 A  
 1978-79 W 82-69 N (LR)  
 1979-80 L 74-67 A  
 1991-92 L 92-88 A  
           L 82-80 N (Milwaukee)  
 1992-93 W 81-76 H  
 1993-94 W 96-78 A  
 1994-95 W 88-87 H  
           W 96-91 (OT) N (Kansas City)  
 1995-96 L 94-72 A  
 1996-97 W 79-63 H  
 1997-98 W 75-72 A  
 1998-99 W 99-74 H  
 1999-00 L 76-71 A  
 2000-01 W 74-68 H  
 2001-02 W 90-73 A  
 2002-03 L 72-67 H

**Mercer**  
**Arkansas leads 4-0**  
**Home:** 2-0  
**Neutral:** 2-0  
 1980-81 W 73-67 N (Austin, Texas)  
 1982-83 W 82-62 N (PB)  
 1999-00 W 71-54 N (Hilo, Hawaii)  
           W 85-60 H

**Mexico University**  
**Arkansas leads 1-0**  
**Home:** 1-0  
 1946-47 W 55-37 H

**Miami (Fla.)**  
**Miami leads 1-0**  
**Neutral:** 0-1  
 1999-00 L 75-71 N (Nashville)

**Michigan**  
**Michigan leads 3-2**  
**Home:** 1-0  
**Away:** 0-1  
**Neutral:** 1-2  
 1965-66 L 82-72 N (Los Angeles)  
 1980-81 L 78-65 A  
 1981-82 W 83-72 H  
 1993-94 W 76-68 N (Dallas)  
 1996-97 L 77-62 N (New York City)

**Michigan St.**  
**Michigan St. leads 2-0**  
**Neutral:** 0-2  
 1991-92 L 86-71 N (Maui, Hawaii)  
 1995-96 L 75-72 N (Auburn Hills, Mich.)

**Minnesota**  
**Arkansas leads 2-1**  
**Away:** 0-1  
**Neutral:** 2-0  
 1984-85 W 56-46 N (PB)  
 1985-86 L 71-64 A  
 1991-92 W 92-83 N (Maui, Hawaii)

**Mississippi (Ole Miss)**  
**Arkansas leads 35-19**  
**Since UA Joined the SEC in '91-92: Ole Miss leads 14-12**  
**Home:** 8-6  
**Away:** 4-11  
**Neutral:** 23-2  
 1937-38 W 47-43 N (Memphis)  
           W 48-46 N (LR)  
 1950-51 W 45-35 N (Memphis)  
           L 45-41 N (LR)  
 1951-52 W 66-58 N (LR)  
           W 68-66 N (Memphis)  
 1952-53 W 104-72 N (LR)  
 1953-54 W 89-76 N (Memphis)  
 1954-55 W 74-64 N (LR)  
 1955-56 W 85-69 N (Memphis)  
 1957-58 W 61-58 N (LR)  
 1958-59 W 83-81 (OT)N (Memphis)  
 1959-60 L 78-63 N (LR)  
 1960-61 W 77-71 N (Blytheville, Ark.)  
 1961-62 W 59-54 N (LR)  
 1962-63 W 90-60 N (Blytheville, Ark.)  
 1963-64 W 76-68 N (Shreveport)  
 1964-65 W 82-48 N (Shreveport)  
 1967-68 W 64-62 N (LR)  
 1968-69 L 65-61 (OT)A  
 1973-74 L 117-66 A  
 1974-75 L 84-73 H  
 1978-79 W 67-66 N (Memphis)  
 1979-80 W 67-59 N (LR)  
 1986-87 W 70-56 N (Memphis)  
 1987-88 W 79-40 N (PB)  
 1988-89 W 74-68 N (Memphis)  
 1989-90 W 90-76 N (PB)  
 1991-92 W 114-93 A  
           W 100-83 H  
           W 90-78 H  
           W 85-63 A  
 1993-94 W 87-61 H  
           W 90-73 A  
 1994-95 L 76-71 A  
           W 85-70 H  
 1995-96 W 63-62 A  
           W 79-73 H  
 1996-97 L 91-74 H  
           L 71-52 A  
 1997-98 W 100-87 H  
           L 81-65 A  
           L 76-65 H  
           L 89-81 A  
 1999-00 W 71-64 H  
           L 87-82 A  
           L 83-48 H  
           L 84-73 A  
 2001-02 L 70-64 H  
           L 79-67 A  
 2002-03 L 73-54 A  
           L 64-54 H  
 2003-04 W 86-78 H  
           L 55-45 A

**Mississippi College**  
**Arkansas leads 1-0**  
**Neutral:** 1-0  
 1990-91 W 96-57 N (PB)

**Mississippi St.**  
**Arkansas leads 22-14**  
**Since UA Joined the SEC in '91-92: UA leads 16-11**  
**Home:** 13-2  
**Away:** 5-11  
**Neutral:** 4-1  
 1951-52 L 79-39 A





# RECORDS | SERIES RESULTS

1952-53	W 102-71	H
1964-65	W 84-69	N (Jackson, Miss.)
1965-66	W 69-61	N (LR)
1969-70	L 76-74	N (Memphis)
1970-71	L 69-67	H
1971-72	L 79-75	A
1974-75	W 75-72	A
1977-78	W 94-61	N (LR)
1991-92	W 99-78	H
	W 84-76	A
1992-93	L 80-76 (OT)A	
	W 115-58	H
1993-94	L 72-71	A
	W 80-62	H
1994-95	W 79-74	H
	L 83-62	A
1995-96	W 80-68	H
	L 78-63	A
1996-97	W 98-64	H
	L 93-77	A
1997-98	W 83-70	H
	W 76-73	A
1998-99	W 61-59	A
	W 82-62	H
	W 84-79 (OT)N	(Atlanta)
1999-00	W 83-73	H
	W 87-81	A
2000-01	L 87-73	A
	W 83-72	H
2001-02	W 75-64	H
	L 89-83	A
2002-03	L 84-54	A
	W 53-51	H
2003-04	L 80-62	A
	L 77-70	H

**Mississippi Valley St.**  
Arkansas leads 2-0  
Home: 2-0  
1986-87 W 98-79 H  
1987-88 W 91-71 H

**Missouri**  
Arkansas leads 16-15  
Home: 8-7  
Away: 6-9  
Neutral: 1-0

1950-51	L 54-32	A
1951-52	W 49-43	H
1952-53	W 65-64	A
1953-54	W 64-6	H
1954-55	L 77-58	A
1955-56	L 51-50	H
1956-57	L 72-52	A
1957-58	W 55-45	H
1958-59	L 74-71	A
1959-60	L 75-71	H
1960-61	W 84-75	A
1961-62	W 72-68	H
1962-63	W 70-61	A
1963-64	L 76-74	H
1964-65	L 81-71	A
1965-66	W 75-62	H
1966-67	L 73-66	A
1967-68	L 74-52	H
1968-69	L 60-59	H
1969-70	L 58-51	A
1970-71	L 80-78	H
1971-72	L 74-73	A
1980-81	W 81-73	N (Anchorage, Alaska)
1988-89	L 83-78	A
1989-90	L 89-88	H
1992-93	W 73-68	H
1993-94	W 120-68	H
1994-95	W 94-71	A
1995-96	W 104-93	H
1996-97	W 80-76	A
1997-98	W 75-46	H

**Missouri-St. Louis**  
Arkansas leads 4-1  
Home: 4-0  
Away: 0-1

1970-71	W 91-84	H
1971-72	L 85-79	A
1972-73	W 104-78	H
1977-78	W 87-65	H
1979-80	W 79-50	H

**Missouri Western**  
Arkansas leads 1-0  
Home: 1-0  
1972-73 W 85-81 H

**Montevallo**  
Arkansas leads 3-0  
Home: 2-0  
Neutral: 1-0  
1991-92 W 91-70 N (LR)

1993-94 W 131-63 H  
1994-95 W 122-64 H

**Morgan St.**  
Arkansas leads 1-0  
Home: 1-0  
1986-87 W 106-57 H

**Murray St.**  
Arkansas leads 4-2  
Home: 2-0  
Away: 1-1  
Neutral: 1-1  
1937-38 L 43-40 A  
1940-41 W 52-30 A  
1991-92 W 80-69 N (Milwaukee)  
1993-94 W 93-67 H  
1994-95 W 94-69 H  
1997-98 L 94-83 N (San Juan, P.R.)

**Nebraska**  
Arkansas leads 6-2  
Home: 0-1  
Away: 2-1  
Neutral: 4-0  
1932-33 W 41-24 A  
1946-47 W 57-46 N (Kansas City)  
1980-81 W 64-52 N (LR)  
1981-82 W 51-50 A  
1982-83 W 64-58 N (LR)  
1983-84 L 67-54 A  
1986-87 L 78-71 H  
1997-98 W 74-65 N (Boise, Idaho)

**Nevada-Las Vegas**  
UNLV leads 2-1  
Home: 1-1  
Away: 0-1  
1989-90 L 101-93 A  
1990-91 L 112-105 H  
1996-97 W 86-73 H

**New Mexico St.**  
Arkansas leads 2-0  
Home: 1-0  
Neutral: 1-0  
1957-58 W 59-50 H  
1998-99 W 66-60 N (Fairbanks, Alaska)

**New York University**  
NYU leads 3-0  
Away: 0-3  
1945-46 L 63-62 A  
1946-47 L 67-46 A  
1947-48 L 85-62 A

**Nicholls St.**  
Arkansas leads 1-0  
Home: 1-0  
2003-04 W 89-60 H

**North Carolina**  
Tied 3-3  
Neutral: 3-3  
1978-79 L 63-57 N (Greensboro, N.C.)  
1980-81 L 64-58 N (Anchorage, Alaska)  
1983-84 W 65-64 N (PB)  
1989-90 W 76-73 N (Dallas)  
1992-93 L 80-74 N (E. Rutherford, N.J.)  
1994-95 W 75-67 N (Seattle)

**North Carolina A&T**  
Arkansas leads 2-0  
Home: 1-0  
Neutral: 1-0  
1994-95 W 94-79 N (Okla. City)  
1995-96 W 103-49 H

**North Carolina-Greensboro**  
Arkansas leads 1-0  
Home: 1-0  
2001-02 W 89-74 H

**North Carolina St.**  
N.C. St. leads 1-0  
Neutral: 0-1  
1983-84 L 65-60 N (Anchorage, Alaska)

**North Texas**  
Arkansas leads 12-0  
Home: 6-0  
Away: 1-0  
Neutral: 5-0  
1932-33 W 34-20 H  
W 36-26 H

1937-38 W 32-21 N (Okla. City)  
1947-48 W 62-49 N (LR)  
1960-61 W 94-80 H  
1961-62 W 68-61 A  
1978-79 W 96-71 N (LR)  
1983-84 W 93-64 N (PB)  
1986-87 W 99-96(OT)N (LR)  
1998-99 W 100-77 H  
2000-01 W 97-77 H  
2003-04 W 96-71 H

**Northeast Oklahoma St.**  
Arkansas leads 24-0  
Home: 21-0  
Away: 3-0  
1923-24 W 19-13 A  
W 33-12 A  
W 43-22 H  
W 42-14 H  
W 27-13 H  
W 25-19 H  
W 59-29 H  
W 61-24 H  
W 54-28 H  
W 54-34 H  
W 57-26 H  
W 37-17 H  
1930-31 W 36-29 H  
W 39-21 H  
1931-32 W 46-28 H  
W 43-31 H  
1932-33 W 31-16 A  
W 33-20 H  
1933-34 W 30-19 H  
W 27-23 H  
1934-35 W 38-21 H  
W 53-14 H  
1935-36 W 47-19 H  
W 50-19 H

**Northeastern Illinois**  
Arkansas leads 1-0  
Home: 1-0  
1997-98 W 114-56 H

**Northern Arizona**  
Arkansas leads 1-0  
Home: 1-0  
1996-97 W 101-75 H

**Northwestern (La.) St.**  
Arkansas leads 5-1  
Home: 3-1  
Neutral: 2-0  
1953-54 W 71-62 H  
1954-55 L 74-68 H  
1969-70 W 81-74 N (LR)  
1987-88 W 77-55 N (LR)  
1993-94 W 111-76 H  
2000-01 W 115-47 H

**Northwestern Oklahoma St.**  
Arkansas leads 1-0  
Neutral: 1-0  
1937-38 W 45-44 N (Okla. City)

**Notre Dame**  
Arkansas leads 1-0  
Neutral: 1-0  
1977-78 W 71-69 N (St. Louis)

**Ohio St.**  
Arkansas leads 2-1  
Away: 0-1  
Neutral: 2-0  
1984-85 L 85-84 A  
1985-86 W 79-70 (OT)N (PB)  
1986-87 W 97-94 N (Honolulu)

**Oklahoma**  
Arkansas leads 12-9  
Home: 5-5  
Away: 3-4  
Neutral: 4-0  
1938-39 W 39-31 A  
W 36-30 A  
1939-40 L 49-36 H  
W 40-38 H  
1944-45 W 54-51 N (Okla. City)  
1955-56 L 69-59 H  
1956-57 W 59-55 H  
1957-58 L 64-52 A  
1958-59 W 61-52 H  
1969-70 L 85-69 A  
1970-71 L 115-100 H  
1975-76 W 64-56 N (LR)  
1977-78 W 64-53 A  
1978-79 W 80-74 H  
1983-84 W 84-78 N (Anchorage, Alaska)

1990-91 W 110-88 H  
1994-95 W 86-84 N (Honolulu)  
1998-99 L 87-57 A  
1999-00 L 66-52 H  
2000-01 L 88-79 (OT)A  
2001-02 L 69-54 H

**Oklahoma St.**  
Oklahoma St. leads 36-14  
Home: 9-9  
Away: 4-12  
Neutral: 1-15  
1924-25 W 21-17 H  
L 25-23 H  
1929-30 W 30-20 A  
W 30-23 A  
1930-31 W 37-22 H  
W 29-22 H  
1933-34 W 46-22 H  
W 28-23 H  
1935-36 L 33-21 A  
W 24-15 A  
1939-40 L 32-26 N (Okla. City)  
1943-44 L 66-41 A  
L 17-15 N (Okla. City)  
1944-45 L 43-34 N (Okla. City)  
W 41-38 N (LR)  
L 49-40 N (El Dorado, Ark.)  
L 68-41 N (Kansas City)  
1945-46 L 53-29 A  
L 46-31 N (Okla. City)  
1946-47 L 42-38 N (LR)  
L 49-44 (OT)N (Okla. City)  
L 53-28 A  
L 50-45 H  
1949-50 L 43-41 A  
L 44-36 N (LR)  
L 57-33 N (Okla. City)  
L 55-53 A  
L 44-33 H  
L 54-41 N (Okla. City)  
1955-56 L 70-66 (OT)A  
1956-57 L 59-50 H  
1957-58 L 65-40 N (Lawrence, Kan.)  
1959-60 W 54-50 H  
1960-61 L 59-50 (OT)A  
1961-62 W 63-54 H  
1962-63 L 46-45 (OT)A  
1963-64 L 74-65 H  
1964-65 L 66-52 H  
1965-66 W 55-52 H  
1966-67 W 51-46 A  
L 50-43 N (Memphis)  
1967-68 L 61-52 H  
1968-69 L 73-68 A  
1969-70 L 80-67 H  
1970-71 L 67-65 A  
1971-72 W 90-76 H  
2000-01 L 74-73 N (Tulsa)  
2001-02 L 85-76 N (NLR)  
2002-03 L 71-45 A  
2003-04 L 73-58 H

1990-91 W 110-88 H  
1994-95 W 86-84 N (Honolulu)  
1998-99 L 87-57 A  
1999-00 L 66-52 H  
2000-01 L 88-79 (OT)A  
2001-02 L 69-54 H

**Oklahoma City**  
Arkansas leads 8-4  
Home: 5-1  
Away: 2-3  
1948-49 W 31-29 H  
1954-55 W 81-76 A  
W 55-52 H  
1967-68 L 92-90 A  
1968-69 L 84-73 H  
1969-70 L 73-70 A  
1974-75 L 79-77 A  
1975-76 W 84-63 A  
1976-77 W 71-60 H  
1979-80 W 86-65 H  
1980-81 W 76-70 H

**Oral Roberts**  
Arkansas leads 7-2  
Home: 4-0  
Away: 1-2  
Neutral: 2-0  
1984-85 W 64-57 N (LR)  
1985-86 W 54-51 A  
1986-87 W 95-75 N (LR)  
1995-96 W 66-65 H  
1996-97 L 86-81 A  
1997-98 W 81-75 H  
2001-02 W 71-57 H  
2002-03 L 76-64 A  
2003-04 W 77-71 H

**Oregon**  
Arkansas leads 3-0  
Away: 1-0  
Neutral: 2-0  
1944-45 W 79-76 N (Kansas City)  
1989-90 W 102-75 N (LR)

1990-91 W 71-68 A

**Oregon St.**  
Arkansas leads 1-0  
Neutral: 0-1  
1948-49 L 56-38 N (Kansas City)

**Ouachita Baptist**  
Arkansas leads 1-0  
Neutral: 1-0  
1942-43 W 44-29 N (Fort Smith, Ark.)

**Penn St.**  
Arkansas leads 1-0  
Neutral: 1-0  
1995-96 W 86-80 N (Providence, R.I.)

**Pepperdine**  
Arkansas leads 1-0  
Neutral: 1-0  
1947-48 W 70-44 N (Los Angeles)

**Pittsburg (Kan.) St.**  
Arkansas leads 15-8  
Home: 12-3  
Away: 2-5  
Neutral: 1-0  
1929-30 L 36-23 A  
L 51-20 A  
1930-31 L 40-31 H  
L 28-26 H  
1931-32 L 36-20 A  
W 32-21 H  
1939-40 L 62-50 H  
W 49-42 H  
W 44-33 N (Okla. City)  
1940-41 W 48-45 A  
W 71-45 H  
1942-43 W 57-46 H  
W 43-38 H  
1943-44 W 42-37 H  
L 50-42 A  
1944-45 W 45-3 A  
W 76-45 H  
1946-47 L 53-52 A  
1947-48 W 75-42 H  
1948-49 W 79-53 H  
1949-50 W 59-41 H  
1952-53 W 79-63 H  
1970-71 W 107-82 H

**Pittsburgh**  
Tied 2-2  
Home: 1-0  
Neutral: 1-2  
1949-50 W 41-36 N (LR)  
1973-74 L 91-83 N (LR)  
1986-87 L 114-82 N (Honolulu)  
1996-97 W 76-71 H

**Princeton**  
Arkansas leads 1-0  
Home: 1-0  
1989-90 W 68-64 H

**Providence**  
Tied 1-1  
Home: 1-0  
Away: 0-1  
1998-99 W 118-79 H  
1999-00 L 87-81 A

**Purdue**  
Tied 1-1  
Neutral: 1-1  
1938-39 L 57-51 N (New Orleans)  
1982-83 W 78-68 N (Tampa)

**Quincy College**  
Arkansas leads 1-0  
Neutral: 1-0  
1991-92 W 123-60 N (PB)

**Rice**  
Arkansas leads 100-40  
Home: 55-11  
Away: 40-28  
Neutral: 5-1  
1923-24 L 22-19 A  
W 29-22 A  
1924-25 W 37-19 H  
W 29-9 H  
1925-26 W 54-15 A  
W 25-17 A  
1926-27 W 36-18 H  
W 34-18 H  
1927-28 W 20-11 A  
W 28-23 A  
1928-29 W 51-18 H  
W 44-13 H  
1929-30 W 30-26 A



1930-31	L 37-16	A
	W 36-32	H
	W 31-25	H
1931-32	W 25-23	A
	W 34-19	A
1932-33	W 36-32	H
	W 33-23	H
1933-34	W 31-29	A
	W 22-20	A
1934-35	W 31-30	H
	W 37-19	H
1935-36	W 33-26	A
	L 35-29	A
1936-37	W 52-29	H
	W 52-34	H
1937-38	W 38-31	H
	W 59-37	H
1938-39	W 50-45	A
	W 40-35	A
1939-40	L 60-43	A
	L 42-28	A
1940-41	W 66-41	H
	W 48-43	H
1941-42	L 51-38	A
1942-43	W 52-35	H
	L 41-37	H
1943-44	W 42-41	A
	L 67-41	A
1944-45	L 57-46	A
	L 69-56	A
1945-46	W 62-45	H
	W 68-25	H
1946-47	W 52-51	H
	W 66-53	H
1947-48	L 61-49	A
	W 66-65 (OT)A	
1948-49	L 49-48	H
	L 54-48	A
	W 50-34	H
1949-50	W 60-56	A
	W 61-38	H
1950-51	W 50-42	A
	W 57-43	N (LR)
1951-52	L 48-46	H
	L 59-55	A
1952-53	W 87-68	H
	L 70-45	A
1953-54	L 80-55	H
	L 76-62	A
1954-55	W 73-66	N (Houston)
	W 83-61	A
	W 86-75	H
1955-56	W 84-70	H
	L 86-65	A
1956-57	W 81-70	N (Houston)
	L 78-68	A
	L 82-69	H
1957-58	L 50-49	N (Houston)
	L 63-59	H
	L 61-59	A
1958-59	W 72-61	H
	L 68-62	A

1963-64	L 69-65	H
	L 76-63	H
	L 77-69	A
1964-65	W 79-61	H
	W 77-64	A
1965-66	W 76-71	A
	W 73-67	H
1966-67	L 60-56	A
	W 66-63	H
1967-68	L 73-61	A
	W 78-65	H
1968-69	W 67-62	A
	L 74-67	H
1969-70	L 76-69	H
	L 85-78	A
1970-71	L 85-82	H
	L 97-93	A
1971-72	W 103-95	H
	W 113-108A	
1972-73	W 90-69	H
	W 105-79	A
1973-74	L 77-69	A
	W 106-81	H
1974-75	W 74-67	A
	W 86-51	H
1975-76	W 80-62	A
	W 111-68	H
1976-77	W 72-45	A
	W 78-51	N (LR)
1977-78	W 69-60	A
	W 69-48	H
1978-79	W 79-66	H
	W 68-50	A
1979-80	W 73-64	H
	W 77-73	A
1980-81	W 57-52	A
	W 75-59	H
1981-82	W 60-54	H
	W 72-65 (OT)A	
1982-83	W 70-43	H
	W 82-55	A
1983-84	L 65-62	A
	W 79-54	H
1984-85	W 67-56	H
	L 71-68	A
1985-86	W 58-50	A
	W 60-59	H
1986-87	W 62-54	H
	W 88-68	A
1987-88	W 80-61	A
	W 112-87	H
1988-89	W 81-77	H
	W 83-70	A
1989-90	W 70-66	A
	W 104-80	H
1990-91	W 86-62	A
	W 100-87	H
	W 109-80	N (Dallas)

**Rider College**  
Arkansas leads 1-0  
Home: 1-0  
1988-89 W 96-89 H

**Rockhurst**  
Arkansas leads 4-0  
Home: 3-0  
Away: 1-0  
1971-72 W 102-72 H  
1972-73 W 87-76 A  
1974-75 W 78-61 H  
1977-78 W 99-63 H

**St. John's**  
Tied 1-1  
Neutral: 1-1  
1984-85 L 68-65 N (Salt Lake City)  
1992-93 W 80-74 N (Winston-Salem, N.C.)

**St. Peter's**  
Arkansas leads 2-0  
Away: 1-0  
Neutral: 1-0  
1982-83 W 52-48 A  
1983-84 W 82-49 N (LR)

**Saint Louis**  
Saint Louis leads 7-3  
Home: 2-1  
Away: 0-6  
Neutral: 1-0  
1925-26 L 40-30 A  
1929-30 L 32-13 A  
1930-31 L 24-18 A  
W 33-30 H  
1931-32 L 25-23 A  
W 33-19 H  
1942-43 L 43-37 A  
1954-55 L 99-72 A  
1955-56 L 68-66 H  
1997-98 W 78-70 N (San Juan, P.R.)

**Samford**  
Arkansas leads 2-0  
Home: 1-0  
Neutral: 1-0  
1985-86 W 72-51 H  
1989-90 W 97-67 N (PB)

**Sam Houston St.**  
Arkansas leads 2-0  
Home: 1-0  
Neutral: 1-0  
1988-89 W 97-79 N (LR)  
2002-03 W 78-67 H

**San Diego St.**  
Arkansas leads 2-0  
Neutral: 2-0  
1981-82 W 85-68 N (PB)  
1985-86 W 76-64 N (LR)

**San Francisco**  
Arkansas leads 2-0  
Home: 1-0  
Away: 1-0  
1947-48 W 74-58 A  
1996-97 W 77-63 H

**San Francisco St.**  
San Francisco St. leads 1-0  
Neutral: 0-1  
1971-72 L 84-81 N (LR)

**Santa Clara**  
Arkansas leads 1-0  
Neutral: 1-0  
1999-00 W 79-60 N (Denver)

**Siena**  
Arkansas leads 1-0  
Neutral: 1-0  
1998-99 W 94-80 N (Denver)

**South Alabama**  
Arkansas leads 4-0  
Home: 1-0  
Away: 2-0  
Neutral: 1-0  
1988-89 W 103-71 N (PB)  
1989-90 W 105-90 A  
1990-91 W 101-91 H  
1991-92 W 101-82 A

**South Carolina**  
Arkansas leads 10-5  
Since Arkansas joined the SEC in '91-92: Same  
Home: 5-2  
Away: 4-2  
Neutral: 1-1  
1991-92 W 89-73 H  
1992-93 W 86-76 A  
1993-94 W 79-53 H  
1994-95 W 88-73 A  
1995-96 W 81-69 H  
W 80-58 N (New Orleans)  
1996-97 L 78-65 A  
1997-98 W 96-88 H  
1998-99 W 72-66 A  
1999-00 L 76-65 H  
2000-01 W 69-67 A  
2001-02 L 62-60 H  
2002-03 L 72-65 A  
2003-04 W 82-66 H  
L 91-81 N (Atlanta)

**South Dakota**  
Arkansas leads 1-0  
Home: 1-0  
1932-33 W 33-27 H

**Southeast Missouri St.**  
Arkansas leads 5-1  
Home: 4-1  
Neutral: 1-0  
1924-25 L 28-21 H  
1978-79 W 90-51 H  
1982-83 W 74-57 H  
1983-84 W 98-69 H  
1992-93 W 96-72 N (PB)  
2003-04 W 78-68 H

**Southeastern Louisiana**  
Arkansas leads 2-0  
Home: 2-0  
1984-85 W 65-62 H  
1998-99 W 95-57 H

**Southeastern Oklahoma St.**  
Arkansas leads 9-2  
Home: 9-2  
1929-30 W 32-29 H  
W 24-22 H  
1936-37 W 33-19 H  
W 39-28 H  
1938-39 W 51-33 H  
W 36-21 H  
1939-40 W 32-20 H  
L 26-25 H  
1941-42 W 30-19 H  
W 38-36 H  
1955-56 L 65-64 H

**Southern Colorado**  
Arkansas leads 1-0  
Home: 1-0  
1976-77 W 91-43 H

**Southern California**  
Southern Cal leads 2-0  
Away: 0-1  
Neutral: 0-1  
1966-67 L 70-67 A  
1985-86 L 88-74 H

**Southern Illinois**  
Tied 2-2  
Home: 0-1  
Away: 0-1  
Neutral: 2-0  
1970-71 L 99-78 A  
1971-72 L 93-92 H  
1972-73 W 97-96 N (LR)  
1985-86 W 86-72 N (LR)

**Southern Methodist**  
Arkansas leads 94-58  
Home: 54-17  
Away: 36-33  
Neutral: 4-8  
1923-24 L 17-11 H  
W 21-15 H  
1924-25 W 29-25 A  
W 39-20 A  
1925-26 W 29-27 H  
W 28-8 H  
1926-27 W 32-30 A  
W 32-31 A  
1927-28 W 48-26 H  
W 34-22 H  
1928-29 W 32-26 A  
W 39-17 A  
1929-30 W 28-27 H  
W 44-29 H  
1930-31 W 32-27 A  
L 40-27 A  
1931-32 W 46-20 H  
W 29-20 H  
1932-33 W 40-23 A  
W 26-25 A  
1933-34 W 39-35 H  
L 44-37 H  
1934-35 L 30-22 A  
L 41-27 A  
1935-36 W 34-23 H  
W 40-28 H  
1936-37 L 29-25 A  
W 37-28 A  
1937-38 W 32-23 H  
W 34-26 H  
1938-39 L 47-31 A  
L 32-19 A  
1939-40 W 75-40 H  
W 36-26 H  
1940-41 W 40-23 A  
W 40-32 A  
1941-42 W 52-22 N (Okla. City)  
W 35-33 H  
W 36-34 H  
1942-43 W 39-35 A  
W 36-29 A  
1943-44 W 68-58 H  
W 74-49 H  
1944-45 W 59-52 A  
W 65-49 A  
1945-46 W 81-53 H  
W 74-46 H  
1946-47 L 64-62 A  
L 47-44 A  
1947-48 W 47-40 H  
W 58-57 H  
1948-49 W 54-45 A  
W 47-39 H  
1949-50 W 63-55 H  
L 57-48 A  
1950-51 L 60-45 A  
W 50-48 H  
1951-52 L 54-40 N (Dallas)

1925-26 W 29-27 H  
W 28-8 H  
1926-27 W 32-30 A  
W 32-31 A  
1927-28 W 48-26 H  
W 34-22 H  
1928-29 W 32-26 A  
W 39-17 A  
1929-30 W 28-27 H  
W 44-29 H  
1930-31 W 32-27 A  
L 40-27 A  
1931-32 W 46-20 H  
W 29-20 H  
1932-33 W 40-23 A  
W 26-25 A  
1933-34 W 39-35 H  
L 44-37 H  
1934-35 L 30-22 A  
L 41-27 A  
1935-36 W 34-23 H  
W 40-28 H  
1936-37 L 29-25 A  
W 37-28 A  
1937-38 W 32-23 H  
W 34-26 H  
1938-39 L 47-31 A  
L 32-19 A  
1939-40 W 75-40 H  
W 36-26 H  
1940-41 W 40-23 A  
W 40-32 A  
1941-42 W 52-22 N (Okla. City)  
W 35-33 H  
W 36-34 H  
1942-43 W 39-35 A  
W 36-29 A  
1943-44 W 68-58 H  
W 74-49 H  
1944-45 W 59-52 A  
W 65-49 A  
1945-46 W 81-53 H  
W 74-46 H  
1946-47 L 64-62 A  
L 47-44 A  
1947-48 W 47-40 H  
W 58-57 H  
1948-49 W 54-45 A  
W 47-39 H  
1949-50 W 63-55 H  
L 57-48 A  
1950-51 L 60-45 A  
W 50-48 H  
1951-52 L 54-40 N (Dallas)

1923-24 L 17-11 H  
W 21-15 H  
1924-25 W 29-25 A  
W 39-20 A  
1925-26 W 29-27 H  
W 28-8 H  
1926-27 W 32-30 A  
W 32-31 A  
1927-28 W 48-26 H  
W 34-22 H  
1928-29 W 32-26 A  
W 39-17 A  
1929-30 W 28-27 H  
W 44-29 H  
1930-31 W 32-27 A  
L 40-27 A  
1931-32 W 46-20 H  
W 29-20 H  
1932-33 W 40-23 A  
W 26-25 A  
1933-34 W 39-35 H  
L 44-37 H  
1934-35 L 30-22 A  
L 41-27 A  
1935-36 W 34-23 H  
W 40-28 H  
1936-37 L 29-25 A  
W 37-28 A  
1937-38 W 32-23 H  
W 34-26 H  
1938-39 L 47-31 A  
L 32-19 A  
1939-40 W 75-40 H  
W 36-26 H  
1940-41 W 40-23 A  
W 40-32 A  
1941-42 W 52-22 N (Okla. City)  
W 35-33 H  
W 36-34 H  
1942-43 W 39-35 A  
W 36-29 A  
1943-44 W 68-58 H  
W 74-49 H  
1944-45 W 59-52 A  
W 65-49 A  
1945-46 W 81-53 H  
W 74-46 H  
1946-47 L 64-62 A  
L 47-44 A  
1947-48 W 47-40 H  
W 58-57 H  
1948-49 W 54-45 A  
W 47-39 H  
1949-50 W 63-55 H  
L 57-48 A  
1950-51 L 60-45 A  
W 50-48 H  
1951-52 L 54-40 N (Dallas)

1923-24 L 17-11 H  
W 21-15 H  
1924-25 W 29-25 A  
W 39-20 A  
1925-26 W 29-27 H  
W 28-8 H  
1926-27 W 32-30 A  
W 32-31 A  
1927-28 W 48-26 H  
W 34-22 H  
1928-29 W 32-26 A  
W 39-17 A  
1929-30 W 28-27 H  
W 44-29 H  
1930-31 W 32-27 A  
L 40-27 A  
1931-32 W 46-20 H  
W 29-20 H  
1932-33 W 40-23 A  
W 26-25 A  
1933-34 W 39-35 H  
L 44-37 H  
1934-35 L 30-22 A  
L 41-27 A  
1935-36 W 34-23 H  
W 40-28 H  
1936-37 L 29-25 A  
W 37-28 A  
1937-38 W 32-23 H  
W 34-26 H  
1938-39 L 47-31 A  
L 32-19 A  
1939-40 W 75-40 H  
W 36-26 H  
1940-41 W 40-23 A  
W 40-32 A  
1941-42 W 52-22 N (Okla. City)  
W 35-33 H  
W 36-34 H  
1942-43 W 39-35 A  
W 36-29 A  
1943-44 W 68-58 H  
W 74-49 H  
1944-45 W 59-52 A  
W 65-49 A  
1945-46 W 81-53 H  
W 74-46 H  
1946-47 L 64-62 A  
L 47-44 A  
1947-48 W 47-40 H  
W 58-57 H  
1948-49 W 54-45 A  
W 47-39 H  
1949-50 W 63-55 H  
L 57-48 A  
1950-51 L 60-45 A  
W 50-48 H  
1951-52 L 54-40 N (Dallas)

1923-24 L 17-11 H  
W 21-15 H  
1924-25 W 29-25 A  
W 39-20 A  
1925-26 W 29-27 H  
W 28-8 H  
1926-27 W 32-30 A  
W 32-31 A  
1927-28 W 48-26 H  
W 34-22 H  
1928-29 W 32-26 A  
W 39-17 A  
1929-30 W 28-27 H  
W 44-29 H  
1930-31 W 32-27 A  
L 40-27 A  
1931-32 W 46-20 H  
W 29-20 H  
1932-33 W 40-23 A  
W 26-25 A  
1933-34 W 39-35 H  
L 44-37 H  
1934-35 L 30-22 A  
L 41-27 A  
1935-36 W 34-23 H  
W 40-28 H  
1936-37 L 29-25 A  
W 37-28 A  
1937-38 W 32-23 H  
W 34-26 H  
1938-39 L 47-31 A  
L 32-19 A  
1939-40 W 75-40 H  
W 36-26 H  
1940-41 W 40-23 A  
W 40-32 A  
1941-42 W 52-22 N (Okla. City)  
W 35-33 H  
W 36-34 H  
1942-43 W 39-35 A  
W 36-29 A  
1943-44 W 68-58 H  
W 74-49 H  
1944-45 W 59-52 A  
W 65-49 A  
1945-46 W 81-53 H  
W 74-46 H  
1946-47 L 64-62 A  
L 47-44 A  
1947-48 W 47-40 H  
W 58-57 H  
1948-49 W 54-45 A  
W 47-39 H  
1949-50 W 63-55 H  
L 57-48 A  
1950-51 L 60-45 A  
W 50-48 H  
1951-52 L 54-40 N (Dallas)

1923-24 L 17-11 H  
W 21-15 H  
1924-25 W 29-25 A  
W 39-20 A  
1925-26 W 29-27 H  
W 28-8 H  
1926-27 W 32-30 A  
W 32-31 A  
1927-28 W 48-26 H  
W 34-22 H  
1928-29 W 32-26 A  
W 39-17 A  
1929-30 W 28-27 H  
W 44-29 H  
1930-31 W 32-27 A  
L 40-27 A  
1931-32 W 46-20 H  
W 29-20 H  
1932-33 W 40-23 A  
W 26-25 A  
1933-34 W 39-35 H  
L 44-37 H  
1934-35 L 30-22 A  
L 41-27 A  
1935-36 W 34-23 H  
W 40-28 H  
1936-37 L 29-25 A  
W 37-28 A  
1937-38 W 32-23 H  
W 34-26 H  
1938-39 L 47-31 A  
L 32-19 A  
1939-40 W 75-40 H  
W 36-26 H  
1940-41 W 40-23 A  
W 40-32 A  
1941-42 W 52-22 N (Okla. City)  
W 35-33 H  
W 36-34 H  
1942-43 W 39-35 A  
W 36-29 A  
1943-44 W 68-58 H  
W 74-49 H  
1944-45 W 59-52 A  
W 65-49 A  
1945-46 W 81-53 H  
W 74-46 H  
1946-47 L 64-62 A  
L 47-44 A  
1947-48 W 47-40 H  
W 58-57 H  
1948-49 W 54-45 A  
W 47-39 H  
1949-50 W 63-55 H  
L 57-48 A  
1950-51 L 60-45 A  
W 50-48 H  
1951-52 L 54-40 N (Dallas)

1952-53	L 65-62	N (Dallas)
	W 71-66	A
	L 79-74	H
1953-54	L 70-66	N (Houston)
	W 61-58	H
	L 92-68	A
1954-55	W 85-74	H
	L 83-69	A
1955-56	L 67-62	N (Houston)
	L 58-53	H
	W 72-80	A
1956-57	L 64-60	N (Houston)
	L 69-55	A
	L 87-59	H
1957-58	L 49-46	A
	W 65-63	H
	W 61-55	N (Shreveport)
1958-59	L 65-64	N (Houston)
	L 59-50	H
	L 56-51	A
1959-60	L 67-56	N (Houston)
	L 72-70	H
	L 93-82	A
1960-61	W 76-74	H
	W 88-82 (OT)A	
1961-62	L 77-70	H
	L 84-81	A
1962-63	W 73-71	A
	W 82-79	H
1963-64	W 82-71	H
	L 86-71	A
1964-65	L 84-76	H
	L 88-75	A
1965-66</		



# RECORDS | SERIES RESULTS


1980-81	W 76-68	N (PB)
1981-82	W 63-54	N (PB)
1982-83	W 64-62	N (PB)
2000-01	L 63-54	H
<b>Southern (La.) University</b>		
<b>Arkansas leads 1-0</b>		
Neutral: 1-0		
1985-86	W 76-75	N (PB)
<b>Southern Utah</b>		
<b>Arkansas leads 2-0</b>		
Home: 1-0		
Neutral: 1-0		
1988-89	W 109-76	N (PB)
1996-97	W 92-52	H
<b>Southwest Kansas St.</b>		
<b>SW Kansas leads 1-0</b>		
Neutral: 0-1		
1937-38	L 36-33	N (Okla. City)
<b>Southwest Texas St.</b>		
<b>Arkansas leads 2-0</b>		
Home: 2-0		
2001-02	W 90-68	H
2002-03	W 70-60	H
<b>Southwestern (Tenn.)</b>		
<b>Arkansas leads 1-0</b>		
Home: 1-0		
1940-41	W 58-35	H
<b>Southwest Missouri St.</b>		
<b>Arkansas leads 14-5</b>		
Home: 7-1		
Away: 5-4		
Neutral: 2-0		
1923-24	L 38-31	H
	W 22-21	H
1927-28	L 45-31	A
1929-30	L 40-21	A
1931-32	W 41-38	A
	W 37-19	A
1933-34	L 16-13	A
1942-43	W 47-31	A
1946-47	W 62-55	N (Joplin, Mo.)
1975-76	W 83-57	H
1976-77	W 72-71	A
1977-78	W 65-47	H
1980-81	W 98-65	H
1982-83	W 87-66	N (LR)
1983-84	W 56-41	A
1984-85	W 70-56	H
1985-86	W 68-67	H
1986-87	L 56-49	A
1987-88	W 53-47	H
<b>Stanford</b>		
<b>Stanford leads 1-0</b>		
Away: 0-1		
1947-48	L 60-53	A
<b>Stephen F. Austin</b>		
<b>Arkansas leads 1-0</b>		
Neutral: 1-0		
1935-36	W 53-24	N (Houston)
<b>St. Joseph's (Pa.)</b>		
<b>Arkansas leads 1-0</b>		
Away: 1-0		
1946-47	W 46-36	A
<b>Syracuse</b>		
<b>Arkansas leads 1-0</b>		
Neutral: 1-0		
1994-95	W 96-94	(OT)N (Austin, Texas)
<b>Tennessee</b>		
<b>Tennessee leads 10-9</b>		
Since UA Joined the SEC in '91-92: UT leads 9-6		
Home: 4-2		
Away: 1-6		
Neutral: 4-2		
1936-37	W 42-34	N (New Orleans)
1948-49	W 58-55	N (Memphis)
1960-61	W 89-76	N (LR)
1963-64	L 77-57	N (New Orleans)
1991-92	L 83-81	A
1992-93	L 101-91	H
1993-94	W 65-64	A
1994-95	W 97-79	H
1995-96	L 66-59	A
1996-97	W 77-54	H
1997-98	L 74-71	A
	W 102-96	N (Atlanta)
1998-99	W 69-52	H
1999-00	L 73-66	A
2000-01	W 82-77	(OT)H

2001-02	L 64-53	A
	L 68-61	N (Atlanta)
2002-03	L 70-62	H
2003-04	L 69-65	A
<b>Tennessee-Chattanooga</b>		
<b>Arkansas leads 1-0</b>		
Home: 1-0		
2001-02	W 98-84	H
<b>Tennessee-Martin</b>		
<b>Arkansas leads 2-0</b>		
Home: 2-0		
1973-74	W 80-68	H
1992-93	W 90-69	H
<b>Tennessee St.</b>		
<b>Arkansas leads 2-0</b>		
Home: 2-0		
1995-96	W 86-67	H
2000-01	W 90-68	H
<b>Texas</b>		
<b>Arkansas leads 84-64</b>		
Home: 45-20		
Away: 27-41		
Neutral: 12-3		
1923-24	L 30-26	H
	L 32-21	H
1924-25	L 20-18	A
	L 21-12	A
1925-26	W 35-12	H
	W 27-7	H
1926-27	L 32-29	A
	L 28-24	A
1927-28	W 42-26	H
	W 59-29	H
1928-29	W 48-32	A
	L 36-25	A
1929-30	W 22-19	H
	L 29-27	H
1930-31	W 29-21	A
	L 27-25	A
1931-32	W 24-21	H
	L 27-25	A
1932-33	L 36-28	A
	L 31-28	A
1933-34	L 28-26	H
	W 32-29	H
1934-35	W 47-30	A
	L 33-25	A
1935-36	W 38-37	H
	W 43-31	H
	W 27-16	N (Houston)
1936-37	L 39-28	A
	L 43-31	A
1937-38	W 74-38	H
	W 42-37	H
1938-39	L 41-37	A
	W 65-41	A
1939-40	L 52-33	H
	W 54-44	H
1940-41	W 50-38	A
	W 44-34	A
1941-42	W 42-34	H
	L 58-37	H
1942-43	W 66-44	N (Okla. City)
	L 45-31	A
	L 48-35	A
1943-44	W 59-48	H
	W 54-46	H
1944-45	L 49-40	A
	W 74-38	A
1945-46	W 55-47	H
	W 90-63	H
1946-47	L 49-44	A
	L 66-46	A
1947-48	W 54-40	H
	L 54-43	H
1948-49	W 60-54	A
	W 54-50	H
1949-50	W 60-51	H
	W 51-37	A
1950-51	L 50-42	H
	W 40-38	A
1951-52	L 62-51	A
	W 45-44	H
1952-53	L 70-65	H
	L 62-57	A
1953-54	L 66-65	N (Houston)
	L 64-61	A
	L 67-57	H
1954-55	L 75-74	A
	W 79-74	H
1955-56	W 70-67	A
	W 79-69	H
1956-57	W 89-76	N (Houston)
	W 67-66	H
	W 70-54	A
1957-58	W 83-67	N (Houston)

W 57-55	A	
W 74-60	H	
W 77-74	A	
W 63-56	H	
1959-60	W 68-58	N (Houston)
	L 72-66	A
	L 71-57	H
1960-61	L 68-58	A
	W 74-59	H
1961-62	L 73-59	A
	L 61-60	H
1962-63	L 69-63	H
	L 99-86	A
1963-64	W 58-53	H
	L 80-67	A
1964-65	L 81-65	A
	L 74-72	N (LR)
1965-66	W 93-82	H
	L 74-70	A
1966-67	L 71-62	A
	L 67-61	H
1967-68	W 85-80	N (LR)
	W 74-73	A
1968-69	L 67-59	A
	W 69-65	H
1969-70	L 75-69	A
	W 78-61	H
1970-71	L 88-79	H
	W 88-87	(OT)A
1971-72	L 117-93	A
	L 92-86	H
1972-73	W 76-72	A
	W 86-74	H
1973-74	L 96-81	H
	L 99-82	A
1974-75	W 56-52	H
	W 68-56	A
1975-76	L 59-57	A
	W 75-68	N (LR)
1976-77	W 86-58	A
	W 73-61	H
1977-78	L 75-69	A
	W 75-71	H
1978-79	L 66-63	H
	W 68-58	H
1979-80	W 55-50	A
	W 60-59	H
	W 64-62	N (San Antonio)
1980-81	L 62-60	H
	W 54-48	A
	L 76-73	N (LR)
1981-82	L 87-73	A
	W 62-55	(OT)H
1982-83	W 83-64	H
	W 84-67	A
1983-84	W 70-66	A
	W 59-41	H
1984-85	W 64-58	H
	W 60-51	A
	W 66-46	N (Dallas)
1985-86	L 59-55	A
	L 61-57	H
1986-87	W 79-62	H
	L 78-73	A
1987-88	W 91-62	H
	L 79-72	A
1988-89	W 99-92	A
	W 105-82	H
	W 100-76	N (Dallas)
1989-90	W 109-100	H
	W 103-96	(OT) A
1990-91	W 101-89	H
	L 99-86	A
	W 120-89	N (Dallas)
<b>Texas-Arlington</b>		
<b>Arkansas leads 5-0</b>		
Home: 3-0		
Away: 1-0		
Neutral: 1-0		
1965-66	W 78-64	H
1968-69	W 80-69	H
	W 87-78	N (LR)
1969-70	W 85-73	A
1999-00	W 102-95	(OT)H
<b>Texas-Pan American</b>		
<b>Arkansas leads 1-0</b>		
Home: 1-0		
1999-00	W 70-56	H
<b>Texas-A&amp;M</b>		
<b>Arkansas leads 96-50</b>		
Home: 52-14		
Away: 37-33		
Neutral: 7-3		
1923-24	L 35-27	A
	L 32-17	A
1924-25	W 54-18	H

W 38-17	H	
W 37-27	A	
W 35-27	A	
1926-27	W 37-34	H
	W 25-16	H
1927-28	W 42-18	A
	W 46-31	A
1928-29	W 49-32	H
	W 38-29	H
1929-30	W 28-24	A
	W 25-23	A
1930-31	W 30-19	H
	L 37-34	H
1931-32	L 28-23	A
	W 33-27	A
1932-33	L 25-21	H
	L 25-23	H
1933-34	W 23-22	A
	L 35-23	A
1934-35	W 45-41	H
	W 51-31	H
1935-36	W 22-18	A
	W 34-27	A
1936-37	W 45-19	H
	W 36-32	H
1937-38	W 45-32	A
	W 33-22	A
1938-39	W 61-42	H
	W 66-38	H
1939-40	W 37-25	A
	L 41-38	A
1940-41	W 66-38	H
	W 58-36	H
1941-42	W 47-45	A
	W 40-31	A
1942-43	W 79-49	H
	L 67-52	H
1943-44	W 70-35	A
	W 60-38	A
1944-45	W 80-21	H
	W 87-36	H
1945-46	L 56-55	A
	W 53-43	A
1946-47	W 62-56	H
	W 71-58	H
1947-48	W 62-47	A
	W 57-46	A
1948-49	W 62-47	H
	W 61-46	A
1949-50	L 43-35	A
	W 52-46	H
1950-51	L 34-33	A
	W 45-38	H
1951-52	L 49-46	N (Dallas)
	L 47-42	H
	W 49-40	A
1952-53	L 56-48	A
	W 45-38	H
1953-54	W 80-55	H
	W 67-54	A
1954-55	W 74-70	N (Houston)
	L 62-59	A
	W 73-63	H
1955-56	W 80-49	N (Houston)
	W 98-66	H
	W 61-52	A
1956-57	W 73-65	A
	W 63-46	H
1957-58	W 67-51	H
	L 66-57	A
1958-59	L 63-62	H
	W 72-71	A
1959-60	L 77-68	H
	L 82-61	A
1960-61	L 81-62	A
	L 70-68	H
1961-62	W 64-59	H
	L 89-79	A
1962-63	W 66-55	H
	L 80-78	A
1963-64	L 72-64	A
	L 60-57	H
1964-65	L 82-79	H
	L 91-77	A
1965-66	L 75-72	A
	W 94-71	H
1966-67	W 47-46	N (LR)
	L 60-53	A
1967-68	W 75-70	H
	L 71-67	A
1968-69	L 73-68	H
	L 79-66	A
1969-70	L 64-59	H
	L 72-60	A
1970-71	L 87-83	H
	L 92-89	A
1971-72	W 100-89	H
	L 86-85	A
1972-73	W 84-73	H
	L 108-82	A

1973-74	L 86-80	(OT)A
	W 97-86	H
1974-75	W 95-89	(20T) H
	L 62-60	A
1975-76	W 93-91	(20T) H
	L 70-69	A
1976-77	W 72-58	H
	W 63-62	A
1977-78	W 84-68	H
	W 80-79	A
1978-79	L 74-69	(OT)A
	W 60-56	H
1979-80	L 45-39	A
	W 45-44	H
	L 52-50	N (San Antonio)
1980-81	W 52-47	H
	W 65-61	A
1981-82	W 64-63	A
	W 92-75	H
1982-83	W 66-64	A
	W 62-55	H
1983-84	W 77-54	H
	W 59-58	A
	W 49-47	N (Dallas)
1984-85	W 70-67	A
	W 58-53	H
1985-86	L 81-67	A
	L 93-76	H
	L 67-51	N (Dallas)
1986-87	W 87-69	H
	W 100-97	(20T) A
1987-88	L 74-67	A
	W 79-58	H
	W 76-64	N (Dallas)
1988-89	W 75-60	H
	L 82-71	A
	W 94-84	N (Dallas)
1989-90	W 100-84	A
	W 114-100	H
1990-91	W 113-88	H



1949-50	W 67-52	H
	W 52-43	H
	W 45-39	A
1950-51	L 42-31	A
	L 52-42	H
1951-52	W 56-45	N (LR)
	L 68-56	A
1952-53	L 49-46	H
	L 65-63	A
1953-54	W 60-50	N (Houston)
	W 66-59	A
	W 70-55	H
1954-55	L 67-62	H
	W 110-89	A
1955-56	W 74-72	A
	W 90-71	H
1956-57	W 62-58	H
	L 64-57	A
1957-58	W 65-49	H
	W 56-46	A
1958-59	L 52-45	A
	L 76-71	H
1959-60	W 74-60	H
	W 66-61	A
1960-61	W 88-75	H
	W 96-76	A
1961-62	W 64-61	A
	W 90-80	H
1962-63	W 81-59	A
	W 104-94	H
1963-64	W 66-60	A
	W 108-77	H
1964-65	W 88-70	H
	W 96-72	H
1965-66	L 88-85	A
	W 91-73	H
1966-67	L 78-61	A
	W 83-78	H
1967-68	W 68-67	H
	L 77-75	A
1968-69	L 85-79	A
	W 63-47	H
1969-70	L 82-68	H
	L 97-95	A
1970-71	L 89-87	H
	L 92-86	A
1971-72	L 95-77	A
	L 98-90	H
1972-73	W 90-75	H
	W 96-95	A
1973-74	W 86-74	A
	W 109-99	H
1974-75	W 70-61	A
	W 81-57	H
1975-76	W 100-65	H
	W 83-66	A
	W 81-65	H
1976-77	W 62-45	H
	W 79-64	A
1977-78	W 43-35	N (LR)
	W 77-57	A
	W 84-42	H
1978-79	W 90-51	A
	W 108-65	H
1979-80	W 70-58	A
	W 74-47	H
1980-81	W 85-51	H
	W 63-48	A
1981-82	W 62-59	A
	W 79-69	H
	W 80-70	N (Dallas)
1982-83	W 69-55	H
	W 64-56	A
	L 61-59	N (Dallas)
1983-84	W 70-62	A
	W 55-48	H
1984-85	W 67-59	H
	L 72-66	(OT)A
1985-86	L 71-62	A
	L 73-71	(2OT) H
1986-87	L 80-77	H
	L 73-66	A
1987-88	W 96-53	H
	W 63-61	A
1988-89	L 51-45	A
	W 100-60	H
1989-90	W 93-79	H
	L 81-79	A
1990-91	W 93-73	A
	W 97-61	H
<b>Texas-San Antonio</b>		
<b>Arkansas leads 3-0</b>		
<b>Home:</b> 1-0		
<b>Away:</b> 1-0		
<b>Neutral:</b> 1-0		
1981-82	W 71-42	A
1982-83	W 78-59	H
1984-85	W 74-67	N (LR)



Ronnie Brewer had his second double-double of the year with 14 points and 10 boards in the win over Tulsa.

<b>Texas Southern</b>		
<b>Arkansas leads 3-0</b>		
<b>Home:</b> 1-0		
<b>Neutral:</b> 2-0		
1988-89	W 97-79	N (LR)
1993-94	W 129-63	H
1994-95	W 79-78	N (Austin, Texas)
<b>Texas Tech</b>		
<b>Arkansas leads 38-37</b>		
<b>Home:</b> 23-11		
<b>Away:</b> 12-22		
<b>Neutral:</b> 3-4		
1942-43	W 43-38	N (Okla. City)
1957-58	W 71-67	N (Houston)
	W 58-55	H
	L 69-48	A
1958-59	L 72-62	N (Houston)
	W 61-57	H
	W 69-80	A
1959-60	L 82-79	A
	W 78-55	H
1960-61	L 72-66	H
	L 87-81	A
1961-62	L 66-64	H
	L 76-64	A
1962-63	L 80-75	A
	W 83-78	H
1963-64	L 93-84	A
	L 87-86	H
1964-65	L 93-78	A
	L 87-80	H
1965-66	W 74-65	H
	L 79-74	A
1966-67	W 70-65	H
	L 73-59	A
1967-68	W 61-56	H
	L 74-72	A
1968-69	W 64-53	H
	L 59-57	A
1969-70	L 50-48	A
	L 76-71	N (LR)
1970-71	L 98-68	A
	L 89-87	H
1971-72	L 76-73	H
	L 86-85	A
1972-73	L 73-64	A
	L 64-63	H
1973-74	L 80-77	H
	L 89-83	A
1974-75	W 65-62	H
	L 63-55	A
1975-76	W 92-86	(2OT) H
	L 86-78	A
	L 70-63	H
1976-77	W 41-38	A
	W 60-53	H
1977-78	W 54-49	A
	W 58-49	H
1978-79	W 63-57	H
	W 66-65	A
	W 93-77	N (Houston)
1979-80	W 71-69	(OT)A
	W 84-60	H
1980-81	W 60-55	H
	W 64-61	A
1981-82	L 79-74	A
	W 67-61	H
1982-83	W 62-59	A
	W 77-63	H
1983-84	W 67-57	H
	W 55-49	A
1984-85	L 64-48	A

	L 52-50	H
	L 67-64	N (Dallas)
1985-86	L 48-46	H
	W 79-72	(OT) A
1986-87	L 95-73	A
	W 93-75	H
	L 73-59	N (Dallas)
1987-88	W 69-48	H
	W 75-65	A
1988-89	W 69-62	H
	L 84-73	A
1989-90	W 92-75	A
	W 100-77	H
1990-91	W 113-86	A
	W 87-69	H
<b>Texas Wesleyan</b>		
<b>Arkansas leads 1-0</b>		
<b>Neutral:</b> 1-0		
1942-43	W 52-46	N (Okla. City)
<b>Toledo</b>		
<b>Arkansas leads 1-0</b>		
<b>Neutral:</b> 1-0		
1962-63	W 58-55	N (Okla. City)
<b>Troy St.</b>		
<b>Tied 1-1</b>		
<b>Home:</b> 1-1		
1996-97	W 137-70	H
2002-03	L 74-66	H
<b>Tulane</b>		
<b>Arkansas leads 5-0</b>		
<b>Home:</b> 1-0		
<b>Away:</b> 3-0		
<b>Neutral:</b> 1-0		
1949-50	W 42-41	A
1972-73	W 87-83	A
1973-74	W 89-73	H
1975-76	W 67-55	N (LR)
1976-77	W 76-73	A
<b>Tulsa</b>		
<b>Arkansas leads 34-23</b>		
<b>Home:</b> 22-8		
<b>Away:</b> 9-14		
<b>Neutral:</b> 3-1		
1931-32	W 33-28	H
	W 37-29	H
1932-33	W 35-25	A
	W 28-19	H
1933-34	W 18-13	H
	L 25-24	A
1934-35	L 25-21	A
	W 33-14	H
1935-36	W 47-30	A
	W 42-28	H
1941-42	W 59-30	H
	W 69-27	H
1946-47	W 56-21	H
1950-51	W 59-46	H
	L 48-46	A
	W 53-44	N (Okla. City)
1951-52	L 48-44	A
	L 66-48	H
1952-53	L 69-50	A
	L 61-50	H
1953-54	L 51-50	A
	W 55-49	H
1954-55	L 63-47	A
	W 68-60	H
1955-56	L 53-45	H
	L 55-51	A
1956-57	W 77-70	A
	W 52-43	H
1957-58	W 79-61	A
	W 50-43	H
1958-59	L 54-52	H
	L 61-54	A
1959-60	W 65-51	H
	L 78-65	A
1960-61	L 64-59	H
	W 66-58	H
1961-62	W 87-59	H
	W 99-77	A
1962-63	L 76-68	H
	L 68-66	A
1963-64	L 95-86	A
1964-65	W 65-64	H
1969-70	L 74-66	N (Memphis)
1972-73	L 85-81	H
1974-75	L 64-60	H
1976-77	W 81-66	A
1984-85	W 70-66	N (LR)
1987-88	L 68-47	A
1988-89	W 118-69	H
1991-92	W 74-64	A
1992-93	W 101-87	H
1993-94	W 93-91	(OT)A

	W 103-84	N (Dallas)
1994-95	W 82-63	H
2001-02	W 79-75	A
2002-03	L 61-60	H
2003-04	W 81-74	A
<b>U.C. Santa Barbara</b>		
<b>U.C. Santa Barbara leads 1-0</b>		
<b>Away:</b> 0-1		
1973-74	L 109-80	A
<b>UCLA</b>		
<b>UCLA leads 2-1</b>		
<b>Away:</b> 0-1		
<b>Neutral:</b> 1-1		
1973-74	L 101-79	A
1977-78	W 74-70	N (Albuquerque, N.M.)
	W 74-70	N (Seattle)
1994-95	L 89-78	N (Seattle)
<b>U.S. International</b>		
<b>Arkansas leads 1-0</b>		
<b>Home:</b> 1-0		
1989-90	W 166-101	H
<b>Utah</b>		
<b>Utah leads 1-0</b>		
<b>Neutral:</b> 0-1		
1997-98	L 75-69	N (Boise, Idaho)
<b>Utah St.</b>		
<b>Arkansas leads 1-0</b>		
<b>Away:</b> 0-1		
1971-72	L 95-94	A
<b>Vanderbilt</b>		
<b>Arkansas leads 10-6</b>		
<b>Since UA joined the SEC in '91-92: UA leads 9-5</b>		
<b>Home:</b> 7-1		
<b>Away:</b> 2-5		
<b>Neutral:</b> 1-0		
1963-64	L 101-77	A
1990-91	W 107-70	H
1991-92	W 91-71	H
1992-93	L 102-89	A
1993-94	W 89-63	H
1994-95	W 97-94	(OT)A
	W 73-72	N (Atlanta)
1995-96	L 80-73	A
1996-97	L 87-83	(OT)A
1997-98	W 93-83	H
1998-99	L 73-69	A
1999-00	W 78-63	H
2000-01	L 81-64	A
2001-02	W 81-67	H
2002-03	W 60-50	A
2003-04	W 70-62	H
<b>Villanova</b>		
<b>Villanova leads 3-0</b>		
<b>Away:</b> 0-1		
<b>Neutral:</b> 0-3		
1983-84	L 58-54	A
1987-88	L 82-74	N (Cincinnati)
1998-99	L 76-63	N (Fairbanks, Alaska)
<b>Virginia</b>		
<b>Virginia leads 4-3</b>		
<b>Home:</b> 1-0		
<b>Away:</b> 0-2		
<b>Neutral:</b> 2-2		
1983-84	L 53-51	(OT)N (E. Rutherford, N.J.)
1984-85	L 54-52	A
1986-87	L 78-66	N (PB)
1987-88	W 66-52	H
1988-89	L 75-65	A
1994-95	W 68-61	N (Seattle)
1998-99	W 85-83	N (Fairbanks, Alaska)
<b>Virginia Military</b>		
<b>Arkansas leads 2-1</b>		
<b>Neutral:</b> 2-1		
1964-65	L 72-70	N (Los Angeles)
1973-74	W 96-86	N (LR)
1989-90	W 92-61	N (LR)
<b>Wabash</b>		
<b>Arkansas leads 1-0</b>		
<b>Home:</b> 1-0		
1973-74	W 83-77	H
<b>Wake Forest</b>		
<b>Wake Forest leads 4-2</b>		
<b>Home:</b> 0-2		
<b>Away:</b> 2-0		
<b>Neutral:</b> 0-2		
1976-77	L 86-80	N (Norman, Okla.)

1981-82	L 49-48	N (LR)
1982-83	W 68-65	A
1998-99	W 75-59	A
1999-00	L 70-64	H
2001-02	L 76-71	H
<b>Washburn</b>		
<b>Washburn leads 1-0</b>		
<b>Home:</b> 0-1		
1970-71	L 80-75	H
<b>Washington (Mo.)</b>		
<b>Arkansas leads 2-0</b>		
<b>Away:</b> 1-0		
<b>Neutral:</b> 1-0		
1953-54	W 69-55	A
W 68-50	N (LR)	
<b>Washington St.</b>		
<b>Washington St. leads 1-0</b>		
<b>Neutral:</b> 0-1		
1940-41	L 64-53	N (Kansas City)
<b>Weber St.</b>		
<b>Arkansas leads 2-0</b>		
<b>Neutral:</b> 2-0		
1977-78	W 73-52	N (Eugene, Ore.)
1978-79	W 74-63	N (Lawrence, Kan.)
<b>Western Carolina</b>		
<b>Tied 1-1</b>		
<b>Home:</b> 1-1		
1998-99	W 90-54	H
2003-04	L 62-59	(OT)H
<b>Western Illinois</b>		
<b>Arkansas leads 2-0</b>		
<b>Home:</b> 1-0		
<b>Away:</b> 1-0		
1974-75	W 88-51	H
1975-76	W 75-72	(OT)A
<b>Westminster (Pa.)</b>		
<b>Westminster leads 1-0</b>		
<b>Away:</b> 0-1		
1944-45	L 71-61	A
<b>West Texas St.</b>		
<b>Arkansas leads 2-1</b>		
<b>Home:</b> 1-1		
<b>Neutral:</b> 1-0		
1939-40	W 48-43	N (Okla. City)
1941-42	L 54-41	H
1978-79	W 84-54	H
<b>Western Kentucky</b>		
<b>Arkansas leads 4-2</b>		
<b>Home:</b> 0-1		
<b>Away:</b> 0-1		
<b>Neutral:</b> 4-0		
1935-36	W 43-36	N (LR)
	W 39-30	N (LR)
1945-46	W 66-46	N (LR)
	W 67-38	N (LR)
1973-74	L 102-100	H
1974-75	L 74-63	A
<b>Wichita St.</b>		
<b>Tied 1-1</b>		
<b>Home:</b> 1-0		
<b>Away:</b> 0-1		
1956-57	L 64-47	A
	W 80-67	H
<b>Wisconsin-Parkside</b>		



# RECORDS | YEAR-BY-YEAR RECORDS

Season	Coach	Record	Conference	Finish	Postseason
1923-24	Francis Schmidt	17-11	3-9	7th	—
1924-25	Francis Schmidt	21-5	10-4	3rd	—
1925-26	Francis Schmidt	23-2	11-1	1st	—
1926-27	Francis Schmidt	14-2	8-2	1st	—
1927-28	Francis Schmidt	19-1	12-0	1st	—
1928-29	Francis Schmidt	19-1	11-1	1st	—
1929-30	Charles Bassett	16-7	10-2	1st	—
1930-31	Charles Bassett	14-9	7-5	T-3rd	—
1931-32	Charles Bassett	18-6	8-4	3rd	—
1932-33	Charles Bassett	14-7	6-6	4th	—
1933-34	Glen Rose	16-8	6-6	T-3rd	—
1934-35	Glen Rose	14-5	9-3	T-1st	—
1935-36	Glen Rose	24-3	11-1	1st	—
1936-37	Glen Rose	12-6	8-4	2nd	—
1937-38	Glen Rose	19-3	11-1	1st	—
1938-39	Glen Rose	18-5	9-3	2nd	—
1939-40	Glen Rose	12-10	6-6	4th	—
1940-41	Glen Rose	20-3	12-0	1st	NCAA Final Four
1941-42	Glen Rose	19-4	10-2	T-1st	—
1942-43	Eugene Lambert	19-7	8-4	3rd	—
1943-44	Eugene Lambert	16-8	11-1	T-1st	NCAA Selection*
1944-45	Eugene Lambert	17-9	9-3	2nd	NCAA Final Four
1945-46	Eugene Lambert	16-7	9-3	2nd	—
1946-47	Eugene Lambert	14-10	8-4	T-2nd	—
1947-48	Eugene Lambert	16-8	8-4	3rd	—
1948-49	Eugene Lambert	15-11	9-3	T-1st	NCAA Regional
1949-50	Presley Askew	12-12	8-4	T-1st	—
1950-51	Presley Askew	13-11	7-5	4th	—
1951-52	Presley Askew	10-14	4-8	T-6th	—
1952-53	Glen Rose	10-11	4-8	T-5th	—
1953-54	Glen Rose	13-9	6-6	T-3rd	—
1954-55	Glen Rose	14-9	8-4	T-2nd	—
1955-56	Glen Rose	11-12	9-3	2nd	—
1956-57	Glen Rose	11-12	5-7	5th	—
1957-58	Glen Rose	17-10	9-5	T-1st	NCAA Regional
1958-59	Glen Rose	9-14	6-8	T-5th	—
1959-60	Glen Rose	12-11	7-7	T-4th	—
1960-61	Glen Rose	16-7	9-5	3rd	—
1961-62	Glen Rose	14-10	5-9	6th	—
1962-63	Glen Rose	13-11	8-6	4th	—
1963-64	Glen Rose	9-14	6-8	6th	—
1964-65	Glen Rose	9-14	5-9	5th	—
1965-66	Glen Rose	13-10	7-7	T-4th	—
1966-67	Duddy Waller	6-17	4-10	T-7th	—
1967-68	Duddy Waller	10-14	7-7	5th	—
1968-69	Duddy Waller	10-14	4-10	8th	—
1969-70	Duddy Waller	5-19	3-11	8th	—
1970-71	Lanny Van Eman	5-21	1-13	8th	—
1971-72	Lanny Van Eman	8-18	5-9	6th	—
1972-73	Lanny Van Eman	16-10	9-5	T-2nd	—
1973-74	Lanny Van Eman	10-16	6-8	5th	—
1974-75	Eddie Sutton	17-9	11-3	2nd	—
1975-76	Eddie Sutton	19-9	9-7	4th	—
1976-77	Eddie Sutton	26-2	16-0	1st	NCAA First Round

Season	Coach	Record	Conference	Finish	Postseason
1977-78	Eddie Sutton	32-4	14-2	T-1st	NCAA Final Four
1978-79	Eddie Sutton	25-5	13-3	T-1st	NCAA Regional Final
1979-80	Eddie Sutton	21-8	13-3	2nd	NCAA First Round
1980-81	Eddie Sutton	24-8	13-3	1st	NCAA Regional Semifinal
1981-82	Eddie Sutton	23-6	12-4	1st	NCAA Second Round
1982-83	Eddie Sutton	26-4	14-2	2nd	NCAA Regional Semifinal
1983-84	Eddie Sutton	25-7	14-2	2nd	NCAA First Round
1984-85	Eddie Sutton	22-13	10-6	2nd	NCAA Second Round
1985-86	Nolan Richardson	12-16	4-12	7th	—
1986-87	Nolan Richardson	19-14	8-8	5th	NIT Second Round
1987-88	Nolan Richardson	21-9	11-5	T-2nd	NCAA First Round
1988-89	Nolan Richardson	25-7	13-3	1st	NCAA Second Round
1989-90	Nolan Richardson	30-5	14-2	1st	NCAA Final Four
1990-91	Nolan Richardson	34-4	15-1	1st	NCAA Regional Final
<i>Arkansas joins the Southeastern Conference</i>					
1991-92	Nolan Richardson	26-8	13-3	1st West	NCAA Second Round
1992-93	Nolan Richardson	22-9	10-6	1st West	NCAA Regional Semifinal
1993-94	Nolan Richardson	31-3	14-2	1st West	NCAA Champion
1994-95	Nolan Richardson	32-7	12-4	T-1st West	NCAA Runner-up
1995-96	Nolan Richardson	20-13	9-7	T-2nd West	NCAA Regional Semifinal
1996-97	Nolan Richardson	18-14	8-8	2nd West	NIT Final Four
1997-98	Nolan Richardson	24-9	11-5	2nd West	NCAA Second Round
1998-99	Nolan Richardson	23-11	9-7	2nd West	NCAA Second Round
1999-00	Nolan Richardson	19-15	7-9	3rd West	NCAA First Round
2000-01	Nolan Richardson	20-11	10-6	2nd West	NCAA First Round
2001-02	Nolan Richardson**	14-15	6-10	T-4th West	—
2002-03	Stan Heath	9-19	4-12	T-5th West	—
2003-04	Stan Heath	12-16	4-12	6th West	—
<b>Totals</b>	<b>81 years</b>	<b>1389-758 (.647)</b>			<b>703-424 (.624)</b>

\* Southwest Conference champion Arkansas prevented from participating in NCAA Tournament due to an automobile accident.  
 \*\* Mike Anderson was 1-1 as interim head coach.



Head coach Stan Heath gives Wen Mukubu (left) and Rashard Sullivan (right) instruction during last year's win over No. 25 South Carolina.



**UA COACHING RECORDS**

Years	Coach	Years	W	L	Pct.
1924-29	Francis Schmidt	6	113	22	.837
1930-33	Charles Bassett	4	62	29	.681
1934-42	Glen Rose	9	154	47	.766
1943-49	Eugene Lambert	7	113	60	.653
1950-52	Presley Askew	3	35	37	.486
1953-66	Glen Rose	14	171	154	.526
1967-70	Duddy Waller	4	31	64	.326
1971-74	Lanny Van Eman	4	39	65	.375
1975-85	Eddie Sutton	11	260	75	.776
1986-02	Nolan Richardson	17	389	169	.697
2003-	Stan Heath	2	21	35	.375
<b>Totals</b>		<b>81</b>	<b>1388*</b>	<b>757*</b>	<b>.647</b>

\* Mike Anderson was 1-1 as interim head coach in 2002. Anderson's record not reflected in totals.



Presley Askew



Charles Bassett



Stan Heath



Eugene Lambert



Nolan Richardson



Glen Rose



Francis Schmidt



Eddie Sutton



Lanny Van Eman



Duddy Waller





# RECORDS | SEASON-BY-SEASON RESULTS

## 1923-24 17-11, 3-9 (7th) Coach: Francis Schmidt

Opponent	Site	W/L	Score
@NE Oklahoma St.	A	W	19-13
@NE Oklahoma St.	A	W	33-12
Boynton Boys School	H	W	46-18
Jonesboro YMCA	H	L	38-25
Gay Oil Company	H	W	34-19
North Little Rock High	H	W	35-28
Fort Smith Faculty	H	W	69-8
Ozark Athletic Club	H	W	61-36
NE Oklahoma St.	H	W	43-22
NE Oklahoma St.	H	W	42-14
Arkansas Normal	H	W	62-27
Arkansas Normal	H	W	34-14
Southwest Missouri St.	H	L	38-31
Southwest Missouri St.	H	W	22-21
SMU*	H	L	17-11
SMU*	H	W	21-15
TCU*	H	L	31-30
TCU*	H	L	23-21
Hendrix College	H	W	28-18
Hendrix College	H	W	39-21
@Baylor*	A	L	33-29
@Baylor*	A	W	28-14
@Texas A&M*	A	L	35-27
@Texas A&M*	A	L	32-17
@Rice*	A	L	22-19
@Rice*	A	W	29-22
Texas*	H	L	30-26
Texas*	H	L	32-21

\* Southwest Conference games

## 1924-25 21-5, 9-3 (3rd) Coach: Francis Schmidt

Opponent	Site	W/L	Score
@College of the Ozarks	A	W	27-18
Gay Oil Company @ LR	N	W	31-13
England National Bank @ LR	N	W	31-22
Stuttgart Athletic Club	H	W	34-18
Jonesboro YMCA	H	W	28-24
Southeast Missouri St.	H	L	28-21
@Cairo (Ill.) Aces	A	W	35-7
@Bemis (Tenn.) YMCA	A	W	31-24
@Arkansas St.	A	W	31-9
@England Athletic Club	A	W	78-22
Hendrix College	H	W	40-16
Hendrix College	H	W	34-25
@SMU*	A	W	29-25
@SMU*	A	W	39-20
@TCU*	A	L	28-26
@TCU*	A	W	21-20
Baylor*	H	W	39-14
Baylor*	H	W	23-14
Rice*	H	W	37-19
Rice*	H	W	29-9
Texas A&M*	H	W	54-18
Texas A&M*	H	W	38-17
@Texas*	A	L	20-18
@Texas*	A	L	21-12
Oklahoma St.	H	W	21-17
Oklahoma St.	H	L	25-23

\* Southwest Conference games

## 1925-26 23-2, 11-1 (1st) SWC champion Coach: Francis Schmidt

Opponent	Site	W/L	Score
@Ozark Athletic Club	A	W	81-7
@Fort Smith National Guard	A	W	64-6
Union Trust Company @ LR	N	W	35-22
England Athletic Club	H	W	64-18
@Jonesboro YMCA	A	W	29-22
@Arkansas St.	A	W	32-14
@Centralia (Ill.) Lions	A	W	29-13
@New Coliseum (St. Louis) Ath. Club	A	W	29-20
@St. Louis	A	L	40-30
Hendrix College	H	W	43-25
Hendrix College	H	W	39-21
SMU*	H	W	29-27
SMU*	H	W	28-8
@Baylor*	A	W	22-9
@Baylor*	A	W	19-14
Centenary	H	W	69-21
Centenary	H	W	43-9
Texas*	H	W	35-12
Texas*	H	W	27-7
@Rice*	A	W	54-15
@Rice*	A	W	25-17
@Texas A&M*	A	W	37-27
@Texas A&M*	A	W	35-21
TCU*	H	W	24-23
TCU*	H	L	30-15

\* Southwest Conference games

## 1926-27 14-2, 8-2 (1st) SWC champion Coach: Francis Schmidt

Opponent	Site	W/L	Score
NE Oklahoma St.	H	W	27-13
NE Oklahoma St.	H	W	25-19
@Graham & Broening @ LR	A	W	38-34
@Southwestern Bell @ LR	A	W	42-26
@Jonesboro YMCA	A	W	49-25
@Arkansas St.	A	W	42-12
Rice*	H	W	36-18
Rice*	H	W	34-18
@TCU*	A	W	24-16
@TCU*	A	W	23-22
Texas A&M*	H	W	37-34
Texas A&M*	H	W	25-16
@Texas*	A	L	32-29
@Texas*	A	L	28-24
@SMU*	A	W	32-30
@SMU*	A	W	32-31

\* Southwest Conference games

## 1927-28 19-1, 12-0 (1st) SWC champion Coach: Francis Schmidt

Opponent	Site	W/L	Score
NE Oklahoma St.	H	W	59-29
NE Oklahoma St.	H	W	61-24
@Drury College	A	W	39-20
@Southwest Missouri St.	A	L	45-31
@College of the Ozarks	A	W	53-27
@College of the Ozarks	A	W	59-20
TCU*	H	W	23-18
TCU*	H	W	28-24

Texas*	H	W	42-26
Texas*	H	W	59-29
Hendrix College	H	W	69-30
Hendrix College	H	W	50-24
@Baylor*	H	W	59-21
@Baylor*	H	W	34-21
SMU*	H	W	48-26
SMU*	H	W	34-22
@Rice*	A	W	20-11
@Rice*	A	W	28-23
@Texas A&M*	A	W	42-18
@Texas A&M*	A	W	46-31

\* Southwest Conference games

## 1928-29 19-1, 11-1 (1st) SWC champion Coach: Francis Schmidt

Opponent	Site	W/L	Score
NE Oklahoma St.	H	W	54-28
NE Oklahoma St.	H	W	54-34
Little Rock All-Stars	H	W	32-21
@Fort Smith Collegians	A	W	45-32
@Jonesboro YMCA	A	W	43-30
@Earle Cardinals	A	W	47-25
@SMU*	A	W	32-26
@SMU*	A	W	39-17
@TCU*	A	W	41-24
@TCU*	A	W	66-26
Baylor*	H	W	59-24
Baylor*	H	W	71-23
Drury College	H	W	52-25
Drury College	H	W	42-22
@Texas*	A	W	48-32
@Texas*	A	L	36-25
Rice*	H	W	51-18
Rice*	H	W	44-13

Texas A&M*	H	W	49-32
Texas A&M*	H	W	38-29

\* Southwest Conference games

## 1929-30 16-7, 10-2 (1st) SWC champion Coach: Charles Bassett

Opponent	Site	W/L	Score
NE Oklahoma St.	H	W	57-26
NE Oklahoma St.	H	W	37-17
SE Oklahoma St.	H	W	32-29
SE Oklahoma St.	H	W	24-22
@Drury College	A	L	28-25
@St. Louis	A	L	32-13
@Southwest Missouri St.	A	L	40-21
@Pittsburg (Kan.) St.	A	L	36-23
@Pittsburg (Kan.) St.	A	L	51-20
TCU*	H	W	32-21
TCU*	H	W	22-18
Texas*	H	W	22-19
Texas*	H	L	29-27
@Baylor*	A	W	30-23
@Baylor*	A	W	27-21
@Oklahoma St.	A	W	30-20
@Oklahoma St.	A	W	30-23
SMU*	H	W	28-27
SMU*	H	W	44-29
@Texas A&M*	A	W	28-24
@Texas A&M*	A	W	25-23
@Rice*	A	W	30-26
@Rice*	A	L	37-16

\* Southwest Conference games

## 1930-31 14-9, 7-5 (T3rd) Coach: Charles Bassett

Opponent	Site	W/L	Score
NE Oklahoma St.	H	W	36-29
NE Oklahoma St.	H	W	39-21
Pittsburg (Kan.) St.	H	L	40-31
Pittsburg (Kan.) St.	H	L	28-26
Colonial Baking AAU @ LR	N	W	30-27
Colonial Baking AAU @ LR	N	W	30-27
@Butler	A	L	37-21
@St. Louis	A	L	24-18
@Texas*	A	W	29-21
@Texas*	A	L	27-25
Rice*	H	W	36-32
Rice*	H	W	31-25
Texas A&M*	H	W	30-19
Texas A&M*	H	L	37-34
@TCU*	A	L	35-26
@TCU*	A	W	30-29
St. Louis	H	W	33-30
Baylor*	H	L	29-27
Baylor*	H	W	29-25
Oklahoma St.	H	W	37-22
Oklahoma St.	H	W	29-22
@SMU*	A	W	32-27
@SMU*	A	L	40-27

\* Southwest Conference games


## 1931-32 18-6, 8-4 (3rd) Coach: Charles Bassett

Opponent	Site	W/L	Score
NE Oklahoma St.	H	W	36-29
NE Oklahoma St.	H	W	39-21
Tulsa	H	W	33-28
Tulsa	H	W	37-29
@Southwest Missouri St.	A	W	41-38
@Pittsburg (Kan.) St.	A	L	36-20
@Drury College	A	W	45-26
@St. Louis	A	L	25-23
Texas*	H	W	24-21
Texas*	H	L	27-25
Drury College	H	W	35-14
Pittsburg (Kan.) St.	H	W	32-21
SMU*	H	W	46-20
SMU*	H	W	29-20
@Baylor*	A	L	34-28
@Baylor*	A	W	42-31
TCU*	H	L	31-27
TCU*	H	W	37-24
St. Louis	H	W	33-19
Southwest Missouri St.	H	W	37-19
@Texas A&M*	A	L	28-23
@Rice*	A	W	25-23
@Rice*	A	W	34-19
@Texas A&M*	A	W	33-27

\* Southwest Conference games



Rashard Sullivan was perfect from the field in five games last year, going a combined eight-of-eight in those contests.



**1932-33**

14-7, 6-6 (4th)  
Coach: Charles Bassett

Opponent	Site	W/L	Score
@NE Oklahoma St.	A	W	31-16
NE Oklahoma St.	H	W	33-20
@Nebraska	A	W	41-24
@Creighton	A	L	29-28
@South Dakota	A	W	33-27
@Tulsa	A	W	35-25
North Texas St.	H	W	34-20
North Texas St.	H	W	36-26
@Texas*	A	L	36-28
@Texas*	A	L	31-28
Rice*	H	W	36-32
Rice*	H	W	33-23
@TCU*	A	L	29-19
@TCU*	A	L	30-26
@SMU*	A	W	40-23
@SMU*	A	W	26-25
Tulsa	H	W	28-19
Texas A&M*	H	L	25-21
Texas A&M*	H	L	25-23
Baylor*	H	W	34-19
Baylor*	H	W	39-30

\* Southwest Conference games

**1933-34**

16-8, 6-6 (3rd)  
Coach: Glen Rose

Opponent	Site	W/L	Score
NE Oklahoma St.	H	W	30-19
NE Oklahoma St.	H	W	27-23
@Southwest Missouri St.	A	L	16-13
@Diamond Oilers @ Fort Smith	A	W	39-31
@Central Arkansas	A	W	54-30
Colonial Baking AAU @ LR	N	W	54-37
Colonial Baking AAU @ LR	N	W	37-28
Southwest Missouri St.	H	W	22-15
Tulsa	H	W	18-13
TCU*	H	W	31-15
TCU*	H	L	28-21
Oklahoma St.	H	W	46-22
Oklahoma St.	H	W	28-23
@Tulsa	A	L	25-24
@Baylor*	A	W	31-29
@Baylor*	A	L	31-20
Texas*	H	L	28-26
Texas*	H	W	32-29
@Rice*	A	W	31-20
@Rice*	A	L	25-22
@Texas A&M*	A	W	23-22
@Texas A&M*	A	L	35-23
SMU*	H	W	39-35
SMU*	H	L	44-37

\* Southwest Conference games

**1934-35**

14-5, 9-3 (11st)  
Coach: Glen Rose

Opponent	Site	W/L	Score
NE Oklahoma St.	H	W	38-21
NE Oklahoma St.	H	W	53-14
@Tulsa	A	L	25-21
Diamond Oilers @ Tulsa	N	L	28-26
@East Central (Okla.) St.	A	W	50-21
Tulsa	H	W	33-14
Rice*	H	W	31-30
Rice*	H	W	37-19
@TCU*	A	W	41-20
@TCU*	A	W	42-24
Fort Smith Vehicle Sports	H	W	60-32
Baylor*	H	W	37-27
Baylor*	H	W	48-30
@Texas*	A	W	47-30
@Texas*	A	L	33-23
@SMU*	A	L	30-22
@SMU*	A	L	41-27
Texas A&M*	H	W	45-41
Texas A&M*	H	W	51-31

\* Southwest Conference games

**1935-36**

24-3, 11-1 (1st)  
SWC champion  
U.S. Olympic finalist  
Coach: Glen Rose

Opponent	Site	W/L	Score
NE Oklahoma St.	H	W	47-19
NE Oklahoma St.	H	W	50-19

@Oklahoma St.	A	L	33-21
@Oklahoma St.	A	W	24-15
@Tulsa	A	W	47-30
@Fort Smith Vehicle Sports	A	W	52-24
@Central Arkansas	A	W	42-38
@Central Arkansas	A	W	66-27
Oklahoma Tire AAU	H	W	42-39
@Texas A&M*	A	W	22-18
@Texas A&M*	A	W	34-27
@Rice*	A	W	33-26
@Rice*	A	L	35-29
Tulsa	H	W	42-28
SMU*	H	W	34-23
SMU*	H	W	40-28
@Baylor*	A	W	44-26
@Baylor*	A	W	39-14
TCU*	H	W	47-15
TCU*	H	W	40-29
Texas*	H	W	38-37
Texas*	H	W	43-31

**U.S. Olympic Playoffs — Houston, Texas**

Texas	N	W	27-16
Stephen F. Austin	N	W	53-24

**U.S. Olympic Playoffs — Little Rock, Ark.**

Western Kentucky	N	W	43-26
Western Kentucky	N	W	39-30

**U.S. Olympic Playoffs — New York, N.Y.**

Hollywood Universal	N	L	40-29
---------------------	---	---	-------

\*Southwest Conference games

**1936-37**

12-6, 8-4 (2nd)  
Coach: Glen Rose

Opponent	Site	W/L	Score
Drake	H	W	31-22
SE Oklahoma St.	H	W	33-19
SE Oklahoma St.	H	W	39-28

**Sugar Bowl Classic — New Orleans, La.**

Tennessee	N	W	42-34
Brown Paper Mill AAU	H	L	31-29
Baylor*	H	L	25-22
Baylor*	H	W	42-24
@SMU*	A	L	29-25
@SMU*	A	W	37-28
@Texas*	A	L	39-28
@Texas*	A	L	43-31
Texas A&M*	H	W	45-19
Texas A&M*	H	W	36-32
Rice*	H	W	52-29
Rice*	H	W	52-34
Phillips 66ers	H	L	39-33
@TCU*	A	W	38-35
@TCU*	A	W	43-21

\*Southwest Conference games

**1937-38**

19-3, 11-1 (1st)  
SWC champion  
Coach: Glen Rose

Opponent	Site	W/L	Score
Staf-O-Life AAU	H	W	52-26
@Murray St.	A	L	43-40
Ole Miss @ Memphis	N	W	47-43
Ole Miss @ LR	N	W	48-46

**All College Tournament — Oklahoma City, Okla.**

NW Oklahoma St.	N	W	45-44
Central (Mo.) St.	N	W	43-36
SW Kansas St.	N	L	36-33
North Texas	N	W	32-21
@Texas A&M*	A	W	45-32
@Texas A&M*	A	W	33-22
Parks Clothiers AAU	H	W	28-25
Rice*	H	W	38-31
Rice*	H	W	59-37
Marianne (Ark.) AAU	H	W	57-25
TCU*	H	W	53-26
TCU*	H	W	57-38
Texas*	H	W	74-38
Texas*	H	W	42-37
@Baylor*	A	L	54-47
@Baylor*	A	W	54-45
SMU*	H	W	32-23
SMU*	H	W	34-26

\*Southwest Conference games

**1938-39**

18-5, 9-3 (2nd)  
Coach: Glen Rose

Opponent	Site	W/L	Score
SE Oklahoma St.	H	W	51-33
SE Oklahoma St.	H	W	36-21
Phillips 66ers	H	W	32-31
Drury College	H	W	44-21
Drury College	H	W	27-19
@Oklahoma	A	W	39-31
@Oklahoma	A	W	36-30
Parks Clothiers AAU	H	L	66-28

**Sugar Bowl Classic — New Orleans, La.**

Purdue	N	L	57-51
@Fort Smith Buick AAU	A	W	61-19
@SMU*	A	L	47-31
@SMU*	A	L	32-19
@Texas*	A	L	41-37
@Texas*	A	W	65-41
Baylor*	H	W	46-38
Baylor*	H	W	40-36
@TCU*	A	W	44-32
@TCU*	A	W	51-38
Parks Clothiers AAU	H	W	48-45
Texas A&M*	H	W	61-42
Texas A&M*	H	W	66-38
@Rice*	A	W	50-45
@Rice*	A	W	40-35

\*Southwest Conference games

**1939-40**

12-10, 6-6 (4th)  
Coach: Glen Rose

Opponent	Site	W/L	Score
SE Oklahoma St.	H	W	32-20
SE Oklahoma St.	H	L	26-25
Pittsburg (Kan.) St.	H	L	62-50
Pittsburg (Kan.) St.	H	W	49-42
Oklahoma	H	L	49-36
Oklahoma	H	W	40-38

**All-College Tournament — Oklahoma City, Okla.**

West Texas St.	N	W	48-43
Pittsburg (Kan.) St.	N	W	44-33
Oklahoma St.	N	L	32-26
Central (Mo.) St.	N	W	60-46
Texas*	H	L	52-33
Texas*	H	W	54-44
@Baylor*	A	L	40-24
@Baylor*	A	L	47-39
SMU*	H	W	75-40
SMU*	H	W	36-26
@Texas A&M*	A	W	37-25
@Texas A&M*	A	L	41-38
@Rice*	A	L	60-43
@Rice*	A	L	42-28
TCU*	H	W	59-45
TCU*	H	W	52-36

\*Southwest Conference games

**1940-41**

20-3, 12-0 (1st)  
SWC champion  
NCAA Final Four  
Coach: Glen Rose

Opponent	Site	W/L	Score
Drury College	H	W	62-17
Drury College	H	W	46-20
@Murray St.	A	W	52-30
Southwestern (Tenn.)	H	W	58-35
Phillips 66ers @ LR	N	W	38-24
@Phillips 66ers	A	L	35-33
@Pittsburg (Kan.) St.	A	W	48-45
@Texas*	A	W	50-38
@Texas*	A	W	44-34
Texas A&M*	H	W	68-33
Texas A&M*	H	W	58-36
Pittsburg (Kan.) St.	H	W	71-45
Baylor*	H	W	62-48
Baylor*	H	W	36-31
Rice*	H	W	66-41
Rice*	H	W	48-43
Phillips 66ers @ Tulsa	N	L	31-26
@TCU*	A	W	67-42
@TCU*	A	W	66-43
@SMU*	A	W	40-23
@SMU*	A	W	40-32

NCAA Western Regional — Kansas City, Mo.

Wyoming	N	W	52-40
<b>NCAA Final Four — Kansas City, Mo.</b>			
Washington St.	N	L	64-53

\*Southwest Conference games

**1941-42**

19-4, 10-2 (11st)  
SWC champion  
Coach: Glen Rose

Opponent	Site	W/L	Score
SE Oklahoma St.	H	W	30-19
SE Oklahoma St.	H	W	38-36
Central (Okla.) St.	H	W	43-23
Central (Okla.) St.	H	W	42-25

**All-College Tournament — Oklahoma City, Okla.**

Central (Mo.) St.	N	W	44-36
West Texas St.	N	L	54-41
SMU	N	W	52-22
East Central (Okla.)	N	W	54-28
@Phillips 66ers	A	L	34-33
SMU*	H	W	35-33
SMU*	H	W	36-34
@Rice*	A	L	51-38
@Rice*	A	W	55-47
Tulsa	H	W	59-30
@Baylor*	A	W	53-43
@Baylor*	A	W	50-45
@Texas A&M*	A	W	47-45
@Texas A&M*	A	W	40-31
Texas*	H	L	42-34
Texas*	H	L	58-37
Tulsa	H	W	69-27
TCU*	H	W	41-33
TCU*	H	W	63-37

\*Southwest Conference games

**1942-43**

19-7, 8-4 (3rd)  
Coach: Eugene Lambert

Opponent	Site	W/L	Score
Camp Crowder (Mo.)	H	W	43-31
East Central (Okla.)	H	W	50-35
Pittsburg (Kan.) St.	H	W	57-46
@Camp Crowder (Mo.)	A	W	40-29
@Drury College	A	W	42-29
@Southwest Missouri St.	A	W	47-31
Quachita College @ Fort Smith	N	W	44-29

**All-College Tournament — Oklahoma City, Okla.**

Texas Tech	N	W	43-38
Texas Wesleyan	N	W	52-46
Texas	N	W	66-44
TCU	N	L	37-25
@Phillips 66ers	A	L	48-27
Pittsburg (Kan.) St.	H	W	43-38
@St. Louis	A	L	43-37
@SMU*	A	W	39-35
@SMU*	A	W	36-29
Rice*	H	W	52-35
Rice*	H	L	41-37
Baylor*	H	W	68-35
Baylor*	H	W	40-38
@Texas*	A	L	45-31
@Texas*	A	L	48-35
Texas A&M*	H	W	74-49
Texas A&M*	H	L	67-52
@TCU*	A	W	33-23
@TCU*	A	W	54-39

\*Southwest Conference games

**1943-44**

16-8, 11-1 (11st)  
SWC champion  
Coach: Eugene Lambert

Opponent	Site	W/L	Score
Conway (Ark.) AAU	H	W	60-33
Pittsburg (Kan.) St.	H	W	42-37
Springfield (Mo.) AAU	H	W	65-40
@Camp Chaffee (Ark.)	A	W	58-52
@City College of New York	A	W	39-37
@Albright College	A	L	47-40
DePaul @ Buffalo, N.Y.	N	L	59-30
TCU*	H	W	71-50
TCU*	H	W	60-29
@Rice*	A	W	42-41
@Rice*	A	L	67-41
SMU*			



# RECORDS | SEASON-BY-SEASON RESULTS

@Oklahoma St.	A	L	66-41
Oklahoma St. @ Oklahoma City	N	L	17-15
@Phillips 66ers	A	L	57-42
@Baylor*	A	W	45-28
@Baylor*	A	W	36-34
Texas*	H	W	59-48
Texas*	H	W	54-46
@Pittsburg (Kan.) St.	A	L	50-42
@Texas A&M*	A	W	70-35
@Texas A&M*	A	W	60-38
Champ Chaffee (Fort. Smith)	H	L	58-42

\*Southwest Conference games

## 1944-45 17-9, 9-3 (2nd) NCAA Final Four Coach: Eugene Lambert

Opponent	Site	W/L	Score
@Pittsburg (Kan.) St.	A	W	45-3
Blytheville AAB (Ark.)	H	W	76-45
@City College of New York	A	W	59-47
@Westminster College (Pa.)	A	L	71-61

**All-College Tournament — Oklahoma City, Okla.**

Denver	N	W	50-36
Oklahoma	N	W	54-51
Oklahoma St.	N	L	43-34
Baylor*	H	W	94-28
Baylor*	H	W	90-30
Phillips 66ers	H	L	60-40
Oklahoma St. @ LR	N	W	41-38
Oklahoma St. @ El Dorado	N	L	49-40
@Texas*	A	L	49-40
@Texas*	A	W	74-38
@Rice*	A	L	57-46
@Rice*	A	L	69-56
@TCU*	A	W	37-33
@TCU*	A	W	60-35
Pittsburg (Kan.) St.	H	W	76-45
@SMU*	A	W	59-52
@SMU*	A	W	65-49
Texas A&M*	H	W	80-21
Texas A&M*	H	W	87-36
Phillips 66ers	H	L	62-34

**NCAA Western Regional — Kansas City, Mo.**

Oregon	N	W	79-76
--------	---	---	-------

**NCAA Final Four — Kansas City, Mo.**

Oklahoma St.	N	L	68-41
--------------	---	---	-------

\*Southwest Conference games

**1945-46  
16-7, 9-3 (2nd)  
Coach: Eugene Lambert**

Opponent	Site	W/L	Score
Camp Chaffee (Ark.)	H	W	76-35
Sedalia AAB (Mo.)	H	W	101-37
Western Kentucky @ LR	N	W	66-46
Western Kentucky @ LR	N	W	67-38
Memphis NATTC	H	W	52-47
@New York University	A	L	63-62
@Kentucky	A	L	67-42
Texas*	H	W	55-47
Texas*	H	W	90-63
@Baylor*	A	W	49-37
@Baylor*	A	L	40-28
Camp Hood (Texas)	H	W	62-53
SMU*	H	W	81-53
SMU*	H	W	74-56
Rice*	H	W	62-45
Rice*	H	W	68-25
TCU*	H	L	53-50
TCU*	H	W	58-36
@Oklahoma St.	A	L	53-29
Oklahoma St. @ Oklahoma City	N	L	46-31
Camp Robinson (Ark.)	H	W	64-53
@Texas A&M*	A	L	56-55
@Texas A&M*	A	W	53-43

\*Southwest Conference games

**1946-47  
14-10, 8-4 (T-2nd)  
Coach: Eugene Lambert**

Opponent	Site	W/L	Score
Tulsa	H	W	56-21
Southwest Missouri St. @ Joplin	N	W	62-55

**Big Six Tournament — Kansas City, Mo.**

Nebraska	N	W	57-46
----------	---	---	-------

**1947-48  
16-8, 8-4 (3rd)  
Coach: Eugene Lambert**

Opponent	Site	W/L	Score
Pittsburg (Kan.) St.	H	W	75-42
Culver-Stockton (Mo.)	H	W	68-36
@New York University	A	L	85-62
@LaSalle (Pa.)	A	L	69-58
North Texas	H	W	62-49

**Los Angeles Tournament — Los Angeles, Calif.**

Brigham Young	N	L	68-58
Loyola (Calif.)	N	W	60-47
Pepperdine	N	W	70-44

**San Francisco Tournament — San Francisco, Calif.**

@San Francisco	A	W	74-58
@Stanford	A	L	60-53
@Texas A&M*	A	W	58-51
@Texas A&M*	A	W	57-46
SMU*	H	W	47-40
SMU*	H	W	58-57
Alabama @ Memphis	N	W	42-35
@Arkansas St.	A	W	76-59
@Baylor*	A	L	42-38
@Baylor*	A	L	55-47
TCU*	H	W	37-30
TCU*	H	W	47-38
Texas*	H	W	54-40
Texas*	H	L	54-43
@Rice*	A	L	61-49
@Rice*	A	W	66-63 (OT)

\*Southwest Conference games

**1948-49  
15-11, 9-3 (T-1st)  
SWC champion  
NCAA Regional Semifinal (Sweet 16)  
Coach: Eugene Lambert**

Opponent	Site	W/L	Score
@Phillips 66ers	A	L	58-40
Oklahoma City	H	W	31-29
@Oklahoma St.	A	L	53-28
@Long Island University	A	L	56-42
@Canisius	A	L	60-51
@Kentucky	A	L	76-39
Pittsburg (Kan.) St.	H	W	79-53
Oklahoma St.	H	L	50-45
Tennessee @ Memphis	N	W	58-55
Baylor*	H	L	41-37
Phillips 66ers @ LR	N	L	58-32
@SMU*	A	W	54-45
@TCU*	A	W	41-36
Rice*	H	L	49-48
Texas A&M*	H	W	62-47
@Baylor*	A	W	52-46
@Texas*	A	W	60-54
Texas*	H	W	54-50
SMU*	H	W	47-39
TCU*	H	W	67-52
@Rice*	A	L	54-48
@Texas A&M*	A	W	61-46

**District VI Playoffs**

Rice	N	W	50-34
Arizona	N	W	65-44

**NCAA Western Regional — Kansas City, Mo.**

Oregon St.	N	L	56-38
------------	---	---	-------

Kansas	N	L	53-52
Kansas St.	N	L	56-41
@New York University	A	L	67-46
@St. Joseph's (Pa.)	A	W	46-36
@Pittsburg (Kan.) St.	A	L	53-52
Rice*	H	W	52-51
Rice*	H	W	66-53
@TCU*	A	W	54-39
@TCU*	A	W	63-53
University of Mexico	H	W	55-37
Oklahoma St. @ LR	N	L	42-38
Oklahoma St. @ Oklahoma City	N	L	49-44 (OT)
Central Arkansas	H	W	59-39
Baylor*	H	W	55-50
Baylor*	H	W	68-57
@SMU*	A	L	64-62
@SMU*	A	L	47-44
Texas A&M*	H	W	62-56
Texas A&M*	H	W	71-58
@Texas*	A	L	49-44
@Texas*	A	L	66-46

\*Southwest Conference games

**1949-50  
12-12, 8-4 (T-1st)  
Coach: Presley Askew**

Opponent	Site	W/L	Score
Pittsburg (Kan.) St.	H	W	59-41
@Oklahoma St.	A	L	43-41
@LSU	A	L	62-46
@Tulane	A	W	42-41
@Illinois	A	L	65-53
@Indiana	A	L	75-50
Oklahoma St. @ LR	N	L	44-36

**All-College Tournament — Oklahoma City, Okla.**

Alabama	N	W	41-33
Texas A&M*	N	L	40-26
Wyoming	N	L	57-33
Oklahoma St.	N	L	57-33
Kentucky @ LR	N	L	57-53
Texas*	H	W	60-51
@Texas A&M*	A	L	43-35
@Rice*	A	W	60-56
SMU*	H	W	63-55
Baylor @ LR*	N	L	60-49
@Texas*	A	W	51-37
@Baylor*	A	L	52-42
Pittsburg (Kan.) St. @ LR	N	W	41-36
Texas A&M*	H	W	52-46
TCU*	H	W	52-43
Rice*	H	W	61-38
@SMU*	A	L	57-48
@TCU*	A	W	45-39

\*Southwest Conference games

**1950-51  
13-11, 7-5 (4th)  
Coach: Presley Askew**

Opponent	Site	W/L	Score
Arkansas Tech	H	W	50-45
Tulsa	H	W	59-46
@Oklahoma St.	A	L	55-53
@Tulsa	A	L	48-46
Oklahoma St.	H	L	44-33
@Missouri	A	L	54-32
Ole Miss @ Memphis	N	W	45-35
Ole Miss @ LR	N	L	45-41

**All-College Tournament — Oklahoma City, Okla.**

Tulsa	N	W	53-44
Alabama	N	W	46-34
Oklahoma St.	N	L	54-41
@TCU*	A	L	42-31
@SMU*	A	L	60-45
Texas*	H	L	50-42
Baylor*	H	W	69-55
@Texas A&M*	A	L	34-33
@Rice*	A	W	50-42
SMU*	H	W	50-48
Texas A&M*	H	W	45-38
LSU @ LR	N	W	64-50
@Baylor*	A	W	55-44
@Texas*	A	W	40-38
TCU*	H	L	52-42
Rice @ LR*	N	W	57-43

\*Southwest Conference games

**1951-52  
10-14, 4-8 (T-6th)  
Coach: Presley Askew**

Opponent	Site	W/L	Score
Central (Mo.) College	H	W	52-42
Phillips 66ers	H	L	74-39
Ole Miss @ LR	N	W	66-58
Ole Miss @ Memphis	N	W	68-66
@Tulsa	A	L	48-44
@Mississippi St.	A	L	79-39
Missouri	H	W	49-43
Tulsa	H	L	66-48

**SWC Tournament — Dallas, Texas**

Texas A&M	N	L	49-46
SMU	N	L	54-40
Baylor	N	W	58-44
Texas A&M*	H	L	47-42
@Texas*	A	L	62-51
@Baylor*	A	W	54-38
Rice*	H	L	48-46
Pittsburg (Kan.) St.	H	W	53-37

**SWC Tournament — Houston, Texas**

Rice	N	W	73-66
Alabama	N	L	84-67
Texas A&M	N	W	74-70
Tulsa	H	W	68-60
TCU*	H	W	67-62
@Texas A&M*	A	L	62-59
@Rice*	A	W	83-61
Baylor*	H	W	73-63
Oklahoma City	H	W	55-52

**1952-53  
10-11, 4-8 (T-5th)  
Coach: Glen Rose**

Opponent	Site	W/L	Score
@Tulsa	A	L	69-50
Mississippi St.	H	W	102-71
@Missouri	A	W	65-64
Ole Miss @ LR	N	W	104-72

**SWC Tournament — Dallas, Texas**

Arizona	N	W	68-51
SMU	N	L	65-62
Baylor	N	W	59-54
Tulsa	H	L	61-50
@Texas A&M*	A	L	56-48
@Rice*	A	L	87-68
Baylor*	H	W	49-47
Pittsburg (Kan.) St.	H	W	79-63
TCU*	H	L	49-46
@Texas*	A	L	62-57
@Baylor*	A	L	49-46
@SMU*	A	W	71-66
@Rice*	A	L	70-45
Texas*	H	L	70-65
Texas A&M*	H	W	66-46
@Baylor*	A	L	74-68
@TCU*	A	L	65-63
SMU*	H	L	79-74

\*Southwest Conference games

**1953-54  
13-9, 6-6 (T-3rd)  
Coach: Glen Rose**

Opponent	Site	W/L	Score
@Tulsa	A	L	51-50
Northwestern (La.) St.	H	W	71-62
@Washington (Mo.)	A	W	69-55
Missouri	H	W	64-63
Washington (Mo.) @ LR	N	W	68-50

**SWC Tournament — Houston, Texas**

TCU	N	W	60-50
Texas	N	L	66-65
SMU	N	L	70-66
Tulsa	H	W	55-49
Ole Miss @ Memphis	N	W	89-76
@Texas*	A	L	64-61
@Baylor*	A	L	63-59
SMU*	H	W	61-58
Rice*	H	L	80-55
Texas A&M*	H	W	80-55
@TCU*	A	W	66-59
@SMU*	A	L	92-68
TCU*	H	W	70-55
Baylor*	H	W	73-51
@Rice*	A	L	76-62
@Texas A&M*	A	W	67-54
Texas*	H	L	67-57

\*Southwest Conference games

**1954-55  
14-9, 8-4 (T-2nd)  
Coach: Glen Rose**

Opponent	Site	W/L	Score
Northwestern (La.) St.	H	L	74-68
@Oklahoma City	A	W	81-76
@Tulsa	A	L	63-47
@Missouri	A	L	77-58
Ole Miss @ LR	N	W	74-64

TCU @ LR*	N	W	56-54
SMU*	H	L	54-50
@Rice*	A	L	59-55
@Texas A&M*	A	W	49-40
Baylor*	H	L	44-39
@SMU*	A	L	57-48
@TCU*	A	L	68-56
Texas*	H	W	45-44

\*Southwest Conference games

**1952-53  
10-11, 4-8 (T-5th)  
Coach: Glen Rose**

Opponent	Site	W/L	Score
@Tulsa	A	L	69-50
Mississippi St.	H	W	102-71
@Missouri	A	W	65-64
Ole Miss @ LR	N	W	104-72

**SWC Tournament — Dallas, Texas**

Arizona	N	W	68-51
SMU	N	L	65-62
Baylor	N	W	59-54
Tulsa	H	L	61-50
@Texas A&M*	A	L	56-48
@Texas*	A	L	62-57
Rice*	H	W	87-68
Baylor*	H	W	49-47
Pittsburg (Kan.) St.	H	W	79-63
TCU*	H	L	49-46
@SMU*	A	W	71-66
@Rice*	A	L	70-45



Preston Cranford had two blocked shots last year, helping Arkansas improve from ninth in 2003 to fifth last year with 3.86 per game.

SMU*	H	W	85-74
@Texas*	A	L	75-74
@Baylor*	A	W	75-72
Rice*	H	W	86-75
@Saint Louis	A	L	99-72
Texas*	H	W	79-74
@SMU*	A	L	83-69
Texas A&M*	H	L	73-63
@TCU*	A	W	110-89

*\*Southwest Conference games*

Missouri	H	L	51-50
@Baylor*	A	W	85-64
@Texas*	A	W	70-67
Rice*	H	W	84-70
Texas A&M*	H	W	98-66
Ole Miss @ Memphis	N	W	85-69
@TCU*	A	W	74-72
SMU*	H	L	58-53
Baylor*	H	W	36-31
@Rice*	A	L	86-65
@Texas A&M*	A	W	61-52
Texas*	H	W	79-69
@SMU*	A	L	80-72
TCU*	H	W	90-71
@Tulsa	A	L	55-51
Saint Louis	H	L	68-66

*\*Southwest Conference games*

**1955-56**  
11-12, 9-3 (2nd)  
Coach: Glen Rose

Opponent	Site	W/L	Score
SE Oklahoma St.	H	L	65-64
Tulsa	H	L	53-45
@Oklahoma St.	A	L	70-66 (OT)
@Oklahoma	A	L	69-59

**SWC Tournament — Houston, Texas**

SMU	N	L	67-62
Baylor	N	L	67-63
Texas A&M	N	W	80-49

**1956-57**  
11-12, 5-7 (5th)  
Coach: Glen Rose

Opponent	Site	W/L	Score
Oklahoma	H	W	59-55
@Wichita St.	A	L	64-47
@Tulsa	A	W	77-70
Oklahoma St.	H	L	59-50
@Missouri	A	L	72-52
Wichita St.	H	W	80-67

**SWC Tournament — Houston, Texas**

Texas	N	W	89-76
Rice	N	W	81-70
SMU	N	L	64-60

@Texas A&M*	A	W	73-65
@Rice*	A	L	78-68
Baylor*	H	L	52-51
Texas*	H	W	67-66
@Kansas St.	A	L	70-56
TCU*	H	W	62-58
@SMU*	A	L	69-55
Texas A&M*	H	W	63-46
Tulsa	H	W	52-43
@TCU*	A	L	64-57
Rice*	H	L	82-69
@Baylor*	A	L	67-61
@Texas*	A	W	70-54
SMU*	H	L	87-59

*\*Southwest Conference games*

**1957-58**  
17-10, 9-5 (T-1st)  
SWC champion  
NCAA Regional Semifinal (Sweet 16)  
Coach: Glen Rose

Opponent	Site	W/L	Score
@Oklahoma	A	L	64-52
New Mexico St.	H	W	59-50
@Tulsa	A	W	79-61
Ole Miss @ LR	N	W	61-58
Kansas St.	H	L	63-48
Missouri	H	W	55-45

**SWC Tournament — Houston, Texas**

Texas	N	W	83-67
Rice	N	L	50-49
Texas Tech	N	W	71-67

@Texas*	A	W	57-55
@Baylor*	A	W	68-53
TCU*	H	W	65-49
Texas Tech*	H	W	58-55
Tulsa	H	W	50-43
Texas A&M*	H	W	67-51
@SMU*	A	L	49-46
@TCU*	A	W	56-46
Rice*	H	L	63-59
SMU*	H	W	65-63
@Texas Tech*	A	L	69-48
@Texas A&M*	A	L	66-57
@Rice*	A	L	61-59
Baylor*	H	W	79-55
Texas*	H	W	74-60

**District VI Playoff — Shreveport, La.**

SMU	N	W	61-55
-----	---	---	-------

**NCAA Midwest Regional — Lawrence, Kan.**

Oklahoma St.	N	L	65-40
Cincinnati	N	L	97-62

*\*Southwest Conference games*

**1958-59**  
9-14, 6-8 (T-5th)  
Coach: Glen Rose

Opponent	Site	W/L	Score
@Missouri	A	L	74-71
Oklahoma	H	W	61-52
LSU @ Shreveport	N	L	67-58
Tulsa	H	L	54-52

**SWC Tournament — Houston, Texas**

SMU	N	L	65-64
Baylor	N	W	60-57
Texas Tech	N	L	72-62

Texas Tech*	H	W	61-57
@TCU*	A	L	52-45
Rice*	H	W	72-61
Texas A&M*	H	L	63-62
@Tulsa	A	L	61-54
@Baylor*	A	L	64-58
SMU*	H	L	59-50

@Texas*	A	W	77-74
@Rice*	A	L	68-62
TCU*	H	L	76-71
Baylor*	H	W	59-53
@Texas A&M*	A	W	72-71
@SMU*	A	L	56-51
Texas*	H	W	63-56
@Texas Tech*	A	L	80-69

*\*Southwest Conference games*

**1959-60**  
12-11, 7-7 (T-4th)  
Coach: Glen Rose

Date	Opponent	UA/Opp Rank	Site	W/L	Score
12/4	Missouri		H	L	75-71
12/5	Oklahoma St.		H	W	54-50
12/7	Tulsa		H	W	65-51
12/12	Ole Miss @ LR		N	L	78-63
12/21	Centenary		H	W	75-55

**SWC Tournament — Houston, Texas**

12/28	Baylor		N	W	71-66
12/29	SMU		N	L	67-56
12/30	Texas		N	W	68-58

1/5	TCU*		H	W	74-60
1/9	@Baylor*		A	W90-83 (2 OT)	
1/11	@Texas*		A	L	72-66
1/16	Rice*		H	W	74-63
1/28	@Tulsa		A	L	78-65
2/2	@Texas Tech*		A	L	82-79
2/6	SMU*		H	L	72-70
2/9	Texas A&M*	nr/12	H	L	77-68
2/13	@TCU*		A	W	66-61
2/16	Texas Tech*		H	W	78-55
2/20	@Texas A&M*	nr/11	A	L	82-61
2/22	@Rice*		A	W	94-74
2/26	Texas*		H	L	71-57
2/29	Baylor*		H	W	83-74
3/2	@SMU*		A	L	93-82

*\*Southwest Conference games*

**1960-61**  
16-7, 9-5 (3rd)  
Coach: Glen Rose

Date	Opponent	UA/Opp Rank	Site	W/L	Score
12/3	@Missouri		A	W	84-75
12/6	@Oklahoma St.		A	L	59-50 (OT)
12/8	North Texas		H	W	94-80
12/10	Ole Miss @ Blytheville		N	W	77-71
12/13	@Tulsa		A	L	64-59
12/17	Centenary		H	W	71-61
12/21	Alabama @ LR		N	W	83-76
12/22	Tennessee @ LR		N	W	89-76
1/4	@Texas*		A	L	68-58
1/7	SMU*		H	W	76-74
1/10	@Texas A&M*		A	L	81-62
1/14	Rice*		H	W	80-55
1/26	Tulsa		H	W	66-58
1/31	@Baylor*		A	W	74-58
2/4	TCU*		H	W	88-75
2/7	Texas Tech*		H	L	72-66
2/11	@Rice*		A	W	84-72
2/14	Texas*		H	W	74-59
2/18	@Texas Tech*		A	L	87-81
2/22	@TCU*		A	W	96-76
2/24	Baylor*		H	W	70-48
2/27	@SMU*		A	W	88-82 (OT)
3/2	Texas A&M*		H	L	70-68

*\*Southwest Conference games*

**1961-62**  
14-10, 5-9 (6th)  
Coach: Glen Rose

Date	Opponent	UA/Opp Rank	Site	W/L	Score
12/1	@Kansas		A	L	85-74
12/4	Missouri		H	W	72-68
12/8	@North Texas		A	W	68-61
12/12	Oklahoma St.		H	W	63-54
12/14	Tulsa		H	W	87-59
12/16	Ole Miss @ LR		N	W	59-54
12/21	LSU @ Shreveport		N	W	84-81 (OT)

**Poinsetta Classic — Greenville, S.C.**

12/29	Clemson		N	W	62-60
12/30	Georgia Tech		N	W	72-42
1/3	Texas A&M*		H	W	64-59
1/6	@Texas*		A	L	73-59
1/9	SMU*		H	L	77-70
1/12	@TCU*		A	W	64-61



# RECORDS | SEASON-BY-SEASON RESULTS

1/24	@Tulsa	A	W	99-77
1/30	Rice*	H	W	104-84
2/3	Texas Tech*	H	L	66-64
2/6	@Baylor*	A	L	76-60
2/10	TCU*	H	W	90-80
2/13	@Rice*	A	L	63-55
2/17	@Texas Tech*	A	L	76-64
2/20	Baylor*	H	W	76-75
2/23	@Texas A&M*	A	L	89-79
2/27	Texas*	H	L	61-60
3/6	@SMU*	A	L	84-81

\*Southwest Conference games

## 1962-63

13-11, 8-6 (4th)

Coach: Glen Rose

Date	Opponent	UA/Opp Rank	Site	W/L	Score
12/3	Kansas	H	W	64-62 (OT)	
12/8	@Missouri	A	W	70-61	
12/11	@Oklahoma St.	A	L	46-45 (OT)	
12/13	Tulsa	H	L	76-68	
12/15	Ole Miss @ Blytheville	N	W	90-60	
12/19	LSU @ LR	N	L	72-70	

### All-College Tournament — Oklahoma City, Okla.

12/27	Loyola (Chicago)	N	L	81-62
12/28	Toledo	N	W	58-55
12/29	Creighton	N	W	73-61

1/3	@SMU*	A	W	73-71
1/5	Texas*	H	L	69-63
1/8	@TCU*	A	W	81-59
1/12	@Rice*	A	L	85-70
1/31	@Tulsa	A	L	68-66
2/2	Texas A&M*	H	W	66-55
2/5	@Texas Tech*	A	L	80-75
2/9	Baylor*	H	W	75-65
2/12	Rice*	H	L	69-65
2/16	@Texas A&M*	A	L	80-78
2/19	Texas Tech*	H	W	83-78
2/23	@Baylor*	A	W	67-61
2/26	SMU*	H	W	82-79
3/1	@Texas*	A	L	99-86
3/5	TCU*	H	W	104-94

\*Southwest Conference games

## 1963-64

9-14, 6-8 (6th)

Coach: Glen Rose

Date	Opponent	UA/Opp Rank	Site	W/L	Score
11/30	Southwestern Louisiana	H	W	71-65	
12/2	Missouri	H	L	76-74	
12/4	@Kansas	A	L	73-60	
12/9	Oklahoma St.	H	L	74-65	
12/14	@Vanderbilt	A	L	101-77	
12/20	Lamar Tech	H	W	86-80	

### Gulf States Classic — Shreveport, La.

12/27	Tennessee	N	L	77-57
12/28	Ole Miss	N	W	76-68

1/4	@Texas Tech*	A	L	93-84
1/7	Texas*	H	W	58-53
1/11	@TCU*	A	W	66-60
1/25	@Tulsa	A	L	95-86
1/27	@Baylor*	A	W	74-70
2/4	Rice*	H	L	76-63
2/8	@Texas A&M*	A	L	72-64
2/11	SMU*	H	W	83-71
2/15	Baylor*	H	W	73-61
2/18	@Rice*	A	L	77-69
2/22	Texas A&M*	H	L	60-57
2/25	@SMU*	A	L	86-71
2/29	Texas Tech*	H	L	87-86
3/3	@Texas*	A	L	80-67
3/5	TCU*	H	W	108-88

\*Southwest Conference games

## 1964-65

9-14, 5-9 (5th)

Coach: Glen Rose

Date	Opponent	UA/Opp Rank	Site	W/L	Score
12/1	Kansas	nr/18	H	L	65-60
12/5	@Missouri	A	L	81-71	
12/9	Oklahoma St.	H	L	66-52	
12/12	Hardin-Simmons	H	W	68-63	
12/15	Tulsa	H	W	65-64	

### Great South Classic — Shreveport, La.

12/29	Ole Miss	N	W	82-48
12/30	VMI	N	L	72-70
1/5	@TCU*	A	W	88-70

1/9	@Texas Tech*	A	L	93-78
1/12	Rice*	H	W	79-61
1/16	@Baylor*	A	L	84-75
1/28	@Mississippi St.	A	W	84-69
1/29	@Georgia Tech	A	L	93-83
2/3	Texas A&M*	H	L	82-79
2/6	SMU*	H	L	84-76
2/9	@Texas*	A	L	81-65
2/13	TCU*	H	W	96-72
2/16	Baylor*	H	W	78-73
2/20	@Texas A&M*	A	L	91-77
2/23	Texas @ LR*	N	L	74-72
2/27	@Rice*	A	W	77-64
3/2	Texas Tech*	H	L	87-80
3/4	@SMU*	A	L	88-75

\*Southwest Conference games

## 1965-66

13-10, 7-7 (4th)

Coach: Glen Rose

Date	Opponent	UA/Opp Rank	Site	W/L	Score
12/1	@Kansas	nr/8	A	L	81-52
12/4	Missouri	H	W	75-62	
12/7	Oklahoma St.	H	W	55-52	
12/13	@Centenary	A	W	90-61	
12/18	Texas-Arlington	H	W	78-64	

### Sun Bowl Classic — El Paso, Texas

12/29	Iowa	nr/4	N	L	77-75
12/30	Loyola (La.)	N	W	67-57	
1/4	@TCU*	A	L	88-85	
1/8	Texas Tech*	H	W	74-65	
1/11	@Texas A&M*	A	L	75-72	
1/15	Texas*	H	W	93-82	
1/27	Mississippi St. @ LR	N	W	69-61	
1/28	@Georgia Tech	A	L	88-75	
2/2	SMU*	H	L	75-74	
2/5	Baylor*	H	W	78-59	
2/8	@Rice*	A	W	76-71	
2/12	@Baylor*	A	L	82-71	
2/15	Rice*	H	W	73-67	
2/19	@SMU*	A	L	67-66	
2/22	TCU*	H	W	91-73	
2/25	@Texas Tech*	A	L	79-74	
3/1	@Texas*	A	L	74-70	
3/3	Texas A&M*	H	W	94-71	

\*Southwest Conference games

## 1966-67

6-17, 4-10 (T-7th)

Coach: Duddy Waller

Date	Opponent	UA/Opp Rank	Site	W/L	Score
12/1	Kansas	H	L	73-57	
12/3	@Missouri	A	L	73-66	
12/7	@Oklahoma St.	A	W	51-46	
12/12	Centenary	H	L	81-80	

### Memphis Tournament — Memphis, Tenn.

12/16	Memphis	A	L	43-36
12/17	Oklahoma St.	N	L	50-43

### Los Angeles Holiday Classic — Los Angeles, Calif.

12/28	Southern Cal	A	L	70-67
12/29	Arizona	N	W	65-61
12/30	Michigan	N	L	82-72
1/3	@Texas*	A	L	71-62
1/7	Texas Tech*	H	W	70-65
1/10	@Baylor*	A	L	65-53
1/14	Texas A&M @ LR*	N	W	47-46
1/17	SMU*	H	L	69-59
1/28	@TCU*	A	L	78-61
1/31	@Rice*	A	L	60-56
2/11	Texas*	H	L	67-61
2/14	@Texas A&M*	A	L	60-53
2/18	Rice*	H	W	66-63
2/21	@SMU*	A	L	69-66
2/25	TCU*	H	W	83-78
2/28	@Texas Tech*	A	L	73-59
3/2	Baylor*	H	L	68-55


\*Southwest Conference games

## 1967-68

10-14, 7-7 (5th)

Coach: Duddy Waller

Date	Opponent	UA/Opp Rank	Site	W/L	Score
12/2	Missouri	H	L	74-52	
12/5	Oklahoma St.	H	L	61-52	
12/9	Ole Miss @ LR	N	W	64-62	
12/11	@Centenary	A	W	85-65	



Eric Ferguson has scored in double figures 28 times in two years.

12/19	Centenary @ LR	N	W	90-82
12/21	@Alabama	A	L	82-65

### All-College Tournament — Oklahoma City, Okla.

12/28	Auburn	N	L	65-58
12/29	Fordham	N	L	80-73
12/30	Idaho St.	N	L	77-75
1/3	Texas A&M*	H	W	75-70
1/6	@Rice*	A	L	73-61
1/9	@Baylor*	A	L	80-69
1/13	Texas @ LR*	H	W	85-80
1/25	@Oklahoma City	A	L	92-90
1/30	TCU*	H	W	68-67
2/3	@SMU*	A	W	70-68
2/6	Texas Tech*	H	W	61-56
2/10	@TCU*	A	L	77-75
2/13	@Texas Tech*	A	L	74-72
2/17	SMU*	H	L	95-87
2/20	@Texas A&M*	A	L	71-67
2/24	Rice*	H	W	78-65
2/27	Baylor*	H	L	71-64
3/2	@Texas*	A	W	74-73

\*Southwest Conference games

## 1968-69

10-14, 4-10 (8th)

Coach: Duddy Waller

Date	Opponent	UA/Opp Rank	Site	W/L	Score
11/30	Missouri	H	L	60-59	
12/3	@Oklahoma St.	A	L	73-68	
12/7	@Ole Miss	A	L	65-61 (OT)	
12/9	@Centenary	A	W	79-50	
12/14	Texas-Arlington	H	W	80-69	
12/17	Centenary	H	W	79-50	
12/21	Alabama @ LR	N	W	52-48	

### Little Rock Classic — Little Rock, Ark.

12/27	Texas-Arlington	N	W	87-78
12/28	Centenary	N	W	56-48
1/7	@Rice*	A	W	67-62
1/11	Texas A&M*	H	L	73-68
1/13	@Texas*	A	L	67-59

1/24	Oklahoma City	H	L	84-73
1/28	Baylor*	H	L	74-72
2/1	@TCU*	A	L	85-79
2/4	Texas Tech*	H	W	64-53
2/8	@SMU*	A	L	84-69
2/11	TCU*	H	W	63-47
2/15	SMU @ LR*	N	L	76-68
2/18	@Texas Tech*	A	L	59-57
2/22	Rice*	H	L	74-67
2/25	@Texas A&M*	A	L	79-66
3/1	@Baylor*	A	L	66-54
3/4	Texas*	H	W	69-65

\*Southwest Conference games

### Lineup

Name	Pts.	Rebs.
5-11 Sr. G Benton Cone	9.8	2.7
6-3 Jr. G Robert McKenzie	13.5	5.0
6-4 Jr. G/F Ricky Tanneberger	9.8	5.4
6-5 Jr. F James Eldridge	13.7	7.1
6-5 Sr. F Gary Stephens	9.6	6.7

## 1969-70

5-19, 3-11 (8th)

Coach: Duddy Waller

Date	Opponent	UA/Opp Rank	Site	W/L	Score
12/1	@Missouri	A	L	58-51	
12/5	Oklahoma St.	H	L	80-67	

### Liberty Bowl Classic — Memphis, Tenn.

12/10	Tulsa	N	L	74-66
12/11	Mississippi St.	N	L	76-74
12/13	@Texas-Arlington	A	W	85-73

### Bayou Classic — Lafayette, La.

12/19	Kentucky Wesleyan	N	L	76-75
12/20	@Southwestern Louisiana	A	L	94-85
12/22	@Oklahoma	A	L	85-69
1/2	Northwestern St. (La.) @ LR	N	W	81-74
1/6	Texas A&M*	H	L	64-59
1/10	@Texas*	A	L	75-69
1/21	@Oklahoma City	A	L	73-70



1/24	@Baylor*	A	L	110-76
1/27	TCU*	H	L	82-68
1/31	@Texas Tech*	A	L	50-48
2/3	Rice*	H	L	76-69
2/7	@SMU*	A	L	76-75
2/10	Baylor*	H	W	76-75
2/14	SMU*	H	W	88-72
2/17	@Rice*	A	L	85-78
2/21	Texas Tech @ LR*	N	L	76-71
2/24	@Texas A&M*	A	L	72-60
2/28	Texas*	H	W	78-61
3/3	@TCU*	A	L	97-95

\*Southwest Conference games

Lineup Name	Pts.	Rebs.
6-0 So. G Almer Lee	17.0	3.2
6-3 Sr. G Robert McKenzie	15.2	7.6
6-4 Sr. G/F Ricky Tanneberger	8.0	3.7
6-7 Jr. C Bobby Vint	4.3	4.5
6-5 Sr. F James Eldridge	15.2	7.3

**1970-71**

5-21, 1-13 (8th)

Cochair: Lanny Van Eman

Date	Opponent	UA/Opp Rank	Site	W/L	Score
12/1	Missouri		H	L	80-78
12/5	@Hardin-Simmons		A	L	112-96
12/7	@Oklahoma St.		A	L	67-65
12/10	Pittsburg (Kan.) St.		H	W	107-82
12/12	@Southern Illinois		A	L	99-78
12/14	@Iowa St.		A	L	86-77
12/17	Mississippi St.		H	L	69-67
12/19	@Centenary		A	W	71-61
12/21	Missouri-St. Louis		H	W	91-84
1/5	Oklahoma		H	L	115-100
1/7	Hardin-Simmons		H	W	110-101
1/9	Texas*		H	L	88-79
1/12	@Texas Tech*		A	L	98-68
1/16	Rice*		H	L	85-82
1/28	Washburn (Kan.)		H	L	80-75
1/30	@SMU*		A	L	90-88
2/2	TCU*		H	L	89-87
2/6	Texas A&M*		H	L	87-83
2/9	SMU*		H	L	112-99
2/13	@Baylor*		A	L	92-91
2/16	@TCU*		A	L	92-86
2/20	@Texas*		A	W	88-87 (OT)
2/23	Texas Tech*		H	L	89-87
2/27	@Rice*		A	L	97-93
3/2	Baylor*		H	L	111-110 (OT)
3/5	@Texas A&M*		A	L	92-89

\*Southwest Conference games

Lineup Name	Pts.	Rebs.
6-2 Jr. G Joel Heider	3.4	2.1
6-0 Jr. G Almer Lee	19.2	3.0
6-7 Sr. C Bobby Vint	11.2	6.0
6-6 Jr. F Vernon Murphy	17.6	8.9
6-5 Jr. F Donnie Watts	14.4	5.4

**1971-72**

8-18, 5-9 (6th)

Cochair: Lanny Van Eman

Date	Opponent	UA/Opp Rank	Site	W/L	Score
12/1	Georgia Southern		H	W	93-91
12/4	@Missouri		A	L	74-73
12/6	@Missouri-St. Louis		A	L	85-79
12/9	Rockhurst		H	W	102-72
12/11	Southern Illinois		H	L	93-92
12/13	Oklahoma St.		H	W	90-76
12/22	San Francisco St. @ LR		N	L	84-81
12/23	Iowa St. @ LR		N	L	96-93

**Golden Beehive Tournament — Logan, Utah**

12/27	@Utah St.		A	L	95-94
12/28	Idaho St.		N	L	88-73
12/31	@Memphis		A	L	92-77
1/4	@Mississippi St.		A	L	79-75
1/15	@TCU*		A	L	95-77
1/22	Texas A&M*		H	W	100-89
1/25	@SMU*		A	L	85-71
1/29	@Texas*		A	L	117-93
2/1	Texas Tech*		H	L	76-73
2/5	Rice*		H	W	103-95
2/8	@Baylor*		A	L	93-84
2/12	TCU*		H	L	98-90
2/15	@Texas A&M*		A	L	86-85

2/19	SMU*	H	W	88-74
2/22	Texas*	H	L	92-86
2/26	@Texas Tech*	A	L	86-85
2/29	Baylor*	H	W	131-109
3/4	@Rice*	A	W	113-108

\*Southwest Conference games

Lineup Name	Pts.	Rebs.
6-0 Sr. G Joel Heider	4.7	2.3
6-4 Jr. G Martin Terry	24.3	5.4
6-8 So. C Dean Tolson	15.5	9.9
6-6 Sr. F Vernon Murphy	11.8	5.3
6-7 Jr. F Doug Campbell	6.6	5.5

**1972-73**

16-10, 9-5 (T-2nd)

Cochair: Lanny Van Eman

Date	Opponent	UA/Opp Rank	Site	W/L	Score
12/2	@Rockhurst		A	W	87-76
12/4	Missouri Western		H	W	85-81
12/6	Illinois St.		H	L	81-67
12/9	@Tulane		A	W	87-83
12/11	Indiana St.		H	W	80-75
12/13	Georgia St.		H	W	70-39
12/23	Memphis @ LR		N	L	87-86

**Razorback Classic — Little Rock, Ark.**

12/29	Cornell		N	L	78-77
12/30	Southern Illinois		N	W	97-96
1/4	Centenary		H	L	80-72
1/6	Missouri-St. Louis		H	W	104-78
1/9	Tulsa		H	L	85-81
1/13	Texas A&M*		H	W	84-73
1/20	@Texas*		A	W	76-72
1/23	Baylor*		H	L	76-70
1/27	TCU*		H	W	90-75
1/30	@SMU*		A	L	110-94
2/3	Rice*		H	W	90-69
2/6	@Texas Tech*		A	L	73-64
2/10	@Texas A&M*		A	L	108-82
2/13	Texas*		H	W	86-74
2/17	@Baylor*		A	W	76-74
2/20	@TCU*		A	W	96-94
2/24	SMU*		H	W	103-96
2/27	Texas Tech*		H	L	64-63
3/3	@Rice*		A	W	105-79

\*Southwest Conference games

Lineup Name	Pts.	Rebs.
6-2 Sr. G Jody Bass	8.5	2.4
6-2 So. G Rickey Medlock	5.6	2.0
6-4 Sr. G Martin Terry	28.3	3.7
6-8 Jr. C Dean Tolson	17.6	12.4
6-7 Sr. F Doug Campbell	10.2	7.2

**1973-74**

10-16, 6-8 (5th)

Cochair: Lanny Van Eman

Date	Opponent	UA/Opp Rank	Site	W/L	Score
11/30	@UCLA	nr/1	A	L	101-79
12/1	@Cal.-S. Barbara		A	L	109-80
12/3	Western Kentucky		H	L	102-100
12/5	Tennessee-Martin		H	W	80-68
12/8	Wabash		H	W	83-77
12/10	@Ole Miss		A	L	117-66
12/22	@Tulsa		A	L	95-72

**Razorback Classic — Little Rock, Ark.**

12/28	VMI		N	W	96-86
12/29	Pittsburgh		N	L	91-83
1/3	Centenary		H	L	98-96
1/5	@Indiana St.		A	L	92-82
1/8	Tulane		H	W	89-73
1/12	Texas Tech*		H	L	80-77
1/19	@Rice*		A	L	77-69
1/22	SMU*		H	W	89-88
1/26	@TCU*		A	W	86-74
1/29	@Baylor*		A	L	94-68
2/2	Texas*		H	L	96-81
2/5	@Texas A&M*		A	L	86-80 (OT)
2/9	Rice*		H	W	106-81
2/12	@Texas Tech*		A	L	89-83
2/16	@SMU*		A	L	95-87
2/19	TCU*		H	W	109-99
2/23	Baylor*		H	W	92-82
2/26	@Texas*		A	L	99-82
3/2	Texas A&M*		H	W	97-86

\*Southwest Conference games

Lineup Name	Pts.	Rebs.
6-1 So. G Robert Birden	7.7	2.2
6-3 Jr. G Rickey Medlock	16.2	6.2
6-8 Sr. C Dean Tolson	22.5	13.2
6-7 So. F Jack Schulte	11.3	6.5
6-7 Sr. F Dennis White	13.6	8.7

**1974-75**

17-9, 11-3 (2nd)

Cochair: Eddie Sutton

Date	Opponent	UA/Opp Rank	Site	W/L	Score
11/30	Rockhurst		H	W	78-61
12/4	@Mississippi St.		A	W	75-72
12/7	@Western Kentucky		A	L	74-63
12/9	Ole Miss		H	L	84-73
12/12	Hofstra		H	W	63-58
12/18	Tulsa		H	L	64-60
12/23	@Oklahoma City		A	L	79-77
1/4	MacMurry (Ill.)		H	W	100-66
1/11	@Centenary		A	L	74-72
1/13	Oklahoma City		H	W	84-75
1/15	Western Illinois		H	W	88-51
1/18	@Kansas St.		A	L	73-71 (2OT)
1/21	Texas Tech*		H	W	65-62
1/25	@SMU*		A	W	73-69
1/28	@Rice*		A	W	74-67
2/1	@Baylor*		A	L	73-69
2/4	Texas*		H	W	56-52
2/8	Texas A&M*		H	W	95-89 (2OT)
2/11	@TCU*		A	W	70-61
2/15	@Texas A&M*		A	L	62-60
2/18	TCU*		H	W	81-57
2/22	@Texas Tech*		A	L	63-55
2/25	Rice*		H	W	86-51
3/1	SMU*		H	W	72-50
3/4	@Texas*		A	W	68-56
3/8	Baylor*		H	W	83-64

\*Southwest Conference games

Lineup Name	Pts.	Rebs.
6-1 Jr. G Robert Birden	10.7	1.9
6-3 Sr. G Rickey Medlock	12.9	2.9
6-4 Jr. G Charles Terry	10.6	5.6
6-5 Sr. F Kent Allison	15.1	8.2
6-8 Jr. C Darryll Saulsberry	5.8	3.7

**1975-76**

19-9, 9-7 (4th)

Cochair: Eddie Sutton

Date	Opponent	UA/Opp Rank	Site	W/L	Score
12/3	Southwest Missouri St.		H	W	83-57
12/6	Tulane @ LR		N	W	67-55
12/8	@Air Force		A	L	59-58
12/12	Boise St.		H	W	72-56
12/13	Oklahoma @ LR		N	W	64-56
12/20	@Oklahoma City		A	W	84-63
12/30	Eastern New Mexico		H	W	102-55
1/3	Indiana St.		H	W	91-71
1/5	Houston*		H	W	92-47
1/8	SMU*		H	L	82-81
1/12	@Houston*		A	L	72-71
1/14	@Rice*		A	W	80-62
1/17	TCU*		H	W	100-65
1/20	@Texas*		A	L	59-57
1/24	Texas A&M*		H	W	93-91 (2OT)
1/26	@Baylor*		A	L	84-81
1/28	Texas Tech*		H	W	92-86 (2OT)
1/31	@SMU*		A	L	82-76
2/3	@Texas Tech*		A	L	86-78
2/7	@Western Illinois		A	W	75-72 (OT)
2/11	Rice*		H	W	111-68
2/14	@TCU*		A	W	83-66
2/18	Texas @ LR*		N	W	75-68
2/21	@Texas A&M*		A	L	70-69
2/24	Baylor*		H	W	86-64

**SWC Tournament — Fayetteville, Ark.**

2/28	TCU		H	W	81-65
------	-----	--	---	---	-------

**SWC Tournament — Dallas, Texas**

3/4	SMU		H	W	74-70
3/5	Texas A&M		H	L	70-63

\*Southwest Conference games

Lineup Name	Pts.	Rebs.
6-1 Sr. G Robert Birden	7.4	2.1
6-4 So. G Ron Brewer	11.9	3.8

6-4	Fr. G Sidney Moncrief	12.6	7.6
6-8	Sr. C Darryll Saulsberry	14.7	5.6
6-4	So. F Marvin Delph	16.3	7.0

**1976-77**

26-2, 16-0 (1st)

SWC champion

SWC Tournament champion

NCAA First Round

Final Ranking: No. 18 (AP)

Cochair: Eddie Sutton

Date	Opponent	UA/Opp Rank	Site	W/L	Score
11/27	Air Force @ LR		N	W	72-54
11/29	Cal.-Hayward		H	W	89-59
12/1	@Southwest Mo. St.		A	W	72-71
12/4	So. Colorado		H	W	



# RECORDS | SEASON-BY-SEASON RESULTS

2/25	TCU	4/nr	H	W	84-42
<b>SWC Tournament — Houston, Texas</b>					
3/2	SMU	4/nr	N	W	94-73
3/4	Houston	4/nr	A	L	70-69
<b>NCAA Western Regional — Eugene, Ore.</b>					
3/11	Weber St.	7/nr	N	W	73-52
<b>NCAA Western Regional — Albuquerque, N.M.</b>					
3/16	UCLA	5/2	N	W	74-70
3/18	Cal.-Fullerton	5/nr	N	W	61-58
<b>NCAA Final Four — St. Louis, Mo.</b>					
3/25	Kentucky	5/1	N	L	64-59
3/27	Notre Dame	5/6	N	W	71-69

\*Southwest Conference games

Lineup Name	Pts.	Rebs.	Assts.
6-4 Sr. G Ron Brewer	18.0	3.1	
6-4 Jr. G Sidney Moncrief	17.3	7.7	
6-11 Jr. C Steve Schall	9.7	5.4	
6-7 Sr. F Jim Counce	4.2	4.2	3.3
6-4 Sr. F Marvin Delph	16.8	5.7	

## 1978-79

**25-5, 13-3 (T-1st)**  
**SWC champion**  
**SWC Tournament champion**  
**NCAA Regional Final (Elite Eight)**  
**Final Ranking: No. 5 (AP)/No. 6 (UPI)**  
**Coach: Eddie Sutton**

Date	Opponent	UA/Opp Rank	Site	W/L	Score
12/2	Oklahoma		H	W	80-74
12/6	West Texas St.		H	W	84-54
12/11	Southeast Mo. St.		H	W	90-51
12/16	Centenary		H	W	77-57
12/19	Ole Miss @ Memphis		N	W	67-66
12/23	So. Miss. @ PB		N	W	93-79
12/30	Memphis @ LR	20/nr	N	W	82-69
1/4	N. Texas @ LR	14/nr	N	W	96-71
1/6	@Houston*	14/nr	A	W	62-61
1/10	Rice*	10/nr	H	W	79-66
1/12	Texas*	10/nr	H	L	66-63
1/14	North Carolina+	10/3	N	L	63-57
1/17	@Texas A&M*	11/15	A	L	74-69 (OT)
1/20	@TCU*	11/nr	A	W	90-51
1/22	Baylor*	11/nr	H	L	70-67
1/24	@SMU*	15/nr	A	W	79-67
1/27	Texas Tech*	15/nr	H	W	63-57
2/1	@Texas*	14/11	A	W	68-58
2/3	@Rice*	14/nr	A	W	68-50
2/6	Texas A&M*	14/nr	H	W	60-56
2/10	TCU*	14/nr	H	W	108-65
2/12	@Baylor*	14/nr	A	W	71-62
2/14	SMU*	11/nr	H	W	71-55
2/17	Houston*	11/nr	H	W	78-58
2/20	@Texas Tech*	10/nr	A	W	66-65

**SWC Tournament — Houston, Texas**

3/2	Texas Tech	9/nr	N	W	93-77
3/3	Texas	9/14	N	W	39-38

**NCAA Midwest Regional — Lawrence, Kan.**

3/11	Weber St.	7/nr	N	W	74-63
------	-----------	------	---	---	-------

**NCAA Midwest Regional — Cincinnati, Ohio**

3/15	Louisville	5/13	N	W	73-62
3/17	Indiana St.	5/1	N	L	73-71

\*at Greensboro, N.C.

\*Southwest Conference games

## 1979-80

**21-8, 13-3 (2nd)**  
**NCAA First Round**  
**Coach: Eddie Sutton**

Date	Opponent	UA/Opp Rank	Site	W/L	Score
12/1	Loyola-California		H	W	76-66
12/3	Centenary		H	W	65-53
12/5	Mo.-St. Louis		H	W	79-50
12/8	@Centenary		A	W	70-62
12/15	Ole Miss @ LR	20/nr	N	W	67-59
12/17	Oklahoma City	20/nr	H	W	86-68
12/20	LSU @ LR	20/nr	N	L	56-55
12/28	@Memphis	19/nr	A	L	74-67
12/30	Kansas St. @ PB	19/nr	N	L	66-57

1/3	SMU*		H	W	84-69
1/5	Northeast La. @ PB		N	W	74-51
1/8	@TCU*		A	W	70-58
1/12	@Texas*		A	W	55-50
1/15	Baylor*		H	W	71-57
1/19	Houston*		H	W	60-57
1/22	@Texas A&M*		A	L	45-39
1/26	Rice*		H	W	73-64
1/28	@Texas Tech*		A	W	71-69 (OT)
2/2	Texas*		H	W	60-59
2/4	TCU*		H	W	74-47
2/7	@Baylor*		A	W	70-51
2/9	@Houston		A	L	90-84 (3 OT)
2/12	Texas A&M*		H	W	45-44
2/16	@Rice*		A	W	77-73
2/18	@SMU*		A	L	62-58
2/22	Texas Tech*		H	W	84-60

**SWC Tournament — San Antonio, Texas**

2/28	Texas		N	W	64-62
2/29	Texas A&M		N	L	62-50

**NCAA Midwest Regional — Lincoln, Neb.**

3/6	Kansas St.		N	L	71-53
-----	------------	--	---	---	-------

\*Southwest Conference games

Lineup Name	Pts.	Rebs.	Assts.
6-2 Jr. G Keith Hilliard	4.1	1.7	
6-2 Jr. G U.S. Reed	14.0	3.7	
6-5 So. G/F Brad Friess	4.9	2.1	
6-10 So. F Scott Hastings	16.2	6.7	
6-7 Sr. F/C Alan Zahn	9.6	5.7	2.6

## 1980-81

**24-8, 13-3 (1st)**  
**SWC champion**  
**NCAA Regional Semifinal (Sweet 16)**  
**Final Ranking: No. 20 (AP)**  
**Coach: Eddie Sutton**

Date	Opponent	UA/Opp Rank	Site	W/L	Score
<b>Great Alaska Shootout — Anchorage, Alaska</b>					
11/29	Missouri	20/11	N	W	81-73
11/30	LSU	20/12	N	W	86-76
12/1	North Carolina	20/13	N	L	64-58
12/3	Southwest Mo. St. 11/nr		H	W	98-65
12/6	@Michigan	11/nr	A	L	78-65
12/13	Oklahoma City	17/nr	H	W	76-70
12/16	Centenary	19/nr	H	W	78-64
12/20	Eastern Ky. @ LR	19/nr	N	W	80-74
12/22	So. Miss. @ PB	19/nr	N	W	76-68
12/27	Kansas St. @ KC	17/nr	N	L	47-46 (OT)
12/30	Nebraska @ LR		N	W	64-52
1/3	@SMU*		A	W	92-50
1/7	Alaska-Anchorage @ PB		N	W	92-58
1/10	TCU*		H	W	85-51
1/12	Texas*		H	L	62-60
1/17	@Baylor*		A	L	67-58
1/19	@Houston*		A	L	57-54
1/24	Texas A&M*		H	W	52-47
1/26	@Rice*		A	W	57-52
1/28	Texas Tech*		H	W	60-35
2/3	@Texas*		A	W	54-48
2/7	@TCU*		A	W	63-48
2/10	Baylor*		H	W	67-50
2/14	Houston*		H	W	70-55
2/17	@Texas A&M*		A	W	65-61
2/21	Rice*		H	W	75-59
2/24	SMU*	18/nr	H	W	47-33
2/28	@Texas Tech*	18/nr	A	W	64-61

**SWC Tournament — San Antonio, Texas**

3/2	Texas	15/nr	N	L	76-73
-----	-------	-------	---	---	-------

**NCAA Midwest Regional — Austin, Texas**

3/12	Mercer	20/nr	N	W	73-67
3/14	Louisville	20/12	N	W	74-73

**NCAA Midwest Regional — New Orleans, La.**

3/20	LSU	20/4	N	L	72-56
------	-----	------	---	---	-------

\*Southwest Conference games

Lineup Name	Pts.	Rebs.	Assts.
6-2 Sr. G U.S. Reed	13.0	4.1	
6-4 So. G Darrell Walker	11.3	4.5	3.3
6-10 Jr. C Scott Hastings	16.3	5.4	
6-6 Jr. F Tony Brown	4.8	2.8	
6-6 Jr. F Keith Peterson	8.4	5.2	

**1981-82**  
**23-6, 12-4 (1st)**  
**SWC champion**  
**SWC Tournament champion**  
**NCAA First Round**  
**Final Ranking: No. 12 (AP)/No. 13 (UPI)**  
**Coach: Eddie Sutton**

Date	Opponent	UA/Opp Rank	Site	W/L	Score
11/28	Michigan	18/nr	H	W	83-72
11/30	@UT-San Antonio	18/nr	A	W	71-42
12/3	San Diego St. @ PB13/nr		N	W	85-68
12/10	Wisconsin-Parkside	11/nr	H	W	84-59
12/12	Centenary	11/nr	H	W	87-60
12/19	Biscayne @ LR	9/nr	N	W	91-61
12/22	So. Miss. @ PB	6/nr	N	W	63-54
12/30	Kent St. @ LR	5/nr	N	W	91-49
1/2	@Texas Tech*	5/nr	A	L	79-74
1/6	SMU*	11/nr	H	W	68-48
1/9	@Nebraska	11/nr	A	W	51-50
1/13	@TCU*	9/nr	A	W	62-59
1/16	@Texas*	9/19	A	L	87-73
1/19	Baylor*	15/nr	H	W	70-58
1/23	Houston*	15/19	H	W	67-66
1/26	@Texas A&M*	12/nr	A	W	64-63
1/29	Rice*	12/nr	H	W	60-54
1/31	Wake Forest @ LR12/18		N	L	49-48
2/6	Texas*	14/12	H	W	62-55 (OT)
2/8	TCU*	14/nr	H	W	79-69
2/11	@Baylor*	8/nr	A	L	56-55 (OT)
2/13	@Houston*	8/nr	A	L	55-53
2/15	Texas A&M*	8/nr	H	W	92-75
2/10	@Rice*	17/nr	A	W	72-65 (OT)
2/24	@SMU*	15/nr	A	W	54-53
2/27	Texas Tech*	15/nr	H	W	67-61

**SWC Tournament — Dallas, Texas**

3/5	TCU	14/nr	N	W	80-70
3/6	Houston	14/nr	N	W	84-69

**NCAA Midwest Regional — Dallas, Texas**

3/14	Kansas St.	12/nr	N	L	65-64
------	------------	-------	---	---	-------

\*Southwest Conference games

Lineup Name	Pts.	Rebs.	Assts.
6-3 Jr. G Darrell Walker	14.8	5.2	3.5
6-10 Sr. C Scott Hastings	18.6	6.0	
6-6 Sr. F Keith Peterson	7.3	3.8	
6-6 Sr. F Tony Brown	10.0	3.2	
6-5 Sr. F Brad Friess	4.1	2.3	

## 1982-83

**26-4, 14-2 (2nd)**  
**NCAA Regional Semifinal (Sweet 16)**  
**Final Ranking: No. 9 (AP & UPI)/No. 10 (ESPN/USA Today)**  
**Coach: Eddie Sutton**

Date	Opponent	UA/Opp Rank	Site	W/L	Score
11/27	Southeast Mo. St. 17/nr		H	W	74-57
12/1	Texas-San Antonio	16/nr	H	W	78-59
12/4	@Centenary	16/nr	A	W	79-51
12/6	SW Mo. St. @ LR	16/nr	N	W	87-66
12/15	Alabama St.	13/nr	H	W	108-65
12/18	Northeast La.	13/nr	H	W	89-76
12/21	So. Miss. @ PB	12/nr	N	W	64-62
12/28	@St. Peter's	11/nr	A	W	52-48
1/3	Nebraska @ LR	11/nr	N	W	64-58
1/5	Mercer @ PB	10/nr	N	W	83-62
1/8	Baylor*	10/nr	H	W	65-60
1/13	@Texas A&M*	7/nr	A	W	66-64
1/15	@SMU*	7/nr	A	W	63-56
1/19	TCU*	4/nr	H	W	69-55
1/22	@Houston*	4/14	A	L	75-60
1/24	Texas*	4/nr	H		



1/23	Rice*	H	W	67-56	
1/27	@Virginia	A	L	54-52	
1/30	@Baylor*	A	W64-57 (OT)		
2/1	Texas A&M*	H	W	58-53	
2/3	@Georgetown	nr/2	A	L	56-39
2/6	SMU*	nr/4	H	W	69-66
2/9	@TCU*	A	L	72-66 (OT)	
2/14	@Texas*	A	W	60-51	
2/16	Texas Tech*	H	L	52-50	
2/20	Houston*	H	W	73-59	
2/24	@Rice*	A	L	71-68	
3/2	Baylor*	H	W	106-71	

**SWC Tournament — Dallas, Texas**

3/8	Texas	N	W	66-46	
3/9	SMU	nr/13	N	W	68-55
3/10	Texas Tech	N	L	67-64	

**NCAA West Regional — Salt Lake City, Utah**

3/14	Iowa	N	W	63-54	
3/16	St. John's	nr/3	N	L	68-65

\*Southwest Conference games

Lineup Name	Pts.	Rebs.	Assts.
6-2 Fr. G Allie Freeman	4.5	1.5	
6-3 Fr. G Kenny Hutchinson	3.3	1.5	
6-7 So. G/F William Mills	9.4	3.5	4.5
6-11 Sr. C Joe Kleine	22.1	8.4	
6-6 Sr. F Charles Baletline	12.7	5.6	

**1985-86**  
**12-16, 4-12 (7th)**  
**Coach: Nolan Richardson**

Date	Opponent	UA/Opp Rank	Site	W/L	Score
11/24	Southern Ill. @ LR		N	W	86-72
12/19	Southern Univ. @ PB		N	W	76-75
12/21	Southwest Mo. St.		H	W	68-67
12/3	San Diego St. @ LR		N	W	76-64
12/5	Samford		H	W	72-51
12/7	@Minnesota		A	L	71-64
12/14	Ohio St. @ PB	nr/20	N	W	79-70 (OT)
12/18	Alabama St. @ LR		N	W	87-69
12/21	@Kansas	nr/6	A	L	89-78
12/28	@Oral Roberts		A	W	54-51
1/2	SMU*		H	L	71-66
1/4	@TCU*		A	L	71-62
1/8	@Texas*		A	L	59-55
1/11	Texas Tech*		H	L	48-46
1/15	Houston*		H	L	87-85 (OT)
1/18	@Rice*		A	W	58-50
1/25	Southern California		H	L	88-74
1/27	Baylor*		H	W	81-76 (OT)
1/29	@Texas A&M*		A	L	81-67
2/1	@SMU*		A	L	90-80
2/5	TCU*		H	L	73-71 (2OT)
2/8	Texas*		H	L	61-57
2/12	@Texas Tech*		A	W	79-72 (OT)
2/15	@Houston*		A	L	93-83
2/19	Rice*		H	W	60-59
2/26	@Baylor*		A	L	65-64
3/1	Texas A&M*		H	L	93-76

**SWC Tournament — Dallas, Texas**

3/7	Texas A&M	N	L	67-51
-----	-----------	---	---	-------

\*Southwest Conference games

**Lineup (most starts)**

Name	Pts.	Rebs.	Assts.
6-2 So. G Allie Freeman	5.5	1.4	
6-4 Jr. G Mike Ratliff	13.1	4.4	
6-4 So. G Byron Irvin	9.9	2.8	
6-7 Jr. G/F William Mills	13.8	5.7	2.2
6-11 So. C Andrew Lang	8.2	6.5	

**1986-87**  
**19-14, 8-8 (5th)**  
**NIT Second Round**  
**Coach: Nolan Richardson**

Date	Opponent	UA/Opp Rank	Site	W/L	Score
11/28	Grambling @ PB		N	W	84-65
11/29	Louisiana Tech @ LR		N	W	90-64
12/3	Ole Miss @ Memphis		N	W	70-56
12/6	Kansas	nr/6	H	W	103-86
12/10	@Alabama+	20/18	N	L	87-76
12/13	Morgan St.	20/nr	H	W	106-57
12/18	Miss. Valley St.		H	W	98-79
12/20	Virginia @ PB		N	L	78-66
12/22	@Southwest Mo. St.		A	L	56-49

**Rainbow Classic — Honolulu, Hawaii**

12/28	Ohio St.		N	W	97-94
12/29	Pittsburgh	nr/14	N	L	114-82
12/30	California		N	W	74-58

1/3	TCU*		H	L	80-77
1/5	North Texas @ LR		N	W	99-96 (OT)
1/8	Texas*		H	W	79-62
1/10	@Texas Tech*		A	L	95-73
1/14	Rice*		H	W	62-54
1/17	@Houston*		A	L	60-55
1/22	@Baylor*		A	L	63-62
1/25	Texas A&M*		H	W	87-69
1/27	SMU*		H	W	76-63
1/31	@TCU*	nr/16	A	L	73-66
2/4	@Texas*		A	L	78-73
2/7	Texas Tech*		H	W	93-75
2/11	Houston*		H	L	57-54
2/14	@Rice*		A	W	88-68
2/18	Oral Roberts @ LR		N	W	95-75
2/21	Baylor*		H	W	71-67
2/24	@Texas A&M*		A	W	100-97 (2OT)
3/1	@SMU*		A	L	93-76

**SWC Tournament — Dallas, Texas**

3/6	Texas Tech	N	L	73-59
-----	------------	---	---	-------

**National Invitational Tournament — Fayetteville, Ark.**

3/13	Arkansas St.	H	W	67-64 (OT)
------	--------------	---	---	------------

**National Invitational Tournament — Lincoln, Neb.**

3/17	Nebraska	A	L	78-71
------	----------	---	---	-------

+at Birmingham, Ala.  
\*Southwest Conference games

**Lineup (most starts)**

Name	Pts.	Rebs.	Assts.
6-3 So. G Keith Wilson	4.8	2.1	2.6
6-3 Jr. G/F Tim Scott	11.9	2.7	
6-6 Fr. G/F Ron Huery	11.7	3.5	2.7
6-10 Jr. F/C Shawn Baker	6.5	4.2	
6-11 Jr. C Andrew Lang	8.1	7.5	

**1987-88**  
**21-9, 11-5 (T-2nd)**  
**NCAA First Round**  
**Coach: Nolan Richardson**

Date	Opponent	UA/Opp Rank	Site	W/L	Score
11/27	Chicago St. @ PB		N	W	78-68
11/29	@Tulsa		A	L	68-47
12/3	N'western (La.) St. @ LR		N	W	77-55
12/5	Southwest Mo. St.		H	W	53-47
12/9	Ole Miss @ PB		N	W	79-40
12/12	Virginia		H	W	66-52
12/15	Alcorn St.		H	W	101-55
12/19	Miss. Valley St.		H	W	91-71
12/23	Alabama @ LR		N	W	80-55
12/30	@Maryland		A	L	88-61
1/2	Coastal Carolina @ LR		N	W	81-59
1/6	Texas*		H	W	91-62
1/9	TCU*		H	W	96-53
1/13	@SMU*		A	W	85-83 (OT)
1/16	@Texas A&M*		A	L	74-67
1/20	Baylor*		H	W	70-62
1/27	@Rice*		A	W	80-61
1/30	Houston*		H	W	71-62
2/3	Texas Tech*		H	W	69-48
2/6	@Texas*		A	L	79-72
2/10	@TCU*		A	W	63-61
2/13	SMU*		H	L	73-63

2/17	Texas A&M*	H	W	79-58
2/20	@Baylor*	A	L	58-57
2/27	Rice*	H	W	112-87
3/3	@Houston*	A	L	82-77
3/6	@Texas Tech*	A	W	75-65

**SWC Tournament — Dallas, Texas**

3/11	Texas A&M	N	W	76-64
3/12	Baylor	N	L	74-73

**NCAA Southeast Regional — Cincinnati, Ohio**

3/18	Villanova	N	L	82-74
------	-----------	---	---	-------

\*Southwest Conference games

**Lineup (most starts)**

Name	Pts.	Rebs.	Assts.
6-2 Sr. G Allie Freeman	6.2	1.9	
6-3 Sr. G Tim Scott	11.8	3.1	
6-6 So. G/F Ron Huery	13.4	4.0	2.4
6-9 So. F/C Mario Credit	9.8	4.7	
6-11 Sr. C Andrew Lang	9.3	7.3	

**1988-89**  
**25-7, 13-3 (1st)**  
**SWC champion**  
**SWC Tournament champion**  
**NCAA Second Round**  
**Final Ranking: No. 17 (AP)/No. 20 (ESPN/USA Today)**  
**Coach: Nolan Richardson**

Date	Opponent	UA/Opp Rank	Site	W/L	Score
11/27	Rider		H	W	98-69
11/30	@Virginia		A	L	75-65
12/10	Maryland		H	W	73-68
12/13	Ole Miss @ Memphis		N	W	74-68
12/21	Texas So. @ LR		N	W	97-79
12/23	Sam Houston St. @ LR		N	W	97-79
12/28	@Missouri	nr/11	A	L	83-78
1/2	South Ala. @ PB		N	W	103-71
1/4	Texas Tech*		H	W	69-62
1/7	@Texas*		A	W	99-92
1/11	@TCU*		A	L	51-45
1/14	SMU*		H	W	93-73
1/16	Texas A&M*		H	W	75-60
1/18	Florida St. @ LR	nr/14	N	L	112-105 (OT)
1/21	@Baylor*		A	W	88-58
1/24	Southern Utah @ PB		N	W	109-76
1/28	Rice*		H	W	81-77
2/1	@Houston*		A	W	88-87
2/4	@Texas Tech*		A	L	84-73
2/8	Texas*		H	W	105-82
2/11	TCU*		H	W	100-60
2/15	@SMU*		A	W	81-68
2/18	@Texas A&M*		A	L	82-71
2/22	Baylor*		H	W	89-54
2/25	Tulsa		H	W	118-69
3/1	@Rice*		A	W	83-70
3/5	Houston*		H	W	107-79

**SWC Tournament — Dallas, Texas**

3/10	Rice	N	W	108-72
3/11	Texas A&M	N	W	94-84
3/12	Texas	N	W	100-76

**NCAA Midwest Regional — Indianapolis, Ind.**

3/16	Loyola-Marymount	N	W	120-101	
3/18	Louisville	nr/12	N	L	93-84

\*Southwest Conference games

**Lineup (most starts)**

Name	Pts.	Rebs.	Assts.
6-3 Sr. G Keith Wilson	13.1	4.6	4.3
6-2 Fr. G Lee Mayberry	12.9	3.2	4.2
6-4 Jr. G/F Lenzie Howell	14.6	7.0	
6-7 So. F Larry Marks	6.2	4.8	
6-9 Jr. C Mario Credit	11.4	4.6	

**1989-90**  
**30-5, 14-2 (1st)**  
**SWC champion**  
**SWC Tournament champion**  
**NCAA Final Four**  
**Final Ranking: No. 4 (ESPN/USA Today)/No. 7 (AP)/No. 8 (UPI)**  
**Coach: Nolan Richardson**

Date	Opponent	UA/Opp Rank	Site	W/L	Score
11/24	Samford @ PB	9/nr	N	W	97-67
11/26	Oregon @ LR	9/nr	N	W	102-75
11/29	@South Alabama	11/nr	A	W	105-90
12/5	Ole Miss @ PB	10/nr	N	W	90-76
12/9	U.S. International	10/nr	H	W	166-101
12/13	Missouri	7/4	H	L	89-88
12/18	Bethune-Cookman	7/nr	H	W	91-61



Olu Famutimi was fifth among all SEC freshmen in scoring last year (7.0 ppg).





# RECORDS | SEASON-BY-SEASON RESULTS

12/23	VMI @ LR	10/nr	N	W	92-61
12/26	Delaware St. @ LR11/nr		N	W	117-75
12/30	@Nev.-Las Vegas	11/12	A	L	101-93
1/3	@Houston*	14/nr	A	W	82-78
1/6	@Texas Tech*	14/nr	A	W	92-75
1/10	Baylor*	12/nr	H	W	99-84
1/13	TCU*	12/nr	H	W	93-79
1/17	@SMU*	12/nr	A	W	80-61
1/20	@Texas A&M*	12/nr	A	W	100-84
1/22	Houston*	12/nr	H	W	100-89
1/25	Texas*	6/nr	H	W	109-100
1/27	@Ala.-Birmingham	6/nr	A	W	109-95
1/31	@Rice*	3/nr	A	W	70-66
2/4	@Texas*	3/nr	A	W	103-96 (OT)
2/7	Texas Tech*	3/nr	H	W	100-77
2/10	@Baylor*	3/nr	A	L	82-77
2/14	@TCU*	8/nr	A	L	81-79
2/17	SMU*	8/nr	H	W	77-46
2/21	Texas A&M*	13/nr	H	W	114-100
3/3	Rice*	12/nr	H	W	104-80

### SWC Tournament — Dallas, Texas

3/9	SMU	9/nr	N	W	84-51
3/10	Baylor	9/nr	N	W	115-75
3/11	Houston	9/nr	N	W	96-84

### NCAA Midwest Regional — Austin, Texas

3/15	Princeton	7/nr	N	W	68-64
3/17	Dayton	7/nr	N	W	86-84

### NCAA Midwest Regional — Dallas, Texas

3/22	North Carolina	7/nr	N	W	96-73
3/24	Texas	7/nr	N	W	88-85

### NCAA Final Four — Denver, Colo.

3/31	Duke	7/15	N	L	97-83
------	------	------	---	---	-------

### Lineup (most starts)

Name	Pts.	Rebs.	Assts.
5-10	Jr. G Arlyn Bowers	5.5	1.8
6-2	So. G Lee Mayberry	14.5	2.9
6-7	So. G/F Todd Day	19.5	5.4
6-9	Sr. C Mario Credit	9.4	3.9
6-5	Sr. F Lenzie Howell	13.9	5.4

## 1990-91

34-4, 15-1 (1st)

Preseason NIT Finalist

SWC champion

SWC Tournament champion

NCAA Regional Final (Elite Eight)

Final Ranking: No. 2 (AP & UPI)/No. 5 (ESPN/USA Today)

Coach: Nolan Richardson

### Date Opponent UA/Opp Rank Site W/L Score

Dodge Preseason NIT					
11/14	Vanderbilt	2/nr	H	W	107-70
11/16	Oklahoma	2/15	H	W	110-88

### Dodge Preseason NIT — New York, N.Y.

11/21	Duke	2/6	N	W	98-88
11/23	Arizona	2/3	N	L	89-77

11/27	Miss. College @ PB3/nr		N	W	96-57
12/1	Kansas St.	3/nr	H	W	112-88
12/5	La. Tech @ LR	3/nr	N	W	114-97
12/8	@Missouri	3/nr	A	W	95-82
12/11	South Alabama	2/nr	H	W	101-91
12/22	@Oregon	2/nr	A	W	71-68
12/29	Jackson St. @ LR	2/nr	N	W	126-88
12/31	Northeast La. @ PB2/nr		N	W	114-92

1/2	@Rice*	2/nr	A	W	86-62
1/6	Houston*	2/nr	H	W	95-79
1/10	Texas*	2/nr	H	W	101-89
1/12	@Texas Tech*	2/nr	A	W	113-86
1/15	@TCU*	2/nr	A	W	93-73
1/19	SMU*	2/nr	H	W	98-70
1/21	@Florida St.	2/nr	A	W	109-92
1/23	Texas A&M*	2/nr	H	W	113-88
1/26	@Baylor*	2/nr	A	W	73-68
1/30	Ala.-Birmingham	2/nr	H	W	104-72
2/2	Rice*	2/nr	H	W	100-87
2/7	@Houston*	2/nr	A	W	81-74
2/10	UNLV	2/1	H	L	112-105
2/13	Texas Tech*	3/nr	H	W	87-69
2/16	TCU*	3/nr	H	W	97-61
2/20	@SMU*	3/nr	A	W	79-70
2/23	@Texas A&M*	3/nr	A	W	111-72
2/26	Baylor*	3/nr	H	W	106-74
3/3	@Texas*	3/23	A	L	99-86

### SWC Tournament — Dallas, Texas

3/8	Texas A&M	5/nr	N	W	108-61
3/9	Rice	5/nr	N	W	109-80
3/10	Texas	5/23	N	W	120-89

### NCAA Southeast Regional — Atlanta, Ga.

3/15	Georgia St.	2/nr	N	W	117-76
------	-------------	------	---	---	--------

3/17	Arizona St.	2/nr	N	W	97-90
------	-------------	------	---	---	-------

### NCAA Southeast Regional — Charlotte, N.C.

3/21	Alabama	2/19	N	W	93-70
3/23	Kansas	2/12	N	L	93-81

\*Southwest Conference games

### Lineup (most starts)

Name	Pts.	Rebs.	Assts.
5-10	Sr. G Arlyn Bowers	11.1	1.9
6-2	Jr. G Lee Mayberry	13.2	3.4
6-8	Jr. G/F Todd Day	20.7	5.3
6-8	Jr. F/C Isaiah Morris	7.5	4.1
6-9	Jr. C Oliver Miller	15.5	7.7

## 1991-92

26-8, 13-3 (1st)

SEC champion

NCAA Second Round

Final Ranking: No. 8 (UPI)/No. 9 (AP)/No. 10 (ESPN/USA Today)

Coach: Nolan Richardson

### Date Opponent UA/Opp Rank Site W/L Score

Maui Classic — Maui, Hawaii					
11/25	Minnesota	2/nr	N	W	92-83
11/26	Chaminade	2/nr	N	W	99-84
11/27	Michigan St.	2/nr	N	L	86-71

12/2	Alabama St. @ PB11/nr		N	W	96-80
12/4	Bethune-Cookman11/nr		H	W	128-46
12/7	Missouri	11/nr	H	L	87-76
12/10	@Kansas St.	19/nr	A	W	70-59
12/19	Montevallo @ LR	19/nr	N	W	91-70
12/21	Arizona	19/2	H	W	65-59
12/23	@Tulsa	15/nr	A	W	74-64
12/28	Jackson St. @ LR	15/nr	N	W	89-66
12/30	@South Alabama	16/nr	A	W	101-82

1/2	Quincy Coll. @ PB16/nr		N	W	123-60
1/4	Auburn*	16/nr	H	W	110-92
1/8	@Alabama*	13/16	A	L	65-63
1/11	@LSU*	13/nr	A	W	101-90
1/15	Mississippi St.*	12/nr	H	W	99-78
1/18	@Ole Miss*	12/nr	A	W	114-93
1/22	Florida*	9/nr	H	W	75-62
1/25	@Kentucky*	9/8	A	W	105-88
2/5	@Tennessee*	5/nr	A	L	83-81
2/8	@Memphis	5/nr	A	L	92-88
2/12	Vanderbilt*	11/nr	H	W	91-71
2/15	South Carolina*	11/nr	H	W	89-73
2/18	@Georgia*	10/nr	A	L	87-78
2/22	Alabama*	10/14	H	W	90-87
2/26	@Auburn*	9/nr	A	W	82-74
2/29	@Mississippi St.*	9/nr	A	W	84-76
3/3	LSU*	7/23	H	W	106-92 (OT)
3/7	Ole Miss*	7/nr	H	W	100-83

### SEC Tournament — Birmingham, Ala.

3/13	Georgia	6/nr	N	W	73-60
3/14	Alabama	6/17	N	L	90-89

### NCAA Midwest Regional — Milwaukee, Wis.

3/19	Murray St.	9/nr	N	W	80-69
3/21	Memphis	9/nr	N	L	82-80

\*Southeastern Conference games

### Lineup (most starts)

Name	Pts.	Rebs.	Assts.
6-2	Sr. G Lee Mayberry	15.2	2.3
6-1	Jr. G Robert Shepherd	6.7	2.5
6-9	Sr. G/F Todd Day	22.7	7.0
6-9	Sr. C Oliver Miller	13.5	7.7
6-8	Sr. F Isaiah Morris	10.2	5.0

## 1992-93

22-9, 10-6 (3rd)

NCAA Regional Semifinal (Sweet 16)

Final Ranking: No. 10 (ESPN/USA Today)/No. 12 (AP & UPI)

Coach: Nolan Richardson

### Date Opponent UA/Opp Rank Site W/L Score

12/2	Memphis	nr/8	H	W	81-76
12/3	Tennessee-Martin		H	W	90-72
12/6	@Arizona	nr/9	A	W	86-80
12/17	SE Mo. St. @ PB	12/nr	N	W	96-72
12/19	@Missouri	12/nr	A	W	73-68
12/21	Jackson St. @ PB	10/nr	N	W	123-76
12/23	Tulsa	10/nr	H	W	101-87
12/28	Coastal Carolina @ LR	9/nr	N	W	93-74
12/30	Northeast La. @ LR9/nr		N	L	87-78
1/4	@SMU	13/nr	A	W	72-53
1/6	Ole Miss*	13/nr	H	W	90-78
1/9	@South Carolina*	13/nr	A	W	86-76



Matt Jones' 24 steals last year helped the Razorbacks rank second in the SEC in turnover margin (+2.75).

1/12	Alabama*	9/nr	H	W	74-66
1/20	@Vanderbilt*	8/19	A	L	102-89
1/23	Auburn*	8/nr	H	L	100-89
1/27	@Mississippi St.*	16/nr	A	L	80-76 (OT)
1/30	Georgia*	16/nr	H	W	97-79
2/2	@LSU*	17/nr	A	W	91-79
2/6	@Florida*	17/nr	A	W	74-66
2/10	Kentucky*	14/2	H	W	101-94
2/13	@Alabama*	14/nr	A	L	93-82
2/16	Tennessee*	13/nr	H	L	101-91
2/20	Mississippi St.*	13/nr	H	W	115-58
2/27	@Ole Miss*	15/nr	A	W	85-63
3/3	LSU*	13/nr	H	W	88-75
3/6	@Auburn*	13/nr	A	L	81-80

### SEC Tournament — Lexington, Ky.

3/12	Georgia	14/nr	N	W	65-60
3/13	Kentucky	14/4	A	L	92-81

### NCAA East Regional — Winston-Salem, N.C.

3/18	Holy Cross	14/nr	N	W	94-64
3/20	St. John's	14/nr	N	W	80-74

### NCAA East Regional — East Rutherford, N.J.

3/26	North Carolina	14/4	N	L	80-74
------	----------------	------	---	---	-------

\*Southeastern Conference games

### Lineup (most starts)

Name	Pts.	Rebs.	Assts.
6-2	So. G Corey Beck	7.0	3.8
6-1	Sr. G Robert Shepherd	11.3	3.5
6-9	So. C Dwight Stewart	6.9	3.6
6-5	Sr. F Darrell Hawkins	13.3	4.5
6-5	Fr. F Scotty Thurman	17.4	4.4

## 1993-94

31-3, 14-2 (1st)

SEC champion

NCAA Final Four


NCAA National Champion

Final Ranking: No. 1 (ESPN/USA Today & UPI)/No. 2 (AP)

Coach: Nolan Richardson

### Date Opponent UA/Opp Rank Site W/L Score

11/29	Murray St.	2/nr	H	W	93-67
12/2	Missouri	2/nr	H	W	120-68
12/4	Northwestern (La.) St2/nr		H	W	111-76
12/8	@Memphis	1/nr	A	W	96-78
12/11	Delaware St.	1/nr	H	W	123-66
12/18	Jackson St.	1/nr	H	W	96-80
12/23	@Tulsa	1/nr	A	W	93-91 (OT)
12/28	Texas Southern	1/nr	H	W	129-63
1/3	SMU	1/nr	H	W	96-70
1/5	Ole Miss*	1/nr	H	W	87-61
1/8	@Alabama*	1/nr	A	L	66-64
1/11	LSU*	4/nr	H	W	84-83
1/15	@Auburn*	4/nr	A	W	117-105
1/19	@Mississippi St.*	3/nr	A	L	72-71
1/22	South Carolina*	3/nr	H	W	79-53
1/29	@Tennessee*	5/nr	A	W	65-64
2/1	Vanderbilt*	6/nr	H	W	89-76
2/5	Montevallo	6/nr	H	W	131-63
2/9	@Kentucky*	3/4	A	W	90-82



3/2	@LSU*	1/nr	A	W	108-105 (OT)
3/5	Mississippi St.*	1/nr	H	W	80-62

**SEC Tournament — Memphis, Tenn.**

3/11	Georgia	1/nr	N	W	95-83
3/12	Kentucky	1/10	N	L	90-78

**NCAA Midwest Regional — Oklahoma City, Okla.**

3/18	No. Carolina A&T	2/nr	N	W	94-79
3/20	Georgetown	2/nr	N	W	85-73

**NCAA Midwest Regional — Dallas, Texas**

3/25	Tulsa	2/nr	N	W	103-84
3/27	Michigan	2/11	N	W	76-68

**NCAA Final Four — Charlotte, N.C.**

4/2	Arizona	2/9	N	W	91-82
4/4	Duke	2/6	N	W	76-72

*\*Southeastern Conference games*

**Lineup (most starts)**

Name	Pts.	Rebs.	Assts.	
6-2	Jr. G Corey Beck	8.8	3.9	5.0
6-4	Jr. G Clint McDaniel	8.1	2.8	
6-9	Jr. C Dwight Stewart	8.0	5.0	
6-6	So. F Scotty Thurman	15.9	4.5	
6-7	So. F Corliss Williamson	20.4	7.7	

**1994-95**  
**32-7, 12-4 (T-1st West)**  
**SEC Western Division champion**  
**NCAA Final Four**  
**NCAA National Runner-up**  
**Final Ranking: No. 2 (ESPNU/USA Today)/No. 6 (AP & UPI)**  
**Coach: Nolan Richardson**

Date	Opponent	UA/Opp Rank	Site	W/L	Score
11/25	Massachusetts	1/3	N	L	104-80

**BCA Classic — Memphis, Tenn.**

11/27	Georgetown	1/14	N	W	97-79
-------	------------	------	---	---	-------

11/30	Jackson St.	4/nr	H	W	103-87
12/3	@Missouri	4/nr	A	W	94-71
12/6	Centenary	3/nr	H	W	121-94
12/8	@SMU	3/nr	A	W	78-66
12/10	Murray St.	3/nr	H	W	94-69
12/21	Florida A&M	3/nr	H	W	97-57
12/23	Tulsa	3/nr	H	W	82-63

**Rainbow Classic — Honolulu, Hawaii**

12/28	Oklahoma	3/nr	N	W	86-84
12/29	Cincinnati	3/20	N	W	84-75
12/30	Iowa	3/nr	N	W	101-92

Name	Pts.	Rebs.	Assts.		
1/4	@Ole Miss*	3/nr	A	L	76-71
1/7	Tennessee*	3/nr	H	W	97-79
1/11	Mississippi St.*	5/nr	H	W	79-74
1/14	@Auburn*	5/nr	A	L	104-90
1/18	Georgia*	9/nr	H	W	84-82
1/21	@South Carolina*	9/nr	A	W	88-73
1/24	Alabama*	9/nr	H	L	88-70
1/29	Kentucky*	9/5	H	W	94-92
1/31	LSU*	8/nr	H	W	105-81
2/4	@Mississippi St.*	8/nr	A	L	83-62
2/9	Memphis	12/nr	H	W	88-87
2/11	@Vanderbilt*	12/nr	A	W	97-94 (OT)
2/15	@Alabama*	10/18	A	W	86-80
2/18	Ole Miss*	10/nr	H	W	85-70
2/22	@LSU*	8/nr	A	W	92-90
2/25	Montevallo	8/nr	H	W	122-64
2/28	@Florida*	7/nr	A	W	94-85
3/4	Auburn*	7/nr	H	W	68-66

**SEC Tournament — Atlanta, Ga.**

3/10	Vanderbilt	5/nr	N	W	73-72
3/11	Alabama	5/20	N	W	69-58
3/12	Kentucky	5/3	N	L	95-93 (OT)

**NCAA Midwest Regional — Austin, Texas**

3/17	Texas Southern	6/nr	N	W	79-78
3/19	Syracuse	6/25	N	W	96-94 (OT)

**NCAA Midwest Regional — Kansas City, Mo.**

3/24	Memphis	6/nr	N	W	96-91 (OT)
3/26	Virginia	6/13	N	W	68-61

**NCAA Final Four — Seattle, Wash.**

4/1	North Carolina	6/4	N	W	75-68
4/3	UCLA	6/1	N	L	89-78

*\*Southeastern Conference games*

**Lineup (most starts)**

Name	Pts.	Rebs.	Assts.	
6-2	Sr. G Corey Beck	7.9	4.8	5.3
6-4	Sr. G Clint McDaniel	11.5	3.1	
6-9	Sr. C Dwight Stewart	7.3	4.7	
6-6	Jr. F Scotty Thurman	15.4	3.9	
6-7	Jr. F Corliss Williamson	19.7	7.5	

(6-8 Sr. F Elmer Martin, 1.8 ppg, 1.9 rpg, tied for fifth with 15 starts)

**1995-96**  
**20-13, 9-7 (T-2nd West)**  
**NCAA Regional Semifinal (Sweet 16)**  
**Final Ranking: No. 18 (ESPNU/USA Today)**  
**Coach: Nolan Richardson**

Date	Opponent	UA/Opp Rank	Site	W/L	Score
11/15	Northeast Louisiana	16/nr	H	W	75-67
11/17	Arizona	16/19	H	L	83-73

**Preseason NIT**

11/28	Michigan St.	25/nr	N	L	75-72
11/30	No. Carolina A&T		H	W	103-49
12/2	Alcorn St.		H	W	116-75
12/5	Missouri	nr/11	H	W	104-93
12/9	Cincinnati	nr/17	H	L	82-67
12/21	SMU		H	W	73-46
12/23	Tennessee St.		H	W	86-67
12/30	Jackson St.		H	W	86-77
1/3	Florida*		H	W	75-60
1/6	@Auburn*		A	L	101-76
1/10	@Ole Miss*		A	W	63-62
1/13	Vanderbilt*		H	L	80-73
1/18	@Memphis	nr/9	A	L	94-72
1/20	Mississippi St.*	nr/21	H	W	80-68
1/23	@Alabama*		A	W	71-63
1/27	Oral Roberts		H	W	66-65
1/30	LSU*		H	W	76-68
2/3	South Carolina*		H	W	81-69
2/6	@Mississippi St.*		A	L	78-63
2/11	@Kentucky*	nr/2	A	L	88-73
2/14	Ole Miss*		H	W	79-73
2/17	Auburn*		H	W	87-77
2/21	@Tennessee*		A	L	66-59
2/25	@Georgia*		A	L	71-59
2/28	Alabama*		H	L	98-89
3/2	@LSU*		A	W	94-79

**Great Eight Tournament — Auburn Hills, Mich.**

11/28	Michigan St.	25/nr	N	L	75-72
11/30	No. Carolina A&T		H	W	103-49
12/2	Alcorn St.		H	W	116-75
12/5	Missouri	nr/11	H	W	104-93
12/9	Cincinnati	nr/17	H	L	82-67
12/21	SMU		H	W	73-46
12/23	Tennessee St.		H	W	86-67
12/30	Jackson St.		H	W	86-77
1/3	Florida*		H	W	75-60
1/6	@Auburn*		A	L	101-76
1/10	@Ole Miss*		A	W	63-62
1/13	Vanderbilt*		H	L	80-73
1/18	@Memphis	nr/9	A	L	94-72
1/20	Mississippi St.*	nr/21	H	W	80-68
1/23	@Alabama*		A	W	71-63
1/27	Oral Roberts		H	W	66-65
1/30	LSU*		H	W	76-68
2/3	South Carolina*		H	W	81-69
2/6	@Mississippi St.*		A	L	78-63
2/11	@Kentucky*	nr/2	A	L	88-73
2/14	Ole Miss*		H	W	79-73
2/17	Auburn*		H	W	87-77
2/21	@Tennessee*		A	L	66-59
2/25	@Georgia*		A	L	71-59
2/28	Alabama*		H	L	98-89
3/2	@LSU*		A	W	94-79

**SEC Tournament — New Orleans, La.**

3/8	South Carolina	N	W	80-58	
3/9	Kentucky	nr/1	N	L	95-75

**NCAA East Regional — Providence, R.I.**

3/14	Penn St.	nr/18	N	W	86-80
3/16	Marquette	nr/20	N	W	65-56

**NCAA East Regional — Atlanta, Ga.**

3/21	Massachusetts	nr/1	N	L	79-63
------	---------------	------	---	---	-------

*\*Southeastern Conference games*

**Lineup (most starts)**

Name	Pts.	Rebs.	Assts.	
6-2	Fr. G Pat Bradley	10.2	2.0	
5-11	Fr. G Kareem Reid	12.9	3.1	6.6
6-11	Jr. C Darnell Robinson	12.7	7.0	
6-11	Jr. C Lee Wilson	6.3	4.4	
6-8	Fr. F Derek Hood	7.5	6.1	

**1996-97**  
**18-14, 8-8 (2nd West)**  
**NIT Final Four**  
**Coach: Nolan Richardson**

Date	Opponent	UA/Opp Rank	Site	W/L	Score
11/22	Jackson St.	16/nr	H	W	124-74
11/27	@Oral Roberts	16/nr	A	L	86-81
11/30	San Francisco	16/nr	H	W	77-63
12/7	@Missouri	22/nr	A	W	80-76
12/10	Troy St.	20/nr	H	W	137-70
12/19	McNeese St.	19/nr	H	W	95-68
12/21	Louisville	19/18	H	L	91-88 (OT)
12/28	Southern Utah	22/nr	H	W	92-52
1/2	Ole Miss*		H	L	91-74
1/5	@Florida*		A	L	75-62
1/8	@Auburn*		A	W	56-55
1/11	LSU*		H	W	82-57
1/15	@Alabama*		A	W	72-68
1/18	@Cincinnati	nr/4	A	L	92-57
1/21	Mississippi St.*		H	W	98-64
1/26	Kentucky*	nr/3	H	L	83-73
1/29	@Ole Miss*		A	L	71-52
2/1	Memphis		H	W	79-63
2/5	Tennessee*		H	W	77-54
2/8	@Vanderbilt*		A	L	87-83 (OT)
2/11	Auburn*		H	W	75-42
2/15	Georgia*		H	W	79-74
2/18	@South Carolina*	nr/9	A	L	78-65
2/23	@Mississippi St.*		A	L	93-77
2/26	Alabama*		H	W	73-53
3/1	@LSU*		A	L	66-64

**SEC Tournament — Memphis, Tenn.**

3/7	Georgia	nr/24	N	L	65-63
-----	---------	-------	---	---	-------

**Chase NIT — Fayetteville, Ark.**

3/12	Northern Arizona		H	W	101-75
------	------------------	--	---	---	--------

**Chase NIT — Fayetteville, Ark.**

3/17	Pittsburgh		H	W	76-71
------	------------	--	---	---	-------

**Chase NIT — Fayetteville, Ark.**

3/19	UNLV		H	W	86-73
------	------	--	---	---	-------

**Chase NIT Final Four — New York, N.Y.**

3/25	Michigan		N	L	77-62
3/27	Connecticut		N	L	74-64

*\*Southeastern Conference games*

**Lineup (most starts)**

Name	Pts.	Rebs.	Assts.	
6-5	Fr. G Glendon Alexander	9.6	2.6	
6-2	So. G Pat Bradley	14.4	2.3	
5-10	So. G Kareem Reid	9.8	2.7	5.7
6-11	Sr. C Lee Wilson	7.2	4.2	
6-8	So. F Derek Hood	9.7	8.0	

**1997-98**  
**24-9, 11-5 (2nd West)**  
**NCAA Tournament Second Round**  
**Final Ranking: No. 17 (AP)/No. 22 (ESPNU/USA Today)**  
**Coach: Nolan Richardson**

Date	Opponent	UA/Opp Rank	Site	W/L	Score
11/16	Northeastern Illinois		H	W	114-56
11/21	Jackson St.		H	W	97-71
11/25	Oral Roberts		H	W	81-75

**Premier Classic — Phoenix, Ariz.**

11/29	Fresno St.	nr/12	N	W	70-69
12/2	Bethune-Cookman	18/nr	H	W	108-42
12/6	Missouri	18/nr	H	W	75-46
12/9	@Louisville	15/nr	A	W	100-83
12/18	Centenary	13/nr	H	W	61-48

**Puerto Rico Classic — San Juan, P.R.**

12/24	American Univ.-PR	12/nr	A	L	64-59
12/25	Murray St.	12/nr	N	L	94-83
12/26	Saint Louis	12/nr	N	W	78-70

12/31	Alabama St.	23/nr	H	W	103-48
1/4	LSU*	23/nr	H	W	62-59
1/7	Mississippi St.*	22/nr	H	W	83-70
1/10	@Memphis	22/nr	A	W	75-72
1/14	Florida*	22/nr	H	W	89-84
1/17	@Kentucky*	22/6	A	L	80-77 (OT)
1/21	@Auburn*	18/nr	A	W	79-65
1/24	Alabama*	18/nr	H	W	77-70
1/28	@LSU*	15/nr	A	W	85-68
1/31	@Mississippi St.*	15/nr	A	W	76-73
2/5	Ole Miss*	14			



# RECORDS | SEASON-BY-SEASON RESULTS

## 2000-01

20-11, 10-6 (2nd West)  
NCAA Tournament First Round  
Coach: Nolan Richardson

Date	Opponent	UA/Opp Rank	Site	W/L	Score
<b>John Thompson Foundation Challenge Classic</b>					
<b>Fayetteville, Ark.</b>					
11/17	Tennessee St.	15/nr	H	W	90-68
11/18	Southern Miss.	15/nr	H	L	63-54
11/22	Jackson St.	24/nr	H	W	107-78
11/25	Louisiana-Monroe	24/nr	H	W	99-59
11/28	Centenary	25/nr	H	W	88-57
12/2	Memphis	25/nr	H	W	74-68
12/5	North Texas	21/nr	H	W	97-77
12/9	Oklahoma St. +	21/nr	N	L	74-73
12/20	Northwestern (La.) St.	25/nr	H	W	115-47
12/23	@Oklahoma	25/18	A	L	88-79 (OT)
12/30	Grambling St.		H	W	121-66
1/2	Md.-Eastern Shore		H	W	100-40
1/6	@Mississippi St.*		A	L	87-73
1/10	Ole Miss*	nr/20	H	L	53-48
1/13	@Vanderbilt*		A	L	81-64
1/17	Auburn*		H	W	82-72
1/20	Alabama*	nr/15	H	W	87-58
1/27	@LSU*		A	W	59-52
1/31	@Ole Miss*		A	L	84-73
2/3	Mississippi St.*		H	W	83-72
2/7	Tennessee*	nr/10	H	W	82-77 (OT)
2/10	@Florida*	nr/8	A	L	73-63
2/14	@Auburn*		A	L	71-63
2/17	LSU*		H	W	87-70
2/20	@South Carolina*		A	W	69-67
2/25	Kentucky*	nr/13	H	W	82-78
2/28	@Alabama*	nr/20	A	W	66-63
3/3	Georgia*		H	W	82-67
<b>SEC Tournament — Nashville, Tenn.</b>					
3/9	LSU		N	W	77-72

3/10	Kentucky	nr/15	N	L	87-78
<b>NCAA West Regional — Boise, Idaho</b>					
3/15	Georgetown	nr/21	N	L	63-61
*at Tulsa, Okla.					
*Southeastern Conference games					

### Lineup (most starts)

Name	Pts.	Rebs.	Assts.
6-4 Jr. G Teddy Gipson	8.1	2.1	
6-2 Jr. G Jannero Pargo	12.3	2.1	
6-8 So. G/F Joe Johnson	14.2	6.4	2.6
6-8 So. F Carl Baker	5.2	4.0	
6-9 So. F Larry Satchell	3.7	3.5	

## 2001-02

14-15, 6-10 (4th West)  
Coach: Nolan Richardson

Date	Opponent	UA/Opp Rank	Site	W/L	Score
<b>Preseason NIT</b>					
11/12	Maine		H	W	64-47
11/16	Wake Forest		H	L	76-71
11/18	Oral Roberts		H	W	71-57
11/28	@Tulsa		A	W	79-75
11/30	Oklahoma		H	L	69-54
12/4	Southwest Texas St.		H	W	90-68
12/8	Illinois @ Chicago	nr/5	N	L	94-91
12/10	UNC-Greensboro		H	W	89-74
12/20	Tenn.-Chattanooga		H	W	98-84
12/22	Oklahoma St. @ NLR	nr/6	N	L	85-76
12/29	Elon		H	W	96-52
1/2	@Memphis		A	W	90-73
1/5	@Auburn*		A	W	83-77
1/8	Mississippi St.*	nr/22	H	W	75-64
1/13	@LSU*		A	L	75-69
1/16	South Carolina*		H	L	62-60
1/19	Ole Miss*		H	L	70-64

1/23	@Georgia*	nr/15	A	L	81-67
1/26	Florida*	nr/5	H	W	94-92 (OT)
1/30	@Alabama*	nr/7	A	L	109-94
2/2	Auburn*		H	W	62-60
2/9	@Ole Miss*		A	L	79-67
2/13	@Tennessee*		A	L	64-53
2/16	LSU*		H	L	67-63
2/20	Alabama*	nr/5	H	W	67-59
2/23	@Kentucky*	nr/12	A	L	71-58
2/27	@Mississippi St.*		A	L	89-83
3/2	Vanderbilt*#		H	W	81-67

### SEC Tournament — Atlanta, Ga.

3/7	Tennessee#		N	L	68-61
*Southeastern Conference games					
#Mike Anderson went 1-1 as interim head coach					

### Lineup (most starts)

Name	Pts.	Rebs.	Assts.
6-1 Sr. G Brandon Dean	12.2	2.9	
6-2 Sr. G Jannero Pargo	16.6	2.4	3.3
6-4 Sr. G Teddy Gipson	7.6	1.8	
6-5 Fr. G J.J. Sullinger	9.4	3.0	
6-8 Jr. F Dionisio Gomez	5.1	5.0	
(6-9 Jr. F Larry Satchell, 2.8 ppg, 2.8 rpg, tied for fifth with 12 starts)			

## 2002-03

9-19, 4-12 (15th West)  
Coach: Stan Heath

Date	Opponent	UA/Opp Rank	Site	W/L	Score
11/22	Jackson St.		H	W	81-44
11/26	@Oral Roberts		A	L	76-64
11/30	Tulsa	nr/22	H	L	61-60
12/3	Troy St.		H	L	74-66
12/7	Illinois @ NLR	nr/25	N	L	62-58
12/10	Louisiana Tech		H	W	72-60

12/18	Sam Houston St.		H	W	78-67
12/21	Southwest Texas St.		H	W	70-60
12/28	Centenary		H	W	75-51
12/30	@Oklahoma St.		A	L	71-45
1/2	Memphis		H	L	72-67
1/8	@Alabama*	nr/4	A	L	61-51
1/11	Auburn*		H	L	52-37
1/18	Georgia*	nr/20	H	L	81-64
1/22	LSU*		H	W	73-65
1/25	@Ole Miss		A	L	73-54
2/1	@Florida*	nr/4	A	L	77-66
2/5	Alabama*	nr/22	H	W	81-70
2/8	@Mississippi St.	nr/23	A	L	84-54
2/12	Tennessee*		H	L	70-62
2/15	@South Carolina*		A	L	72-65
2/19	Kentucky*	nr/2	H	L	66-50
2/22	@LSU*		A	L	75-56
2/26	@Vanderbilt*		A	W	60-50
3/1	Mississippi St.*	nr/20	H	W	53-51
3/5	@Auburn*		A	L	69-54
3/8	Ole Miss*		H	L	64-54

### SEC Tournament — New Orleans, La.

3/13	LSU		N	L	85-56
*Southeastern Conference games					

### Lineup (most starts)

Name	Pts.	Rebs.	Assts.
6-1 Fr. G Eric Ferguson	10.9	3.1	3.3
6-4 Fr. G/F Jonathon Modica	11.5	4.5	
6-8 Sr. F Carl Baker	3.3	4.1	
6-7 Sr. F Alonzo Lane	4.0	2.9	
6-8 Sr. F Dionisio Gomez	8.3	6.6	

## 2003-04

12-16, 4-12 (6th West)  
Coach: Stan Heath

Date	Opponent	UA/Opp Rank	Site	W/L	Score
11/21	Nicholls St.		H	W	89-60
11/25	Grambling St.		H	W	64-46
11/29	Jacksonville @ NLR		N	W	85-65
12/3	Oral Roberts		H	W	77-71
12/6	Illinois @ Chicago		N	L	84-61
12/9	Southeast Missouri St.		H	W	78-68
12/17	Louisiana Tech		H	W	68-56
12/20	Oklahoma St.		H	L	73-58
12/22	Western Carolina		H	L	62-59 (OT)
12/30	@Tulsa		A	W	81-74
1/3	North Texas		H	W	96-61
1/6	LSU*		H	L	66-55
1/10	@Mississippi St.*	nr/22	A	L	80-62
1/14	@Alabama*		A	L	81-65
1/17	Ole Miss*		H	W	86-78
1/21	@Auburn*		A	L	70-63
1/24	Vanderbilt*	nr/22	H	W	70-62
1/31	@Georgia*		A	L	71-50
2/4	Auburn*		H	W	74-52
2/7	@LSU*		A	L	65-52
2/11	@Tennessee*		A	L	69-65
2/14	Mississippi St.*	nr/6	H	L	77-70
2/18	@Kentucky*	nr/9	A	L	73-56
2/21	South Carolina*	nr/25	H	W	82-66
2/28	Florida*		H	L	73-68
3/3	Alabama*		H	L	72-68 (OT)
3/6	@Ole Miss*		A	L	55-45

### SEC Tournament — Atlanta, Ga.

3/11	South Carolina		N	L	91-81
*Southeastern Conference games					

### Lineup (most starts)

Name	Pts.	Rebs.	Assts.
6-1 So. G Eric Ferguson	8.1	2.6	2.8
6-7 Fr. G/F Ronnie Brewer	12.2	5.5	3.4
6-4 So. F Jonathon Modica	16.5	4.5	
6-8 Sr. F Billy Pharis	5.5	2.9	
6-5 Fr. F Olafu Mutimi	7.0	3.5	

### Legend

AP - Associated Press  
 KC - Kansas City, Mo.  
 LR - Little Rock, Ark.  
 M - Memphis, Tenn.  
 NLR - North Little Rock, Ark.  
 NR - not ranked  
 PB - Pine Bluff, Ark.  
 UPI - United Press International (poll discontinued following the 1996 season)


Note: Rankings reflected are from the Associated Press.



Jonathon Modica led the team in scoring 16 times in 2004.



Head coach Stan Heath recaps his team's effort after a home victory last year.



Television crews are regulars at Arkansas games. The Razorbacks have had 85 games televised over the last four years.

**MEDIA INFORMATION . . . . .186**

**ARKANSAS RAZORBACKS  
SPORTS NETWORK (ARSN) . . . .188**

**MEDIA OUTLETS . . . . .189**

**NORTHWEST ARKANSAS  
DIRECTORY . . . . .190**

**FAYETTEVILLE INFORMATION . .191**

**UA HOOPS,  
INSIDE THE NUMBERS . . . . .192**



Ronnie Brewer attracted attention from the media as well as opposing defenses as a true freshman last year.



# Media Information

The University of Arkansas Men's Sports Information Office appreciates your interest in UA basketball and strives to assist you in your coverage. Our offices are located on the top floor of the Broyles Athletic Center located north of Donald W. Reynolds Razorback Stadium. A list of our staff members, our address, and our telephone and fax numbers follows:

**Mailing address:**  
 UA Men's Sports Information  
 P.O. Box 7777  
 Fayetteville, AR 72702-7777

**Office:** 479-575-2751  
**Fax:** 479-575-7481  
**Press Row:** 479-575-6622  
**Ticket Office:** 479-575-5151 or  
 800-982-4647

**Overnight Address:**  
 UA Men's Sports Information  
 Broyles Athletic Center  
 Maple and Razorback Roads  
 Fayetteville, AR 72701

**Website:**  
[www.hogwired.com](http://www.hogwired.com)



**Kevin Trainor**  
 Assistant Athletic  
 Director/Sports  
 Information



**Robby Edwards**  
 Associate SID  
 (basketball contact)



**Bob Grant**  
 Assistant SID/Printing  
 Coordinator



**Stephanie Wetzel**  
 Assistant SID



**Mary Lynn Gibson**  
 Secretary



**Meredith Adams**  
 Student Assistant



**Erik Blumenfeld**  
 Student Assistant



**Matt Dozier**  
 Student Assistant



**Jill Tompkins**  
 Student Assistant



**Whitney White**  
 Student Assistant



**David Wright**  
 Student Assistant

**Not Pictured:**  
 Dustin Butler

The following policies have been prepared in consideration of your needs, as well as the needs of our student-athletes, coaches and staff, in hopes of creating a positive working environment for us all. As always, we welcome your suggestions and will try to accommodate special needs.

## Game Credentials

All requests for media and/or photo credentials must be made on letterhead by sports editors or sports directors of accredited media outlets only. Requests should be made as early as possible and no later than two days prior to the game. Requests should be mailed or faxed (479-575-7481) to Robby Edwards at the address listed at the beginning of this section.

Credentials will be granted to working media only and granted on a game-by-game basis. No multi-game or full season credentials will be issued.

Media and photo credentials will be issued according to the following priority:

1. Daily newspapers for production the following day
2. Sports editors only of other Arkansas daily newspapers
3. Originating broadcast of the visiting team
4. Accredited photographers (same priority as writers)
5. School publications (home and visiting campus publications are limited to a total of two media and two photo passes)
6. Accredited television sports directors and photographers
7. Approved special coverage
8. Professional scouts (one per team and limited to the first six requests)

Space limitations prevent accommodation of weekly media representatives and non-broadcasting radio personnel.

Also due to a lack of space, credentials will not be issued to web sites. The only possible exception is one credential may be issued to the official web site of the opposing team and/or the web site directly affiliated with the television network granted live broadcast rights for the game, space permitting.

Only fully accredited personnel directly involved in the coverage of the game will be admitted. Credentials are non-transferable. The Sports Information Office reserves the right to revoke any credential: (1) used by an individual other than the one to whom it was granted; (2) any individual who refused to comply with press row and/or photographic guidelines; (3) any individual who is not an accredited member of the media; and (4) any individual under the age of 16.

The Sports Information Office reserves the right to issue or deny any credential request.


No credentials will be mailed. All credentials are left at media will call.

## Southeastern Conference Internet Policy and Guidelines

By acceptance of a credential, the holder agrees to the following conditions for any and all basketball games hosted by the SEC and its member institutions:

1. The SEC and its member institutions grant a media organization a limited license to use certain gathered information on the media organization's own Internet or on-line site beginning at the start of an athletic event and up to the conclusion of such event, all subject to the following limitations and conditions:

**A.** No more than 10 still photographs may be used for news coverage of the game and other editorial purposes. Such still photographs must be used on a time-delayed basis, that is at least five minutes after the photographed happening of the event depicted by the still photo.



**B.** It is agreed that video tape is NOT to be used on an Internet or on-line site (except that video tape may be shown as part of a single, non-archived, on-line "simulcast" of a television station's regularly-scheduled news program.

**C.** While a game is in progress, the use of textual statistical information is time-delayed and limited in amount (e.g., updates pertaining to score (detail only given in halftime updates), injuries and national, conference or institutional record-breaking performances, a condensed halftime story) so that an organization's Internet or on-line game coverage does not undercut the authorized and rights-paying fee organization's right to play-by-play accounts of the game and/or exclusivity as to such rights.

**2.** Any proposed media use on an Internet or on-line site of the game information that is more detailed and/or more than described above will require separate written authorization by the SEC and/or its member institutions. However, such written authorization will not permit the use of game information in entertainment contexts and will not authorize game coverage that, due to immediacy or detail, constitutes a play-by-play account of the game.

**3.** Should any of these conditions be breached, the SEC and/or its member institutions will issue a written warning for the first violation. If this violation occurs during the last game of the institutions' regularly-scheduled season, the media organization may not be credentialed for the SEC Tournament. A second violation of this policy will result in the revocation of credentials to cover future basketball games hosted by the SEC and/or its member institutions.

**Media Will Call**

Located on the south side of Bud Walton Arena, just right of the main ticket window. All passes are left at media will call - no credentials are mailed.

**Gameday Parking**

A limited number of spaces are available in the lots south of Bud Walton Arena, located at the corner of Sixth Street and Razorback Road. All requests should be made to Associate SID Robby Edwards.

**Media Work Room**

BWA's work room is one of the most spacious and in the nation. It is located on the arena floor level, next to and adjoining the interview room. Weekly press briefings and Stan Heath's post-game press conferences are held in the interview room. Media members are encouraged to work from and file from the work room rather than press row. A minimum of 10 telephones are available in the work room.

**Photographers**

BWA features two photo "wells," which are located to the right of each goal as you are facing the court. Tripods are not allowed on the floor at any time during play. Photographers are not allowed to shoot from either sideline due to space limitations. Anyone wishing to hang strobe lights must first receive permission from the UA Sports Information Office. Sports information reserves the right to limit the number of strobe units used.

**Radio Broadcasts**

Visiting teams may utilize the four courtesy phone lines available in BWA. ISDN is available. Broadcasters needing more than four lines should contact the UA Sports Information Office. No banners are allowed to hang in front of any broadcast position.

**Media Services**

The University of Arkansas has one of the top statistical crews in college basketball. Our crew has worked NCAA Tournament regional championships and conference tournaments. Media will be provided play-by-play, halftime and final box scores, and shot charts for each half, in addition to coach and player quotes following the game.

**Interview Policy**

Arkansas players are available for interviews only on days of Stan Heath's press briefings, which are generally two days prior to each game, and following each game in Arkansas' locker room. Following all home games, after the 10-minute cooling-off period, Heath sits in on Arkansas' postgame radio show and then proceeds to the media room.

**Stan Heath's Weekly Teleconferences**

Each Monday and Thursday from Dec. 7 through March 7. The SEC teleconference features each league head coach for seven minutes on a broadcast quality hookup. The teleconference runs from 10 a.m. to 11:38 a.m. (central). Stan Heath's time slot is from 10:49 to 10:56. Media members can get the teleconference access numbers from either the SEC Media Relations Office (205-458-3010) or the UA Sports Information Office.

**Razorback Satellite Services**

At press time, no details were available on the uplink of highlights and interviews. The UA Sports Information Office will attempt to schedule highlight feeds following all non-televised games and possibly interviews once a week during the conference portion of the schedule. For details, contact the Sports Information Office.

**Hogwired.com**

The latest information on all Razorback men's athletics is just a click away on the web at Hogwired.com - the official web site of UA men's athletics. Game notes, quotes from Stan Heath's press conferences and game stories are a few of the items included. The site also offers biographical information on UA coaches and student-athletes, statistics and schedules. Fans can also access radio broadcasts of UA football, basketball and baseball games via links provided on Hogwired.com.





**ARKANSAS RAZORBACK SPORTS NETWORK**

The Arkansas Razorback Sports Network, a division of Little Rock-based KATV Channel 7, is in its 11th year of producing and delivering every moment of Razorback basketball to thousands of Hog fans worldwide.



ARSN, as the exclusive provider of all Razorback sports programming, produces and distributes all football, baseball and men's basketball radio broadcasts, and televises at least six live basketball games each season. Each weekday during the football and basketball seasons, Hog fans can get all the latest news on the Razorbacks by listening to the daily "Razorback Report" on any of the ARSN affiliate stations.

In addition to radio, ARSN produces all pay-per-view events of the university and coordinates special projects, such as home video production and marketing.

**GETTING THE HOGS ON THE AIR**



**Mike Nail  
Play-by-Play Announcer**

Mike Nail (right), who is in his 24th year as the radio "Voice of the Razorbacks" broadcast his 700th Arkansas game in 2003. Nail's postseason experience includes one national championship, three trips to the Final Four, 15 NCAA tournaments, two NIT appearances and eight conference championships. He is the former sports director at KPOM/KFAA in Fayetteville. **Joe Kleine** (left) is in his fifth year as the analyst following a 15-year NBA career. Kleine, a 1985 UA graduate, was the sixth overall draft pick by the Sacramento Kings in 1985 and won an NBA championship with the Chicago Bulls in 1998.



**Paul Eells and  
Jimmy Dykes**

Paul Eells (left) serves as the "Voice of the Razorbacks" for football radio and basketball television. He is also the sports director for KATV-TV in Little Rock. This year marks his 27th season calling the Hogs' action. He has been named Arkansas Sportscaster of the Year nine

times. **Jimmy Dykes** (right) is in his 11th year on the ARSN television broadcast team. He serves as a college basketball analyst for ESPN, ABC and Raycom Sports. A 1985 graduate of Arkansas, he was a three-year letterman at UA and a member of two Southwest Conference championship teams.

**Contacting ARSN**

Arkansas Razorback Sports Network  
P.O. Box 77  
Little Rock, AR 72203  
**Phone:** 501-324-7562 or  
800-324-7479  
**Fax:** 501-324-7509

**Director of Sales & Marketing:**  
Mark Rose  
**Sales Manager:**  
Todd Curtis  
**Director of Affiliate Relations:**  
Tiffany Yarbrough  
**Director of Field Operations:**  
James Dokes  
**Director of Studio Operations:**  
Neal Tate

**2004-05 ARSN BASKETBALL NETWORK**


Barling	KOLX-FM	94.5
Batesville/Mt. View	KWOZ-FM	103.3
Bentonville	KQSM-FM	98.3
Blytheville	KHLS-FM	96.3
Cabot	KARN-FM	102.5
Camden	KAMD-FM	97.1
Clarksville	KXIO-FM	106.9
Colt	KTRQ-FM	102.3
Crossett	KAGH-AM/FM	800/104.9
Dardanelle	KCAB-AM	980
DeQueen	KDQN-AM/FM	1390/92.1
El Dorado	KAGL-FM	93.3
Fayetteville	KEZA-FM	107.9
Forrest City/Marianna	KBFC-FM	93.5
Fort Smith	KFPW-AM	1230
Fort Smith/Van Buren	KHGG AM/KRKB-FM	1580/104.7
Harrison	KHOZ-AM/FM	900/102.9
Helena	KFFA-AM/FM	1360/103.1
Hope	KHPA-FM	104.9
Hot Springs	KXOW-AM/KLAZ-FM	1420/105.9
Humnoke	KKRN-FM	101.7
Jonesboro	KNEA-AM	970
Little Rock	KABZ-FM	103.7
Little Rock	KARN-AM/KVLO FM	920/102.9
Magnolia	KVMA-AM/KWDO FM	630/99.1
Magnolia	KZHE-FM	100.5
Mena	KENA-FM	102.1
Mena	KTTG-FM	96.3
Monticello/Dermott/Lake Village	KHBM-FM	93.7
Morrilton	KVOM-FM	101.7
Mountain Home	KOMT-FM	107.5
Murfreesboro/Nashville, Tenn.	KBHC-AM/KMTB-FM	1260/99.5
Newport	KOKR-FM	96.7
Ozark	KDYN-AM/FM	1540/96.7
Paragould	KDRS-AM/FM	1490/107.1
Pine Bluff/White Hall	KTRN-FM	104.5
Pocahontas	KPOC-FM	104.1
Russellville	KARV-AM/FM	610/101.3
Russellville	KCJC-FM	102.3
Salem	KSAR-FM	92.3
Searcy/Pangburn	KSMD-FM	99.1
Stuttgart	KWAK-AM/KDEW-FM	1240/97.3
Texarkana, Ark./Texas	KFYX-FM	107.1
Tulsa, Okla.	KCFO-AM	970
Warren	KWRF-AM/FM	860/105.5
Wynne	KWYN-AM	1400
Yellville/Mountain Home	KCTT-FM	101.7

**2004-05 ARSN TV Schedule**

Dec. 7	Missouri	Columbia, Mo.	7:05 p.m.
Dec. 16	Tennessee St.	Fayetteville, Ark.	7:05 p.m.
Dec. 18	Prairie View A&M	Fayetteville, Ark.	12:35 p.m.
Dec. 23	Hartford	Fayetteville, Ark.	7:05 p.m.
Dec. 29	Jacksonville St.	Fayetteville, Ark.	7:05 p.m.
Dec. 31	La.-Monroe	Fayetteville, Ark.	7:05 p.m.

**2004-05 Basketball Television Network**

KATV (Ch. 7)	Little Rock, Ark.
KAIT (Ch. 8)	Jonesboro, Ark.
KPBI (Fox 46)	Ft. Smith/Fayetteville, Ark.



**Northwest Arkansas**

**Northwest Arkansas Times**

P.O. Box 1607  
Fayetteville, AR 72702-1607  
479-571-6419  
FAX 479-442-1714  
Terry Wood - sports editor

**Arkansas Democrat-Gazette  
Northwest Arkansas Bureau**

P.O. Box 5105  
Springdale, AR 72765  
479-927-5269 or 888-223-9846  
FAX 479-927-5284

**Scott Cain - Basketball Beat**

4302 Stonecrest  
Springdale, AR 72762  
479-927-5269  
FAX 501-927-5284

**Bob Holt - Football Beat**

629 E. Lafayette  
Fayetteville, AR 72701  
479-582-2412  
FAX 479-528-2412

**The Morning News of  
Northwest Arkansas**

P.O. Box 7  
Springdale, AR 72765  
479-751-6200  
FAX 479-872-5055  
Chip Souza – sports editor  
Dana Caldwell – Razorback bureau chief  
Jerry Reed – asst. sports editor  
Andrew Jensen – beat

**Nate Allen Sports Services**

Nate Allen  
P.O. Box 3105  
Fayetteville, AR 72702  
479-442-5536

**KFSM-TV (CBS)**

4201 N. Shiloh Drive, Ste 169  
Fayetteville, AR 72703  
479-521-1378  
FAX 479-521-6579  
Mike Irwin – sports director  
Eric Sullivan – anchor

**KHOG-TV (ABC)**

15 N. Church Street  
Fayetteville, AR 72701  
479-521-1010  
FAX 479-521-1430  
Aaron Peters – sports director  
Derek Bursleson, Rusty Jackson

**KNWA (NBC)**

15 S. Block  
Fayetteville, AR 72701  
479-442-0051  
FAX 479-571-8900  
Bo Mattingly – sports director  
Matt Turner, Mitch Lilly

**Hawks Illustrated  
(Specialty Publication)**

17-1/2 E. Center, Ste 211  
Fayetteville, AR 72702  
479-582-2332  
FAX 479-587-9219  
Clay Henry – editor  
Dudley Dawson

**Arkansas Traveler  
(University)**

119 Kimpel Hall  
Fayetteville, AR 72701  
479-575-3406  
FAX 479-575-3306

**Southwest Times Record**

P.O. Box 1359  
Fort Smith, AR 72902  
479-785-7753  
FAX 479-784-0413  
Steve Cameron – sports editor  
Grant Tolley, Scott Faldon

**KFSM-TV (CBS)**

P.O. BOX 369  
Fort Smith, AR 72901  
479-783-1191  
FAX 479-783-3295

**KHBS-TV (ABC)**

2415 N. Albert Pike  
Fort Smith, AR 72904  
479-783-8133  
FAX 479-783-0550

**UATV-TV (University)**

University of Arkansas  
116 Kimpel Hall  
Fayetteville, AR 72701  
479-575-3601  
FAX 479-575-4314  
Larry Foley – faculty manager

**Central Arkansas**

**Arkansas Democrat-Gazette**

P.O. Box 2221  
Little Rock, AR 72203  
501-378-3411  
FAX 501-375-4521  
Wally Hall – sports editor/columnist

**Arkansas News Bureau**

401 S. Victory  
Little Rock, AR 72201  
501-374-0699  
FAX 501-374-0860  
Harry King

**Associated Press**

Suite 100, Benton Bldg.  
10802 Executive Center Drive  
Little Rock, AR 72211  
800-715-7291 / 501-225-3668  
FAX 501-225-3249  
Jay Hughes

**KATV-TV (ABC)**

P.O. Box 77  
Little Rock, AR 72203  
800-756-7267  
501-324-7544  
FAX 501-324-7852  
Paul Eells – sports director  
Steve Sullivan

**KARK-TV (NBC)**

1401 W. Capitol #104  
Little Rock, AR 72201  
501-340-4528  
FAX 501-375-1961  
Mark Rushing – sports director  
Joe Pequeno, Beau McCastlain

**KLRT-TV (FOX 16)**

10800 Colonel Glenn Rd.  
Little Rock, AR 72204  
501-217-4257  
FAX 501-227-0855  
David Raath – sports director  
Justin Holgate

**KTHV-TV (CBS)**

P.O. Box 269  
Little Rock, AR 72203  
501-244-4572  
501-244-4561  
FAX 501-376-1645  
Craig O'Neill – sports director  
Mark Edwards, Wess Moore

**Arkansas Razorback  
Sports Network**

P.O. Box 77  
Little Rock, AR 72203  
501-324-7562  
FAX 501-324-7509  
Todd Curtis, Tiffany Yarbrough

**Pine Bluff Commercial**

P.O. Box 6469  
Pine Bluff, AR 71611  
870-534-3400  
FAX 870-534-0113  
Kelly Fenton – sports editor

**Tulsa Oklahoma**

**Tulsa World**

P.O. Box 1770  
Tulsa, OK 74102  
918-581-8355  
FAX 918-581-8352  
John Klein – sports editor

**KJRH-TV (NBC)**

P.O. Box 2  
Tulsa, OK 74101  
918-742-6397  
FAX 918-748-1566  
Al Jerkins – sports director  
Jason Shackelford, Marty Carpenter

**KOTV-TV (CBS)**

P.O. Box 6  
Tulsa, OK 74101  
918-582-6666  
FAX 918-732-6185  
John Holcomb – sports director  
Mike Wolfe, Steve Wolfe

**KTUL-TV (ABC)**

P.O. Box 8  
Tulsa, OK 74101  
918-445-9363  
FAX 918-445-9359  
Mike Ziegenhorn  
Dave Harrington, Ruben Diaz

**Memphis Tennessee**

**The Commercial Appeal**

495 Union Ave.  
Memphis, TN 38103  
901-529-2360  
FAX 901-529-2362  
Gary Robinson – exec. sports editor  
Geoff Calkins – columnist  
Zack McMillin, Ron Higgins –  
SEC beat

**WMC-TV (NBC)**

1960 Union Ave.  
Memphis, TN 38103  
901-726-0408  
FAX 901-278-7633  
Jarvis Greer – sports director  
Nick Paranjape, Dave Cera,  
Carrie Anderson

**WHBQ-TV (FOX)**

485 S. Highland  
Memphis, TN 38111  
901-320-1340  
FAX 901-320-1366  
David Lee – sports director  
Matt Stark, Kevin Barbee

**WPTY-TV (ABC) / WLMT  
(UPN-30)**

2701 Union Extended  
Memphis, TN 38112  
901-321-7617  
FAX 901-452-1820  
Greg Gaston – sports director  
Kevin Jenkins, Jessica Taff, Rob  
Petrona

**WREG-TV (CBS)**

803 Channel 3 Drive  
Memphis, TN 38103  
901-543-2117  
FAX 901-543-2167  
George Lapidis, Glenn Carver,  
Mike Ceide, Tara Pachmayer





# Northwest Arkansas Directory

(For more information, visit the following web sites:  
www.fayettevilletourism.com, www.springdale.com  
and www.rogersstowell.com)

## HOTELS/MOTELS

### Fayetteville

**Best Western Windsor Suites**  
1122 S. Futtrall  
479-587-1400  
800-528-1234

**Chief Motel**  
1818 N. College  
479-442-7326

**Clarion**  
1255 S. Shiloh  
479-521-1166  
800-223-7275

**Country Inn & Suites**  
1234 Steamboat Dr.  
479-571-5177  
800-456-4000

**Days Inn**  
2402 N. College  
479-443-4323  
800-329-7466

**Fairfield Inn**  
720 Milsap  
479-587-8600  
800-338-2800

**Hampton Inn**  
915 Krupa Lane  
479-587-8300  
800-HAMPTON

**Hampton Inn**  
735 S. Shiloh  
479-587-8300  
800-HAMPTON

**Hi-Way Inn Motel**  
1140 N. College  
479-442-9916

**Holiday Inn Express**  
1251 N. Shiloh  
479-444-6006  
800-HOLIDAY

**Inn at Carnall Hall**  
465 N. Arkansas Ave.  
479-582-0400  
800-295-9118

**Motel 6**  
2980 N. College  
479-443-4351

**Quality Inn 523 S. Shiloh**  
479-444-9800  
800-4CHOICE

**Radisson Hotel**  
70 N. East  
479-442-5555  
800-333-3333

**Ramada Inn**  
3901 N. College  
479-443-3431  
888-443-4866

**Red Roof Inn**  
1000 Futrell  
479-442-3041

**Regency 7**  
675 S. Shiloh  
479-575-0777  
800-437-PARK

**Sleep Inn**  
728 Milsap  
479-587-8700  
800-221-2222

**Stay Inn Style**  
117 W. Rock  
479-582-3590

**Super 8**  
1075 S. Shiloh  
479-521-8866  
800-800-8000

**Twin Arch Motel**  
521 N. College  
479-521-9452

### Springdale

**Baymont Inn**  
1300 S. 48th St.  
479-751-2626

**Best Western Heritage**  
1394 W. Sunset Ave.  
479-751-3100

**Comfort Inn**  
4540 W. Sunset Ave.  
479-751-6700

**Comfort Suites - Springdale**  
1099 Rieff St.  
479-725-1777

**Double Tree**  
4677 W. Sunset Ave.  
479-751-7200

**Executive Inn**  
2005 S. Thompson St.  
479-756-6101

**Extended Stay America**  
5000 Luvane Ave.  
479-872-1490  
800-398-7829

**Fairfield Inn & Suites**  
1043 Rieff St.  
479-725-1800

**Hampton Inn & Suites**  
1700 S. 48th St.  
479-756-3500

**Hartland Lodge**  
1042 48th Place  
479-756-0040

**Hartland Motel**  
3500 W. Sunset Ave.  
479-756-8300

**Hilltop Inn**  
3601 S. Thompson  
479-756-9120

**Holiday Inn of NW Ark**  
1500 S. 48th St.  
479-751-8300

**Inn At The Mill**  
3910 Great House  
Springs Rd. (Johnson)  
479-443-1800

**Magnolia Gardens**  
500 N. Main St.  
479-756-5744

**Motel 8**  
1206 S. Thompson St.  
479-751-9221

**Residence Inn by Marriott**  
1740 S. 48th St.  
479-872-9100

**Scottish Inns**  
1219 S. Thompson St.  
479-751-4874

**Springdale Motel**  
660 S. Thompson St.  
479-751-4878

**Sunrise Inn**  
2001 S. Thompson St.  
479-756-1900

### Rogers, Bentonville & Surrounding Areas

**AmeriSuites Hotel**  
4610 W. Walnut  
Rogers  
479-633-8555

**Best Western**  
2307 SE Walton Blvd.  
Bentonville  
479-273-9727  
800-528-1234

**Candlewood Suites Hotel**  
4601 W. Rozell  
Rogers  
479-636-2783

**Clarion Hotel**  
211 SE Walton Blvd.  
Bentonville  
479-464-4600  
800-505-6924

**Comfort Inn**  
3609 Moberly Lane  
Bentonville  
479-271-9400

**Courtyard By Marriott**  
1001 McClain Rd.  
Bentonville  
479-273-3333  
800-321-2211  
**Days Inn**  
3408 S. Moberly Lane  
Bentonville  
479-271-7900

**Embassy Suites of NW Arkansas**  
3303 Pinnacle Hills  
Parkway  
Rogers  
479-254-8400

**Fairfield Inn & Suites**  
4611 Rozell  
Rogers  
479-936-5900

**Hampton Inn**  
4501 W. Walnut  
Rogers  
479-986-0500  
800-HAMPTON

**Hartland Lodge**  
2931 W. Walnut  
Rogers  
479-631-6000

**Hartland Motel of Bentonville**  
1002 S. Walton Blvd.  
Bentonville  
479-273-3444

**Hilton Garden Inn**  
2204 SE Walton Blvd.  
Bentonville  
479-464-7300

**Holiday Inn Express**  
2205 SE Walton Blvd.  
Bentonville  
479-271-2222  
800-HOLIDAY

**Quality Inn**  
1209 N. Walton Blvd.  
Rogers  
479-273-2451

**Residence Inn**  
4611 W. Locust  
Rogers  
479-636-5900

**Regency 7**  
3714 West Walnut  
Rogers  
479-631-7000

**Rogers Inn**  
1919 S. 8th St.  
Rogers  
479-636-5850

**Sleep Inn**  
215 SE Walton Blvd.  
Bentonville  
479-464-4400

**Springhill Suites**  
2304 SE Walton Blvd.  
Bentonville  
479-464-4777

**Super 8 Motel**  
915 S. 8th St.  
Rogers  
479-636-9600

**Super 8 Motel**  
2301 SE Walton Blvd.  
Bentonville  
479-273-1818

**Town & Country Inn**  
2102 S. 8th St.  
Rogers  
479-636-3820

**Townplace Suites by Marriott**  
3100 S.E. 14th St.  
Bentonville  
479-621-0202

**Vacation Rentals 430 Town Center**  
Bella Vista  
479-855-1111  
800-386-4628

### Fayetteville Restaurants

**AQ Chicken House**  
1925 N. College  
479-443-7555

**Acropolis**  
1618 N. College  
479-443-2261

**Applebee's**  
4078 N. College  
479-442-8841

**Arby's Roast Beef**  
1263 W. Sixth  
571-2056

**Atlanta Bread Co.**  
3196 N. College  
479-442-2900

**Bistro V**  
300 W. Dickson  
479-442-9682

**Bordino's**  
324 W. Dickson  
479-527-6795

**Cafe Santa Fe**  
1860 N. Crossover  
479-582-4200

**Catfish Hole #3**  
4127 W. Wedington  
479-521-7008

**Charlie's Chicken**  
1542 W. Sixth  
479-571-2600

**Chili's**  
772 E. Millsap  
479-521-9921

**Colton's Steak House**  
642 E. Milsap  
479-973-0876

**Denny's**  
2589 W. Sixth  
479-571-1433

**Dixie Cafe**  
3875 N. Shiloh  
479-444-6660

**Doe's Eat Place**  
316 W. Dickson  
479-443-3637

**Elenita's Cafe**  
1120 Lindell  
479-442-9978

**Herman's Rib House**  
2807 N. College  
479-442-9671

**Hog's Breath Eatery**  
1214 N. Garland  
479-443-7783

**Hugo's**  
25-1/2 N. Block  
479-521-7585

**JD China Restaurant**  
1740 W. 6th Street  
479-442-5875

**Jose's**  
324 W. Dickson  
479-521-0194

**Loafin' Joe's**  
201 W. Mountain  
479-443-9944

**McAlister's**  
4055 N. Steele Blvd.  
479-521-7900

**Mermaids**  
1815 Green Acres Rd.  
479-443-3737

**Mexico Viejo**  
2131 W. 6th St.  
479-587-8181

**Mr. Burger**  
North & Garland  
479-521-2680

**Mong Dynasty**  
3101 N. College  
479-443-7666

**Noodles**  
3155 N. College  
479-443-7100

**Olive Garden**  
3616 Mall Ave.  
479-443-4438

**Ozark Mtn. Smokehouse**  
215 W. Dickson  
479-442-2152

**Panda**  
2890 N. College  
479-582-3838

**Panera Bread**  
3638 N. Front  
479-587-1188

**Penguin Ed's B&B BBQ**  
230 S. East  
479-521-3663

**Powerhouse Seafood**  
112 N. University  
479-442-8300

**Quizno's**  
1680 N. College  
479-442-0515

**Razorback Pizza**  
2620 W. 6th Street  
479-443-2265

**Red Lobster**  
3885 N. Shiloh  
479-442-2317

**Red Robin Restaurant**  
695 E. Van Ashe  
479-521-3524

**Ruby Tuesday**  
1031 S. Krupa Dr.  
479-442-7933

**Ryan's Steakhouse**  
3825 N. Shiloh  
479-521-7926

**Schlotsky's**  
2548 N. College  
479-587-8373

**Shanghai Chinese**  
1998 N. College  
479-442-8188

**Shogun**  
637 W. Joyce  
479-582-5714

**Tim's Pizza**  
2730 N. College  
479-521-4151

**Uncle Gaylord's**  
311 W. Mountain  
479-444-0605



# Fayetteville, Ark.

## DIRECTIONS TO BUD WALTON ARENA

**From Northwest Arkansas Regional Airport:** From main entrance turn left onto Hwy. 264. At Cave Springs, Hwy. 264 will turn right (east) for two blocks and then turn left (south). Continue on Hwy. 264 to I-540. Turn right (south) on I-540 to Fayetteville. Take Exit 62 (Hwy. 62 and Sixth Street) and go left (east) to Razorback Road (about two miles). Turn left (north) onto Razorback Road. Bud Walton Arena is on your right.

**From Little Rock (or anywhere south of Fayetteville):** Take I-40 west to I-540 north. Continue on I-540 to Fayetteville. Take Exit 62 (Hwy. 62 and Sixth Street) and go right (east) to Razorback Road (about two miles). Turn left (north) onto Razorback Road. Bud Walton Arena is on your right.

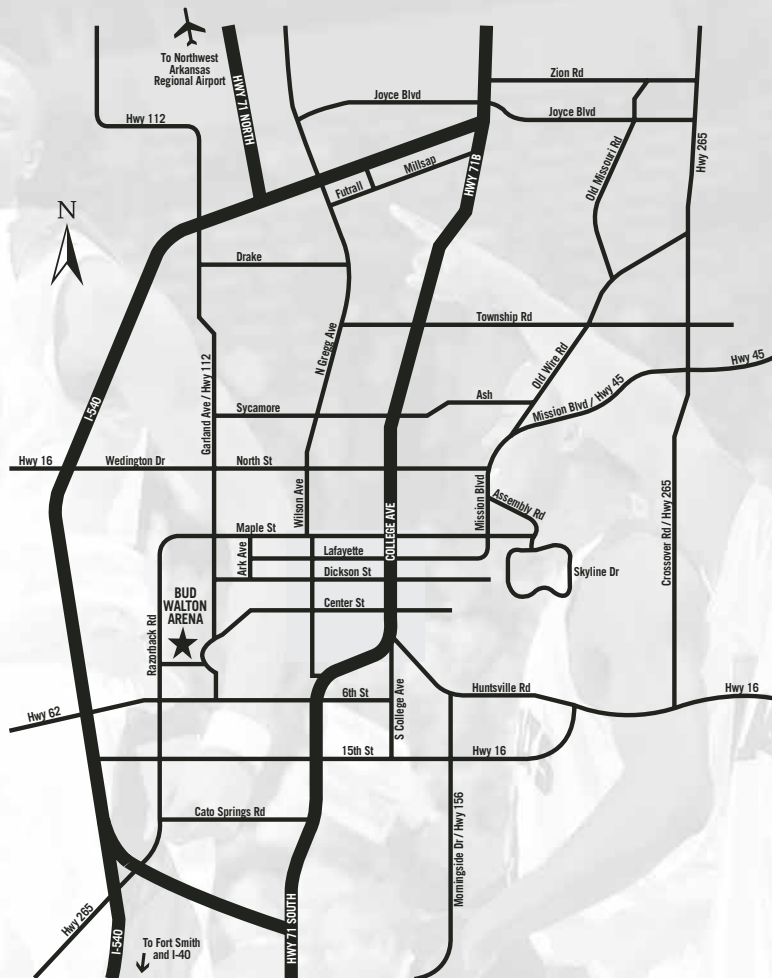
**From Tulsa, Okla.:** From airport go south on US-169. Follow signs for the Cherokee Turnpike and US 412 East. Take US 412 east from Tulsa approximately 15 miles to the Cherokee Turnpike entrance. The turnpike will bypass US 412 to the Arkansas State line. Exit turnpike and continue on US 412 to I-540. Go on I-540 south to Fayetteville. Take Exit 62 (Hwy. 62 and Sixth Street) and go left (east) to Razorback Road (about two miles). Turn left (north) onto Razorback Road. Bud Walton Arena is on your right.

## MILEAGE TO FAYETTEVILLE FROM:

Bella Vista	34
Bentonville	26
Eureka Springs	54
Fort Smith	63
Harrison	79
Kansas City, Mo.	213
Little Rock	192
Rogers	19
Springdale	9
Memphis, Tenn.	320
Springfield, Mo.	115
St. Louis, Mo.	365
Tulsa, Okla.	117

## MILEAGE TO FAYETTEVILLE FROM SEC SCHOOLS:

School (Town)	Major Roads	Shortest
Alabama (Tuscaloosa)	581	521
Auburn (Auburn)	896	642
Florida (Gainesville)	1031	969
Georgia (Athens)	839	728
Kentucky (Lexington)	688	613
LSU (Baton Rouge)	664	527
Ole Miss (Oxford)	406	357
Mississippi St. (Starkville)	499	455
South Carolina (Columbia)	1007	880
Tennessee (Knoxville)	704	662
Vanderbilt (Nashville)	534	491





# UA HOOPS

## INSIDE THE NUMBERS

### All-Time Most NCAA Final Four Appearances

1.	North Carolina	15
2.	UCLA	14
	Duke	14
4.	Kentucky	13
5.	Kansas	12
6.	Ohio St.	9
7.	Indiana	8
8.	Louisville	7
9.	<b>ARKANSAS</b>	<b>6</b>
	Cincinnati	6
11.	Michigan St.	5

### All-Time Most NCAA Tournament Bids

1.	Kentucky	46
2.	UCLA	38
3.	North Carolina	36
4.	Kansas	33
5.	Indiana	32
6.	Louisville	31
7.	Syracuse	29
8.	Duke	28
9.	<b>ARKANSAS</b>	<b>27</b>
	Notre Dame	27
	St. John's	27

### Most Sweet 16 Appearances

*(Since 1975, the first season all teams had to win at least one game to reach the Sweet 16)*

1.	Kentucky	19
	North Carolina	19
3.	Duke	17
4.	Indiana	14
	Kansas	14
	Louisville	14
	Syracuse	14
	UCLA	14
9.	Arizona	11
	Connecticut	11
	Maryland	11
12.	<b>ARKANSAS</b>	<b>10</b>

### All-Time Most NCAA Tournament Victories

1.	Kentucky	92
2.	North Carolina	81
3.	UCLA	80
4.	Duke	77
5.	Kansas	70
6.	Indiana	58
7.	Louisville	49
8.	Syracuse	46
9.	<b>ARKANSAS</b>	<b>39</b>
	Cincinnati	39

### All-Time Most Conference Championships Won

1.	Kansas	47
2.	Kentucky	42
3.	Western Kentucky	38
4.	North Carolina	32
5.	UCLA	27
	Utah	27
7.	Cincinnati	26
	Connecticut	26
9.	<b>Arkansas</b>	<b>24</b>
	Princeton	24
11.	Arizona	23




**JONATHON MODICA**  
All-SEC – USBWA All-District



**RONNIE BREWER**  
Freshman All-American  
SEC All-Freshman

on winning the 2004 NBA title:

“Winning a championship,  
**that’s what you play for.** That’s what  
everyone is in this league for. To be able to call  
yourself the best in the world, **it’s a  
wonderful accomplishment**  
and I’m truly blessed.”

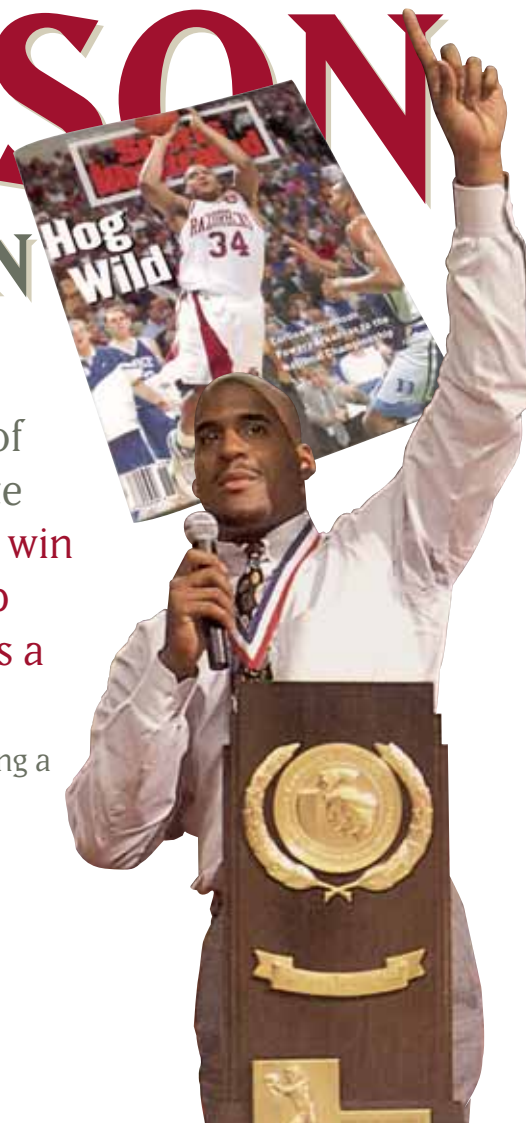
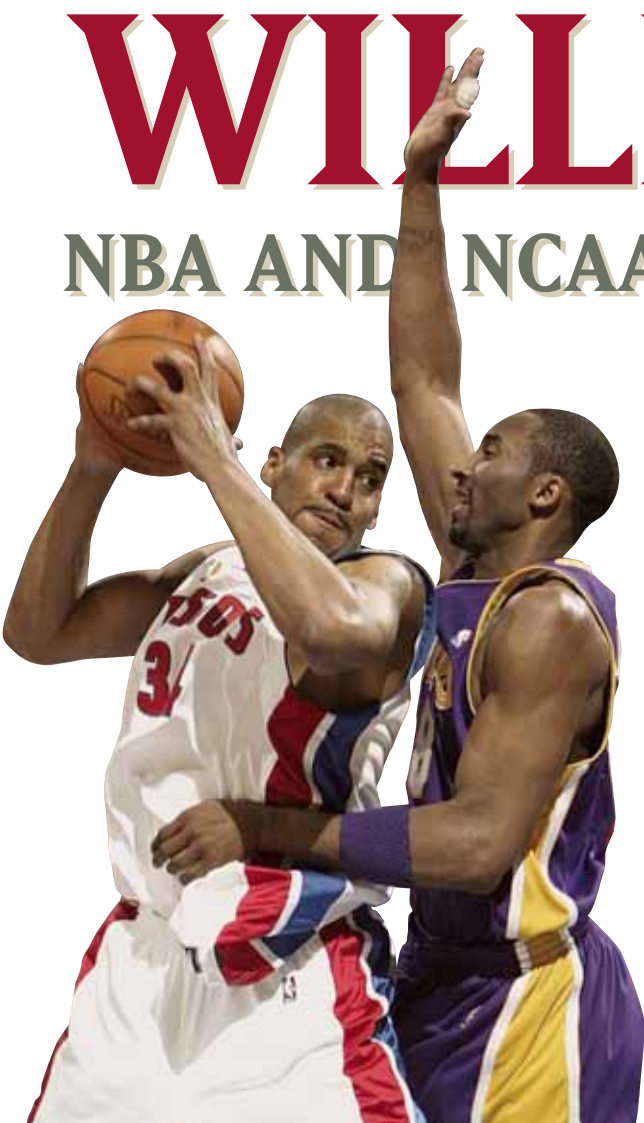


# UA'S CORLISS WILLIAMSON

## NBA AND NCAA CHAMPION

on winning the 1994 NCAA title:

“Coming from the state of  
Arkansas as a home-state  
boy, **and to grow up and win  
a national championship  
with your home school is a  
great feeling.** It meant a lot  
and I’m glad we were able to bring a  
championship to the state of  
Arkansas. **I still reminisce  
about those days.**”







MATT JONES

MICHAEL JONES

VINCENT HUNTER

RASHARD SULLIVAN

PRESTON CRANFORD



2004-05 ARKANSAS RAZORBACKS (Front, L to R): Preston Cranford, Dontell Jefferson, Eric Ferguson, Ronnie Brewer, Jonathon Modica, Olu Famutimi, Sammy Munsey, Michael Jones. (Back, L to R): Trainer Dave England, assistant coach Ronny Thompson, assistant coach Darren Sorenson, Rashard Sullivan, Steven Hill, head coach Stan Heath, Darian Townes, Vincent Hunter, Charles Thomas, assistant coach Oronde Taliaferro, assistant coach Rob Flaska. (Not pictured: Matt Jones, Marcus Monk)